

Bad Kleinkirchheim - Bad Kleinkirchheim

date: 17.06.15
time: 18:29:01
page: 1

(51) Women

rank	bib	name	location	Team	Time	Cup	block	2nd stage
1.	17	Van Paassen Sanne	NL-Vlierden	Specialized	3:24.03,3	3:24.03,3	1.	A1
2.	272	Tazreiter Angelika	A-Althofen	SV Kürnberg	3:28.05,4	3:28.05,4	2.	A1
3.	3	Hug Cornelia	Amsoldingen	Crazy Velo Shop Scott	3:30.17,0	3:30.17,0	3.	A1
4.	4	Genser Regina	D-Weidenberg	CRAFT- ROCKY MOUNTAIN Team	3:35.19,9	3:35.19,9	4.	A1
5.	297	Speck Erika	Appenzell	Team Vesto/ RMC Appenzell	3:38.50,0	3:38.50,0	5.	A1
6.	128	Anderluh Natalija	SLO-Celje	Bicikel.com prek Alp	3:45.21,5	3:45.21,5	6.	A2
7.	78	Weiss Veronika	D-Tutzing	fi'zi:k / Superior Mio Wildschönau XC Team	3:45.37,4	3:45.37,4	7.	A2
8.	133	Cseh Veronika	H-Budapest	Bikemag- Alpinbike Team Endura	3:51.06,5	3:51.06,5	8.	A2
9.	247	Diesner Naima Madlen	D-Gleichen	Kenda DMC Factory Team	3:54.25,2	3:54.25,2	9.	A2
10.	379	Stoiber Martina	D-Ihrlerstein	Dr. Straube Cycling Team	3:54.29,2	3:54.29,2	10.	A2
11.	525	Roth Stephanie	Flawil	Bikecenter Flawil	4:04.03,2	4:04.03,2	11.	B
12.	168	Vreeswijk-Kelja Riikka	NL-Gorinchem	Peerkes Bike Team	4:04.59,0	4:04.59,0	12.	B
13.	468	Eisenhut Käthy	Rehetobel	Team Vesto	4:10.29,4	4:10.29,4	13.	B
14.	232	Krause Bianca	D-Haan	Draht Binder Racing Team	4:17.55,6	4:17.55,6	14.	B
15.	327	Galligan Sarah	IRL-Dublin	Moxie racers	4:20.06,1	4:20.06,1	15.	B
16.	95	Witlox Lizzy	NL-Eindhoven	SBjbiketeam	4:20.38,7	4:20.38,7	16.	B
17.	380	Hartleb Nina	D-Frechen	Draht Binder Racing Team	4:22.48,4	4:22.48,4	17.	B
18.	410	Schläpfer Annelies	Halden	Krapf Bike Wave	4:27.09,3	4:27.09,3	18.	B
19.	403	Donner Martina	A-Kötschach-Mauthen	Kelag Energy Team	4:30.02,6	4:30.02,6	19.	B
20.	62	Kaldowski Martina	Brütten		4:32.56,9	4:32.56,9	20.	B
21.	497	Hemmerling Marion	D-Hohenschäftlarn	MYF-FeineFahrräderTeamMünchen	4:33.41,4	4:33.41,4	21.	B
22.	181	Van Ede Ramona	NL-De Bilt	Smit Cycling Team	4:35.40,4	4:35.40,4	22.	B
23.	759	Göttinger Lisa	A-Tresdorf		4:37.11,1	4:37.11,1	23.	B
24.	469	Schoch Barbara	Heiden	Team Vesto	4:39.24,9	4:39.24,9	24.	B
25.	286	Mahanj Birgit	A-Braunau am Inn-Ranshofen	Team Weissensee	4:42.01,8	4:42.01,8	25.	B
26.	106	Gorges Sara-Diane	D-Weinheim	CRAFT - ROCKY MOUNTAIN Team Friends	4:42.43,1	4:42.43,1	26.	B
27.	356	Wagner Ulrike	A-Graz		4:51.03,4	4:51.03,4	27.	B
28.	596	Luttenberg Ranhilde	NL-Den Haag	RWV De Spartaan	4:53.20,2	4:53.20,2	28.	B
29.	606	Schubert Simone	D-Landshut	Soli Wartenberg/ Team Schauer	4:56.26,0	4:56.26,0	29.	B
30.	26	Salzgeber Michaela	D-Heilbronn	Craft & Friends	4:57.45,7	4:57.45,7	30.	B
31.	717	Pokobova Vladka	B-Tongeren		4:59.58,5	4:59.58,5	31.	B
32.	466	Winter Romana	A-Wien	Team Sportordination	5:03.06,1	5:03.06,1	32.	B
33.	697	Horn Verena	A-Ferlach		5:03.41,2	5:03.41,2	33.	B
34.	549	Hell Birgit	D-Dettingen	Gaudibiker	5:09.20,7	5:09.20,7	34.	B
35.	541	Bütow Julia	D-Paderborn	DROP * FROM TEAM;	5:18.12,3	5:18.12,3	35.	B
36.	516	Hulsbergen Mariet	NL-Vught	Bike Heart	5:22.01,6	5:22.01,6	36.	B
37.	261	Thannheimer Bettina	D-Kempton	RSC AUTO BROSCHE Kempton	5:22.15,6	5:22.15,6	37.	B
38.	101	Cwioro Tanja	A-Paternion	Team Kärnten Challenge	5:23.58,4	5:23.58,4	38.	B
39.	44	Bastiaansen Tanja	NL-Geertruidenberg	Peerkes Bike Team	5:24.27,8	5:24.27,8	39.	B
40.	175	Buchacher Christina	A-Villach	Qloom Sports AG	5:24.58,8	5:24.58,8	40.	B
41.	186	Keohan Paula	IRL-Dublin		5:29.41,9	5:29.41,9	41.	C
42.	107	Auerbach Iris	D-Filderstadt	CRAFT - ROCKY MOUNTAIN Team Friends	5:43.54,9	5:43.54,9	42.	C
43.	594	Winters Bea	NL-Wijk bij Duurstede	RWP Bilthoven	5:44.05,0	5:44.05,0	43.	C
44.	98	Janz Jill Meike	D-Babenhausen	CRAFT-ROCKY MOUNTAIN	5:45.06,0	5:45.06,0	44.	C
45.	187	Kießling Simone	D-Benediktbeuern		5:47.32,4	5:47.32,4	45.	C
46.	183	Schmidt Silke	D-Untergruppenbach		5:49.26,8	5:49.26,8	46.	C
47.	723	Schiffer Christina	D-Essen		5:50.12,0	5:50.12,0	47.	C
48.	491	Kopp Julia	D-Metzingen	CRAFT - ROCKY MOUNTAIN Team Friends	5:51.18,3	5:51.18,3	48.	C
49.	503	Nette Anja	D-Bayreuth	29-er Racing Team	6:03.13,3	6:03.13,3	49.	C
50.	479	Wank Selina	RSA-Port Elizabeth	Wonderworld	6:06.06,6	6:06.06,6	50.	C

Official timing and results by DATASPORT, CH-Gerlafingen
www.datasport.com for results, online registration, informations and news

Bad Kleinkirchheim - Bad Kleinkirchheim

date: 17.06.15
time: 18:29:02
page: 2

(51) Women

rank	bib	name	location	Team	Time	Cup	block	2nd stage
51.	460	Redzepe Kathleen	GB-Reading	TEAM REXHEPI	6:18.06,3	6:18.06,3	51.	C
52.	445	Borchardt Tanja	D-Roßtal	Svanja	6:24.39,9	6:24.39,9	52.	C
53.	599	Oswald Tanni	D-Landsberg	SCOTT-RC-BAYERN	6:49.56,6	6:49.56,6	53.	C

total ranked: 53

(61) Men

rank	bib	name	location	Team	Time	Cup	block	2nd stage
1.	41	Ragnoli Juri	I-Rodengo Saiano (BS)	Team Scott	2:29.54,1	2:29.54,1	1.	A1
2.	1	Sausser Christoph	Sigriswil	Specialized Racing	2:34.37,2	2:34.37,2	2.	A1
3.	12	Hochenwarter Uwe	A-Kirchbach	Team BIKEARENA Obertraun	2:34.46,0	2:34.46,0	3.	A1
4.	87	Friberg Calle	S-Sundbyberg	Team Scott Skoda	2:35.54,6	2:35.54,6	4.	A1
5.	2	Leisling Matthias	D-Bad Tölz	Team TEXPA-SIMPLON	2:37.31,2	2:37.31,2	5.	A1
6.	10	Schöggel David	A-Eibiswald	KTM RAD.SPORT.SZENE Ausseerland	2:38.19,5	2:38.19,5	6.	A1
7.	29	Wagner Johannes	D-Lützelbach	Team TEXPA-SIMPLON	2:38.35,8	2:38.35,8	7.	A1
8.	13	Platt Karl	D-Osthofen	Team BULLS	2:38.50,8	2:38.50,8	8.	A1
9.	22	Thaler Guido	A-Nassereith	CRAFT - ROCKY MOUNTAIN Team	2:39.17,4	2:39.17,4	9.	A1
10.	23	Hartmann Andreas	D-Bad Reichenhall	CRAFT - ROCKY MOUNTAIN Team	2:43.40,3	2:43.40,3	10.	A1
11.	61	Demuth Frank	D-Mietingen	Centurion Vaude	2:43.53,1	2:43.53,1	11.	A1
12.	20	Weisenseel Jochen	D-Schweinfurt	CRAFT - ROCKY MOUNTAIN Team	2:44.04,1	2:44.04,1	12.	A1
13.	14	Sahm Stefan	D-Mössingen	Team BULLS	2:44.54,6	2:44.54,6	13.	A1
14.	30	Mayer Wolfgang	D-Murg	Team TEXPA-SIMPLON	2:46.00,2	2:46.00,2	14.	A1
15.	21	Weissenbacher Manuel	A-Großgmain	CRAFT - ROCKY MOUNTAIN Team	2:47.14,4	2:47.14,4	15.	A1
16.	16	Schneidawind Christian	D-Haßfurt	Team TEXPA-SIMPLON	2:47.32,4	2:47.32,4	16.	A2
17.	282	Cleppe Wouter	H-Budapest	Team Freerider.ro	2:47.55,1	2:47.55,1	17.	A2
18.	126	Van der Werf Rob	NL-Gilze	Backdraft MTB Team	2:48.05,5	2:48.05,5	18.	A2
19.	25	Islitzer Lukas	A-Gosau	CRAFT - ROCKY MOUNTAIN Team	2:50.10,8	2:50.10,8	19.	A2
20.	40	Hofer Franz	I-Volser Aicha (BZ)	Team Scott	2:51.23,5	2:51.23,5	20.	A2
21.	27	Schütz André	D-Gries	Team TEXPA-SIMPLON	2:52.09,2	2:52.09,2	21.	A2
22.	88	Zorn Manuel	A-Mieders	Team Serles	2:53.53,7	2:53.53,7	22.	A2
23.	70	Färberböck Mario	A-Anthering	BIKEPALAST Salzburg	2:54.23,4	2:54.23,4	23.	A2
24.	100	Hagspiel Elias	A-Hittisau	Protective Bike Wear	2:54.28,2	2:54.28,2	24.	A2
25.	99	Deutschendorf Andreas	D-Lenggries	CRAFT - ROCKY MOUNTAIN Team Experts	2:55.57,9	2:55.57,9	25.	A2
26.	24	Intravaia Marco	D-Herdecke	CRAFT - ROCKY MOUNTAIN Team Experts	2:58.52,2	2:58.52,2	26.	A2
27.	262	Reiser Marcel	D-Kempton	RSC AUTO BROSCHE Kempton	2:58.52,4	2:58.52,4	27.	A2
28.	15	Hardter Uwe	D-Münsingen	Team TEXPA-SIMPLON	2:59.15,4	2:59.15,4	28.	A2
28.	28	Vonhausen Oliver	D-Würzburg	Team TEXPA-SIMPLON	2:59.15,4	2:59.15,4	28.	A2
30.	77	Schmidtman Tobias	D-Haina	EGF Bunstruth Racing	2:59.53,1	2:59.53,1	30.	A2
31.	495	Karl Benjamin	A-Lienz	Red Bull	3:00.45,5	3:00.45,5	31.	A2
32.	218	Eder Robert	A-Spittal an der Drau	Bigtime Sport Maishofen	3:01.00,1	3:01.00,1	32.	A2
33.	82	Nipperdey Johannes	D-Ellrich	NRT Protective	3:01.09,5	3:01.09,5	33.	A2
34.	258	Hochmüller Christoph	A-Graz	Radclub Arbö Griffen/IMPULS Sport	3:01.14,1	3:01.14,1	34.	A2
35.	765	Grießner Markus	A-Saalfelden am Steinernen Meer	ASVÖ-ÖAMTC SC Hermagor	3:04.59,5	3:04.59,5	35.	A2
36.	494	Beers Matthew	RSA-cape town	Squirt	3:05.54,3	3:05.54,3	36.	A2
37.	250	Monese Phetetso	LES-Maseru	Lesotho Sky - Alliance	3:05.56,8	3:05.56,8	37.	A2
38.	442	Tanzer Manuel	D-Garmisch-Partenkirchen	Sponser Sport Food - 4Lynni&4lly	3:07.10,5	3:07.10,5	38.	A2
39.	66	Carstens Sven	D-Kirchheim	Best-Bike-Parts/BurTec	3:07.27,2	3:07.27,2	39.	A2
40.	43	Kreuchler Christian	D-Alach	r2-bike.com MTB RACING	3:07.31,4	3:07.31,4	40.	A2
41.	281	Timmer Pault	NL-Gasselte	Team Egberts	3:08.53,4	3:08.53,4	41.	A2

Official timing and results by DATASPORT, CH-Gerlafingen
www.datasport.com for results, online registration, informations and news

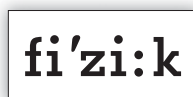
Bad Kleinkirchheim - Bad Kleinkirchheim

date: 17.06.15
time: 18:29:02
page: 3

(61) Men

rank	bib	name	location	Team	Time	Cup	block	2nd stage
42.	443	Boss Marcel	St. Stephan	sputnik-bikeshop.ch	3:08.59,4	3:08.59,4	42.	A2
43.	159	Carl Norman	D-München	NRT Protective	3:09.12,9	3:09.12,9	43.	A2
44.	67	Lindic Primoz	SLO-Celje	Bicikel.com prek Alp	3:09.45,0	3:09.45,0	44.	A2
45.	490	Zorn Armin	A-Mieders	Team Serles	3:10.23,6	3:10.23,6	45.	A2
46.	119	Amhof Philipp	Bülach	B2RS - BBT	3:13.16,6	3:13.16,6	46.	A2
47.	64	Elsässer Daniel	D-Mömbris	Team Bikestore RACE WORX // Pekafit	3:14.21,6	3:14.21,6	47.	A2
48.	153	Schjermer Thomas	DK-Them	MTBK-Silkeborg	3:14.22,9	3:14.22,9	48.	A2
49.	129	Kainz Matej	SLO-Petrovce	Bicikel.com prek Alp	3:14.30,5	3:14.30,5	49.	A2
50.	293	Duckeck Paul	D-Penzberg	TSV Benediktbeuern-Bichl	3:14.37,0	3:14.37,0	50.	A2
51.	260	Keitzel Gunnar	D-Aachen	RSC 1928 Stolberg	3:14.49,6	3:14.49,6	51.	A2
52.	56	Steckler Kristian	D-Hemhofen	CRAFT - ROCKY MOUNTAIN Team Experts	3:15.11,5	3:15.11,5	52.	A2
53.	117	Verboven Jan	B-Westerlo	4Bikes MTB team	3:15.53,9	3:15.53,9	53.	A2
54.	216	Mosser Raphael	A-Sankt Stefan	ASVÖ ÖAMTC SC Hermagor	3:16.46,3	3:16.46,3	54.	A2
55.	424	Kohl Hannes	D-Hersbruck	Polsterei Intech Bike Team	3:16.55,6	3:16.55,6	55.	A2
56.	53	Den Hollander Bernd	D-Idstein	CRAFT - ROCKY MOUNTAIN Team Experts	3:17.52,2	3:17.52,2	56.	A2
57.	131	Emmerik Michael	NL-Alkmaar	Bike Action Alkmaar	3:17.59,1	3:17.59,1	57.	A2
58.	83	Bank Christian	D-Großlohra	NRT Protective	3:18.16,7	3:18.16,7	58.	A2
59.	160	Klocke Gerald	D-Wernigerode	NRT Protective	3:19.25,1	3:19.25,1	59.	A2
60.	55	Müller Eric	D-Haßloch	CRAFT - ROCKY MOUNTAIN Team Experts	3:19.54,2	3:19.54,2	60.	A2
61.	296	Leavy Grant	GB-Swansea	Unity Cycleworks / Loco Tuning	3:20.54,6	3:20.54,6	61.	A2
62.	46	Vonk Sander	A-Salzburg	Peerkes Bike Team	3:21.20,1	3:21.20,1	62.	A2
63.	420	Locher Marcel	Neftenbach	Muscheltaucher	3:22.58,0	3:22.58,0	63.	A2
64.	251	Khantsi Teboho	LES-Maseru	Lesotho Sky - Swiss Bike Tours	3:23.06,4	3:23.06,4	64.	A2
65.	248	Wouters Tim	B-Bornem	klein brabant mtb racing team bornem	3:24.17,3	3:24.17,3	65.	A2
66.	75	Matovcik Julius	SK-Trencin	DEAF MTB CZE & SVK	3:24.37,1	3:24.37,1	66.	B
67.	374	Danzer Martin	D-Kelheim	DanzerWorks	3:26.02,1	3:26.02,1	67.	B
68.	81	Heylen Keith	B-Booischoot	MTB Heylen	3:26.48,0	3:26.48,0	68.	B
69.	421	Schaufelberger Markus	Regensburg	Muscheltaucher	3:26.56,5	3:26.56,5	69.	B
70.	235	Brambring Dirk	D-Olsberg	EGF Bunstruth Racing	3:27.40,1	3:27.40,1	70.	B
71.	172	Mak Michael	A-Ferlach	pewag racing team	3:27.50,2	3:27.50,2	71.	B
72.	54	Jäggle Thomas	D-Herbertingen	CRAFT - ROCKY MOUNTAIN Team Experts	3:29.11,1	3:29.11,1	72.	B
73.	240	Jonsson Andreas	S-Falun	Falu CK	3:29.21,9	3:29.21,9	73.	B
74.	357	Thiel Dominik	D-Hollfeld	29-er Racing Team	3:29.35,6	3:29.35,6	74.	B
75.	115	Tanchev Boyko	BUL-Sofia	MTB-BG.COM	3:29.57,8	3:29.57,8	75.	B
76.	104	Davies Robert	GB-7 Falmouth Road, London	London Dynamo	3:30.07,8	3:30.07,8	76.	B
77.	143	Studyka David	CZ-Okr. Hulín	DEAF MTB CZE & SVK	3:31.00,1	3:31.00,1	77.	B
78.	233	Serra Carlos	D-Regensburg	Edelsten - Goodtimesroll	3:31.26,9	3:31.26,9	78.	B
79.	555	Treven Manuel	A-Klagenfurt	im.puls sport	3:31.37,6	3:31.37,6	79.	B
80.	275	Goth Benedikt	D-Bechhofen	Team Bonsai Bikes	3:31.49,0	3:31.49,0	80.	B
81.	234	Font Turon Jordi	D-Regensburg	Edelsten Bikes	3:32.47,6	3:32.47,6	81.	B
82.	292	Cords Christoph	Feuerthalen	XC Riders powered by Radsport Lutz	3:33.02,4	3:33.02,4	82.	B
83.	470	Nehls Alexander	D-Nürnberg	TEAMadidas	3:33.06,6	3:33.06,6	83.	B
84.	487	Moosberger Stefan	Appenzell	Vali's Bikeshop	3:33.11,9	3:33.11,9	84.	B
85.	74	Portugall Werner	D-Langenfeld	Campana	3:33.13,6	3:33.13,6	85.	B
86.	109	Zähringer Tobias	D-Stuttgart	CRAFT - ROCKY MOUNTAIN Team Friends	3:33.15,4	3:33.15,4	86.	B
87.	244	Bendall Ian	GB-Swansea	I B Electrical	3:33.36,4	3:33.36,4	87.	B
88.	51	Hurenkamp Bas	NL-Apeldoorn	Peerkes Bike Team	3:33.40,7	3:33.40,7	88.	B
89.	301	Blasch Jochen	D-Herzogenaaurach	#TEAMadidas	3:34.13,7	3:34.13,7	89.	B
90.	770	Wallace Jonathan	D-München	Campana	3:35.13,8	3:35.13,8	90.	B
91.	230	Morrogh Daniel	IRL-Shankill	Cycleways, Ireland	3:35.18,1	3:35.18,1	91.	B

Official timing and results by DATASPORT, CH-Gerlafingen
www.datasport.com for results, online registration, informations and news



Bad Kleinkirchheim - Bad Kleinkirchheim

date: 17.06.15
time: 18:29:02
page: 4

(61) Men

rank	bib	name	location	Team	Time	Cup	block	2nd stage
92.	265	Tannert Frank	D-Bautzen	RSV - Bautzen / Hoblik - Racing	3:36.37,5	3:36.37,5	92.	B
93.	392	Candinas Gabriel	Sedrun	Giant Disentis Racing Team	3:36.52,7	3:36.52,7	93.	B
94.	337	Bendtsen Brian	DK-Odense N	Team Gummiben	3:37.05,4	3:37.05,4	94.	B
95.	222	Hetzl Manuel	A-Kufstein	Bikestars Kufstein	3:38.07,2	3:38.07,2	95.	B
96.	205	Iemants Bram	B-Uitkerke		3:39.26,7	3:39.26,7	96.	B
97.	289	Hortmann Mathias	D-Oer-Erkenschwick	The Biking Dead	3:39.28,9	3:39.28,9	97.	B
98.	331	Rietze Thorsten	D-Zierenberg	MTB-Verein Zierenberg	3:39.44,7	3:39.44,7	98.	B
99.	458	Helvensteijn Werner	NL-Rotterdam	Team ProQR	3:39.53,1	3:39.53,1	99.	B
100.	339	Mikkelsen Dennis Hjulmand	DK-Hammel	Team Gummiben	3:39.55,0	3:39.55,0	100.	B
101.	142	Pastrnek Pavel	CZ-Velky Tynec	DEAF MTB CZE & SVK	3:40.19,3	3:40.19,3	101.	B
102.	303	Schmidt Andreas	D-Haiger	#TEAMadidas	3:40.58,1	3:40.58,1	102.	B
103.	308	Dekker Tijs	NL-Oosthuizen	Arie de Klimgeit	3:41.05,9	3:41.05,9	103.	B
104.	209	Van Alten Bastin	NL-Vlierden		3:41.06,1	3:41.06,1	104.	B
105.	155	Skovhuus Jeppe	DK-Silkeborg	MTBK-Silkeborg Team-2	3:41.10,4	3:41.10,4	105.	B
106.	32	Hussner Dennis	D-Moosthenning	toMotion Racing by black Tusk	3:41.19,7	3:41.19,7	106.	B
107.	280	Van Gerner Roelof	NL-Gasselternijveen	Team Egbert Egberts	3:41.40,0	3:41.40,0	107.	B
108.	215	Lysk Matthias	D-München	3SaM Racing by Landgasthof Bären	3:42.00,9	3:42.00,9	108.	B
109.	69	Loibl Stefan	D-München	BIKE-Magazin	3:42.09,5	3:42.09,5	109.	B
110.	475	Baker Michael	B-Herentals	Tjik Tjak Vollenbak	3:43.55,5	3:43.55,5	110.	B
111.	116	Verboven Bert	B-Westerlo	4Bikes mtb team	3:44.17,2	3:44.17,2	111.	B
112.	193	Umbreit Marco	D-Aachen		3:44.38,2	3:44.38,2	112.	B
113.	414	Wurzer Gilbert	A-Meiselding	MTB BSK Kelag / Team Kramer	3:44.43,9	3:44.43,9	113.	B
114.	698	Horvath Zsolt	A-Wien		3:46.48,6	3:46.48,6	114.	B
115.	716	Penaso Mario	A-Preitenegg		3:47.06,3	3:47.06,3	115.	B
116.	727	Schroeder Jerry	L-Berbourg		3:47.21,7	3:47.21,7	116.	B
117.	94	Schönhofen Jens	D-Mainz	toMotion Racing by black Tusk	3:49.03,8	3:49.03,8	117.	B
118.	411	Skerjanc Marko	SLO-Ljubljana	Maki	3:49.07,5	3:49.07,5	118.	B
119.	454	Heubner Michael	D-Wolken	Team Kenda	3:50.15,3	3:50.15,3	119.	B
120.	141	Grossegger Michael	A-Villach	Carinthian Bike Bros	3:50.36,9	3:50.36,9	120.	B
121.	310	Schilder Arjan	NL-Ursem	Arie de Klimgeit	3:53.45,1	3:53.45,1	121.	B
122.	274	Bruin Joffrey	NL-Heiloo	Team BikeAction Alkmaar	3:55.00,8	3:55.00,8	122.	B
123.	352	Vennix Mark	NL-Oirschot		3:55.28,1	3:55.28,1	123.	B
124.	276	Fischer Matthias	D-Bechhofen	Team Bonsai Bikes	3:55.29,1	3:55.29,1	124.	B
125.	707	Lesser Erik	D-Oberhof		3:56.10,0	3:56.10,0	125.	B
126.	144	Kocourek Frantisek	CZ-Prostejov	DEAF MTB CZE & SVK	3:56.12,3	3:56.12,3	126.	B
127.	178	Scholz Wolfgang	A-Villach	Qloom Sports AG	3:56.17,5	3:56.17,5	127.	B
128.	177	Klatzer Andreas	A-Klagenfurt	Qloom Sports AG	3:56.22,1	3:56.22,1	128.	B
129.	176	Tammegger Christian	A-Klagenfurt	Qloom Sports AG	3:56.22,4	3:56.22,4	129.	B
130.	477	Dams Steven	B-Tremelo	Van zwam	3:56.48,1	3:56.48,1	130.	B
131.	679	De Jong Barry	NL-West-Graafthijk		3:56.58,2	3:56.58,2	131.	B
132.	257	Hupf David	A-Walchsee	Race Team Inntal Bike Oberaudorf	3:57.19,7	3:57.19,7	132.	B
133.	152	Wedel Jacob	DK-Them	Mtbk-Silkeborg	3:58.05,7	3:58.05,7	133.	B
134.	394	Scherer Michael	D-München	Glocken Deluxe	3:59.12,7	3:59.12,7	134.	B
135.	102	Köfer Flo	A-Patergassen	Team Kärnten Challenge	3:59.31,6	3:59.31,6	135.	B
136.	157	Hoffmann Mads	DK-Silkeborg	MTBK-Silkeborg Team-2	4:00.14,8	4:00.14,8	136.	B
137.	343	Hüttl Mike	A-Innsbruck		4:00.25,4	4:00.25,4	137.	B
138.	92	Biederer Dennis	D-Landsberg am Lech	toMotion Racing by black tusk	4:01.14,7	4:01.14,7	138.	B
139.	670	Boven Johan	B-Schoten		4:01.24,7	4:01.24,7	139.	B
140.	145	Troubleyn Olivier	B-Overijse	Granfondoteam.be	4:01.36,9	4:01.36,9	140.	B
141.	33	Sambale Ronald	D-Seehausen	toMotion Racing by black Tusk	4:01.45,8	4:01.45,8	141.	B

Official timing and results by DATASPORT, CH-Gerlafingen
www.datasport.com for results, online registration, informations and news

Bad Kleinkirchheim - Bad Kleinkirchheim

(61) Men

rank	bib	name	location	Team	Time	Cup	block	2nd stage
142.	58	Wall Artur	D-Eschbach	CRAFT - ROCKY MOUNTAIN Team Friends	4:01.53,8	4:01.53,8	142.	B
143.	36	Te-Strote Rene	D-Glonn	toMotion Racing by black Tusk	4:02.55,3	4:02.55,3	143.	B
144.	453	Sorensen Frank	DK-Hammel	Team Gummiben	4:03.30,2	4:03.30,2	144.	B
145.	597	Markovic Slobodan	D-Babenhausen	sbh cc	4:03.32,4	4:03.32,4	145.	B
146.	747	Van Niekerk Peter	NL-Purmerend		4:03.37,5	4:03.37,5	146.	B
147.	739	Temmerman Stefan	B-Stekene		4:03.48,4	4:03.48,4	147.	B
148.	389	Sandner Thomas	D-München	G.I.T.	4:03.56,6	4:03.56,6	148.	B
149.	435	Beck Christian	D-Schwaig	Redheads Team / RC Schnaittachtal	4:04.14,0	4:04.14,0	149.	B
150.	634	Fischer David	I-Turin (TO)		4:04.16,6	4:04.16,6	150.	B
151.	396	Bosman Leslie	B-Stekene	Het Verzet	4:05.13,0	4:05.13,0	151.	B
152.	127	Orlcnik Jernej	SLO-Grize	Bicikel.com prek Alp	4:05.19,3	4:05.19,3	152.	B
153.	370	Lambertz Daniel	D-Erkelenz	Coffee & Chainrings	4:05.22,7	4:05.22,7	153.	B
154.	309	Konijn Ruben	NL-Volendam	Arie de Klimgeit	4:05.26,4	4:05.26,4	154.	B
155.	31	Becker Fabian	D-Wiesbaden	toMotion Racing by black Tusk	4:06.02,4	4:06.02,4	155.	B
156.	375	Timmer Sven	NL-Leiderdorp	De Spartaan	4:06.10,6	4:06.10,6	156.	B
157.	682	Dekker Lucien	NL-Heerhugowaard		4:06.12,7	4:06.12,7	157.	B
158.	246	Mc Caughley Daire	IRL-Louth	Irish Warriors	4:06.18,3	4:06.18,3	158.	B
159.	252	Schrameyer Kai	D-Ibbenbüren	Marathon Ibbenbüren	4:06.22,1	4:06.22,1	159.	B
160.	305	Bruin Erik	NL-Waarland	Arie de Klimgeit	4:06.22,2	4:06.22,2	160.	B
161.	437	Niederndorfer Andreas	A-Wels	Road Solution Racing Team	4:08.28,5	4:08.28,5	161.	B
162.	722	Sauder Jonathan	D-Teltow		4:10.46,4	4:10.46,4	162.	C
163.	450	Gorter Jörn	NL-Ursem	Team Arie de klimgeit	4:10.54,1	4:10.54,1	163.	C
164.	363	Bahrs Robert	D-Freital	BaRu	4:12.11,4	4:12.11,4	164.	C
165.	393	Rees Thomas	D-München	Glocken Deluxe	4:12.35,9	4:12.35,9	165.	C
166.	418	Jakobsen Rasmus Kronborg	DK-Kjellerup	MTBK-Silkeborg	4:12.55,4	4:12.55,4	166.	C
167.	428	Zemasch Mario	A-Feldkirchen in Kärnten	Racebiker	4:12.56,0	4:12.56,0	167.	C
168.	93	Fries Patrick	D-Weitefeld	toMotion Racing by black Tusk	4:13.05,2	4:13.05,2	168.	C
169.	132	Rödög Dániel	H-Budapest	Bikemag - Alpinbike Team Endura	4:13.08,4	4:13.08,4	169.	C
170.	521	Rosenberger Robert	A-Baden	Bike4EMC	4:13.30,8	4:13.30,8	170.	C
171.	390	Steinert Sebastian	D-Ingolstadt	G.I.T.	4:14.49,5	4:14.49,5	171.	C
172.	635	Gutsche Michael	A-Sankt Marein		4:14.50,0	4:14.50,0	172.	C
173.	746	Van Loon Maikel	NL-Oirschot		4:15.52,5	4:15.52,5	173.	C
174.	110	Clare Andrew	GB-London	London Dynamo	4:17.13,7	4:17.13,7	174.	C
175.	204	Verwerft Ivan	B-Herentals		4:17.37,4	4:17.37,4	175.	C
176.	566	Huppertz Pascal	D-Duisburg	Loco Cycles	4:18.27,6	4:18.27,6	176.	C
177.	169	Barounig Bernd	A-Graz	pewag racing team	4:18.45,0	4:18.45,0	177.	C
178.	539	Zwijns Roderick	NL-Den Haag	De Spartaan	4:19.04,2	4:19.04,2	178.	C
179.	267	Van der Eijk Pieter	NL-Swifterbant	ruigbikes/agogo benelux	4:20.12,8	4:20.12,8	179.	C
180.	138	Murray Darren	GB-Omagh	Caldwell Cycles	4:21.43,1	4:21.43,1	180.	C
180.	134	O'Neill Colum	GB-Omagh	caldwell cycles	4:21.43,1	4:21.43,1	180.	C
182.	135	Lyons Adam	GB-5NP	Caldwell Cycles	4:21.43,6	4:21.43,6	182.	C
183.	136	O'Hagan Ciaran	GB-5HQ	Caldwell Cycles	4:21.44,3	4:21.44,3	183.	C
184.	137	Caldwell Paul	GB-7EJ	Caldwell Cycles	4:21.45,4	4:21.45,4	184.	C
185.	307	De Wit Johan	NL-Alkmaar	Arie de klimgeit	4:21.58,8	4:21.58,8	185.	C
186.	37	Salzer Mathias	Widnau	toMotion Racing by black Tusk	4:24.19,9	4:24.19,9	186.	C
187.	325	Schulte-Wrede Stefan	D-München	Glöckchen	4:25.56,7	4:25.56,7	187.	C
188.	378	Van Vessem Ivo	NL-Amersfoort	DolSmiVes	4:26.26,9	4:26.26,9	188.	C
189.	567	Röhrdanz Ole	D-Ibbenbüren	Marathon Ibbenbüren	4:26.34,9	4:26.34,9	189.	C
190.	571	Zoer Jacco	NL-Westerbork	MTB Team Westerbork	4:27.41,2	4:27.41,2	190.	C
191.	738	Te Rijdt Bram	B-Nijlen		4:28.10,3	4:28.10,3	191.	C

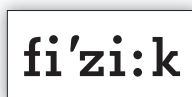
Bad Kleinkirchheim - Bad Kleinkirchheim

date: 17.06.15
time: 18:29:02
page: 6

(61) Men

rank	bib	name	location	Team	Time	Cup	block	2nd stage
192.	484	Braekman Mario	B-Zele	the MTB Company	4:29.24,2	4:29.24,2	192.	C
193.	338	Gertsen Mads Schouborg	DK-Hammel	Team Gummiben	4:30.11,5	4:30.11,5	193.	C
194.	652	Poppe René	D-Bernau	TEAM ICKE	4:30.37,6	4:30.37,6	194.	C
195.	147	Abs Kristof	B-Grez-Doiceau	Granfondoteam.be	4:30.46,3	4:30.46,3	195.	C
196.	715	Pap Ronald	NL-Nunspeet		4:30.52,3	4:30.52,3	196.	C
197.	347	Morrogh Ben	D-Karlsruhe		4:31.54,4	4:31.54,4	197.	C
198.	254	Schwab Markus	Belp	Melinas & Michèles Bike Team	4:33.40,9	4:33.40,9	198.	C
199.	648	Van Gorp Bart	B-Nijlen		4:34.33,4	4:34.33,4	199.	C
200.	283	Rosenkranz Daniel	D-Edertal	Team Lupe Kleinern	4:34.43,8	4:34.43,8	200.	C
201.	34	Spier Markus	D-Kissing	toMotion Racing by black Tusk	4:34.51,8	4:34.51,8	201.	C
202.	323	Schnepper Dennis	D-München	Glöckchen	4:36.48,9	4:36.48,9	202.	C
203.	447	Sattmann Andreas	D-Friedrichshafen	Tannenwald steel rides the forest	4:39.10,6	4:39.10,6	203.	C
204.	702	Kalkman David	NL-Purmerend		4:40.01,3	4:40.01,3	204.	C
205.	745	Van Kesteren Matthijs	NL-Leiderdorp		4:40.41,5	4:40.41,5	205.	C
206.	574	Pflüger Christian	D-Habichtswald	MTB-Verein Zierenberg	4:41.51,4	4:41.51,4	206.	C
207.	201	Gehbauer Robert	A-Villach-Drobollach	am Faaker S	4:42.57,2	4:42.57,2	207.	C
208.	609	Aasted Jacob	DK-Holbaek	Team Company-Cycling	4:43.06,2	4:43.06,2	208.	C
209.	741	Van Ark Gerwin	NL-'t Harde		4:44.53,0	4:44.53,0	209.	C
210.	353	May Christopher	A-Wien		4:45.17,1	4:45.17,1	210.	C
211.	565	Askolin Mikko	FI-Muurame	Kuntoriini MTB	4:45.52,1	4:45.52,1	211.	C
212.	314	Taeckens Niels	B-Ardoorie	Belgian Turbo Team	4:47.13,6	4:47.13,6	212.	C
213.	612	Mahlert Thomas	DK-Stenlose	Team KGB	4:48.32,4	4:48.32,4	213.	C
214.	198	Flachsbarth Sebastian	D-Langenhain		4:51.13,5	4:51.13,5	214.	C
215.	734	Spitteler George	NL-Hoorn		4:51.46,1	4:51.46,1	215.	C
216.	701	Kainz Herbert	A-St.Michael		4:51.49,9	4:51.49,9	216.	C
217.	452	Persijn Joffrey	NL-Dordrecht	Team Flachlanders Pro	4:51.56,0	4:51.56,0	217.	C
218.	508	Riegraf Marius	D-Steinheim	AERacing	4:53.38,7	4:53.38,7	218.	C
219.	236	Naômé Tom	B-Heusden-Zolder	Endless Riding	4:54.02,2	4:54.02,2	219.	C
220.	548	Ehrlichauf Daniel	D-Neuburg	G.I.T.	4:54.13,3	4:54.13,3	220.	C
221.	676	Carels Joachim	USA-Brooklyn		4:54.45,4	4:54.45,4	221.	C
222.	362	Wodtcke Andreas	D-Dreieich	BAR-TEAM	4:55.23,4	4:55.23,4	222.	C
223.	654	Hösel Carsten	D-Freital		4:55.42,6	4:55.42,6	223.	C
224.	694	Hofmann Holm	D-Essen		4:55.46,3	4:55.46,3	224.	C
225.	288	Fimpler Julian	D-Haltern am See	The Biking Dead	4:55.54,3	4:55.54,3	225.	C
226.	313	Logie Davy	B-Roeselare		4:56.42,1	4:56.42,1	226.	C
227.	756	Wunderlich Jan	D-Fischerhude		4:56.55,9	4:56.55,9	227.	C
228.	295	Joost Martin	D-Leinburg	TV Leinburg	4:56.56,6	4:56.56,6	228.	C
229.	268	Liebrecht Jeroen	NL-Bunnik	RWP Bilthoven	4:57.59,1	4:57.59,1	229.	C
230.	719	Rey Maxime	F-Montaimont		5:00.11,8	5:00.11,8	230.	D
231.	285	Bom Bart	NL-Rotterdam	Team ProQR	5:00.55,0	5:00.55,0	231.	D
232.	221	Sant Cristobal Vaquer Vincent	E-Manacor	Bikepointmallorca Al Mar Racing	5:00.59,5	5:00.59,5	232.	D
233.	688	Fischer Bernd	D-Edingen-Neckarhausen		5:02.11,2	5:02.11,2	233.	D
234.	330	Müller Thorsten	D-Zierenberg	MTB-Verein Zierenberg	5:02.28,6	5:02.28,6	234.	D
235.	523	Schmidt Richard	A-Perchtoldsdorf	Bike4EMC	5:02.45,4	5:02.45,4	235.	D
236.	465	Fritz Robert	A-Wien	Team Sportordination	5:03.06,1	5:03.06,1	236.	D
237.	368	Schabus Jochen	A-Grafenbach	bonanza 6	5:03.19,5	5:03.19,5	237.	D
238.	642	Sachs Elmar	D-Josgrund		5:05.02,4	5:05.02,4	238.	D
239.	140	Weinstich Martin	A-Villach-Landskron	Carinthian BIKE BROS	5:06.07,3	5:06.07,3	239.	D
240.	544	Horch Fabian	D-Niestetal	FAHO ZG Kassel	5:09.02,0	5:09.02,0	240.	D
241.	320	Ibanez Juanjo	D-München	Glöckchen	5:09.07,1	5:09.07,1	241.	D

Official timing and results by DATASPORT, CH-Gerlafingen
www.datasport.com for results, online registration, informations and news



Bad Kleinkirchheim - Bad Kleinkirchheim

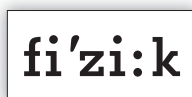
date: 17.06.15
time: 18:29:02
page: 7

(61) Men

rank	bib	name	location	Team	Time	Cup	block	2nd stage
242.	700	Verwerft Johan	B-Bevel		5:09.12,4	5:09.12,4	242.	D
243.	704	Karaman Philipp Nidal	A-Wien		5:09.15,1	5:09.15,1	243.	D
244.	562	Peltola Arto	FI-Hämeenlinna	Kuntorihi MTB	5:16.30,7	5:16.30,7	244.	D
245.	545	Bures Michal	CZ-Praha	Fincentrum	5:16.58,2	5:16.58,2	245.	D
246.	182	Perdok Christian	D-Bad Vilbel	jammernet	5:17.16,3	5:17.16,3	246.	D
247.	312	Ameye Kevin	B-Roeselare	Belgian Turbo Team	5:17.27,6	5:17.27,6	247.	D
248.	725	Schmitz Tom	L-Esch Alzette		5:19.14,9	5:19.14,9	248.	D
249.	514	Ruwwe Christoph	D-Germering	BaRu	5:19.34,0	5:19.34,0	249.	D
250.	703	Kamphuis Guido	NL-AMSTERDAM		5:19.56,5	5:19.56,5	250.	D
251.	582	Siebers Jeremy	NL-Eindhoven	no country for old men	5:20.05,5	5:20.05,5	251.	D
252.	253	Grote Carsten	D-Ibbenbüren	Marathon Ibbenbüren	5:20.30,7	5:20.30,7	252.	D
253.	322	Miethaner Daniel	D-München	Glöckchen	5:25.19,6	5:25.19,6	253.	D
254.	731	Smit Harm	NL-Amersfoort		5:25.45,1	5:25.45,1	254.	D
255.	174	Töffelr Markus	A-Linz	pewag racing team	5:26.24,5	5:26.24,5	255.	D
256.	319	Stroomer Bob	NL-Haarlem	Bike Action Alkmaar	5:27.01,1	5:27.01,1	256.	D
257.	671	Bowier Sebastiaan	NL-Den Haag		5:27.47,0	5:27.47,0	257.	D
258.	755	Wiersma Eelco	NL-Den Haag		5:27.47,2	5:27.47,2	258.	D
259.	441	Mallon Martin	IRL-Newry	South Armagh warriors	5:27.49,8	5:27.49,8	259.	D
260.	730	Sikic Patrick	A-Gunskirchen		5:28.46,9	5:28.46,9	260.	D
261.	238	Lujambio Ander	D-Köln	Euskal Herria	5:32.33,2	5:32.33,2	261.	D
262.	315	Moerman Kenny	B-Roeselare	Belgium Turbo Team	5:35.06,3	5:35.06,3	262.	D
263.	630	Van Wijk Bart	NL-Maastricht		5:37.59,7	5:37.59,7	263.	D
264.	220	Brempele Alexander	E-Portocristo	Bikepointmallorca Al Mar Racing	5:38.44,6	5:38.44,6	264.	D
265.	693	Hochfeld Brett	GB-London		5:39.41,0	5:39.41,0	265.	D
266.	568	Schmitz Daniel	D-Voerde	Marathon Ibbenbüren	5:40.38,7	5:40.38,7	266.	D
267.	659	Kisser Jakob	A-Wien		5:52.23,7	5:52.23,7	267.	D
268.	311	Neirinck Sam	B-Izegem	Belgian Turbo Team	5:53.32,3	5:53.32,3	268.	D
269.	57	Hess Thorsten	D-Gaildorf	CRAFT and Friends	5:54.52,9	5:54.52,9	269.	D
270.	708	Lube Thomas	D-Berlin	TEAM ICKE	6:00.09,6	6:00.09,6	270.	D
271.	753	Warschke Marc	D-Straßdorf		6:05.58,0	6:05.58,0	271.	D
272.	531	Guggemos Tobias	D-Aachen	Brand Riders	6:20.17,7	6:20.17,7	272.	D
273.	446	Fleischmann Sven	D-Roßtal	Svanja	6:24.39,2	6:24.39,2	273.	D
274.	633	Caraher Robert	IRL-Dundalk		6:25.45,7	6:25.45,7	274.	D
275.	639	Mc Carthy Liam	IRL-Dundalk		6:25.48,4	6:25.48,4	275.	D
276.	661	Kraft Daniel	D-Bernau	TEAM ICKE	6:43.05,4	6:43.05,4	276.	D
277.	361	Scherf Marcel	D-Köln	BAR-TEAM	6:51.12,0	6:51.12,0	277.	D
278.	757	Zamfirache Adrian	R-Bucharest		6:52.06,6	6:52.06,6	278.	D
279.	695	Hollaus Lukas	D-Nürnberg		7:07.59,5	7:07.59,5	279.	D
280.	277	Alcock Ian	IRL-kildare	Team Cogs	9:00.00,0	9:00.00,0	280.	D
280.	158	Nielsen Lasse Jung	DK-Silkeborg	MTBK-Silkeborg Team-2	9:00.00,0	9:00.00,0	280.	D
280.	11	Swanepoel Ben Melt	RSA-Heidelberg	Squirtube	9:00.00,0	9:00.00,0	280.	D
280.	647	Unger Ralf	D-Röthenbach		9:00.00,0	9:00.00,0	280.	D

total ranked: 283

Official timing and results by DATASPORT, CH-Gerlafingen
www.datasport.com for results, online registration, informations and news



Bad Kleinkirchheim - Bad Kleinkirchheim

date: 17.06.15
time: 18:29:02
page: 8

(62) Masters

rank	bib	name	location	Team	Time	Cup	block	2nd stage
1.	96	Warter Anton	A-Mitterberg	Rad.sport.szene Ausseerland	2:50.55,8	2:50.55,8	1.	A1
2.	18	Bölts Udo	D-Heltersberg	CRAFT - ROCKY MOUNTAIN Team	2:52.25,6	2:52.25,6	2.	A1
3.	299	Zorn Siegfried	A-Mieders	Tem Serles	2:53.19,3	2:53.19,3	3.	A1
4.	6	Gerber Hansjürg	Thun	bikeholiday.ch / acefactory	2:53.33,9	2:53.33,9	4.	A1
5.	9	Wieltschnig Silvio	A-St. Stefan/Gail	fitstore24 SC-Hermagor	2:53.37,2	2:53.37,2	5.	A1
6.	97	Bresser Carsten	D-Rhodt	Craft - Rocky Mountain	2:57.17,6	2:57.17,6	6.	A2
7.	8	Biersack Markus	D-Regensburg	Veloclub Ratisbona Regensburg	3:04.50,7	3:04.50,7	7.	A2
8.	89	Guglberger Günter	A-Telfes im Stubai	Team Serles	3:06.42,9	3:06.42,9	8.	A2
9.	213	Manz Gerd	D-Oberreichenbach	#TEAMadidas	3:09.00,4	3:09.00,4	9.	A2
10.	85	Urbancic Milan	SLO-Bled	Team Kärnten Challenge	3:11.34,5	3:11.34,5	10.	A2
11.	401	Lindner Andreas	A-Villach	Kärnten Sport	3:13.17,9	3:13.17,9	11.	A2
12.	271	Heytens Wouter	B-Herk-de-Stad	Sportive Bike Team	3:14.24,6	3:14.24,6	12.	A2
13.	225	Mara Bernd	A-Maria Lankowitz	Crazy Cross Biker	3:15.44,2	3:15.44,2	13.	A2
14.	432	Körrer Johannes	A-Markt Piesting	RC Elektrotechnik Körrer	3:15.54,0	3:15.54,0	14.	A2
15.	161	Götze Danny	D-Veckenstedt	NRT Protective	3:16.36,1	3:16.36,1	15.	A2
16.	425	Lang Michel	D-Happurg	Polsterei Intech Bike Team	3:18.03,4	3:18.03,4	16.	A2
17.	35	Ehrmann Oswald	D-Fahrenzhausen	toMotion Racing by black tusk	3:18.20,0	3:18.20,0	17.	A2
18.	73	Steiert Martin	Matzingen	bikewerkstatt.ch	3:19.18,8	3:19.18,8	18.	A2
19.	489	Wechselberger Georg	A-Mieders	Team Serles	3:20.14,4	3:20.14,4	19.	A2
20.	298	Standaert Sven	B-Overmere	VCKVW	3:24.02,7	3:24.02,7	20.	A2
21.	364	Trattler Franz	D-Waging am See	Bike Sport Mayer Waging	3:24.43,7	3:24.43,7	21.	B
22.	80	Kiefer Haimo	D-Frankfurt	jammernet	3:26.28,6	3:26.28,6	22.	B
23.	263	Hohmann Marco	D-Hünfeld	RSC Bimbach	3:28.24,4	3:28.24,4	23.	B
24.	84	Hönigsberger Martin	A-Markt Piesting	RC Elektrotechnik Körrer	3:29.20,0	3:29.20,0	24.	B
25.	366	Störi Roland	Flawil	BIKECENTER FLAWIL	3:30.55,4	3:30.55,4	25.	B
26.	462	Petersen Tommy	DK-Kastrup	Team Ride4fun	3:30.56,2	3:30.56,2	26.	B
27.	673	Brandstätter Markus	A-Villach		3:31.12,0	3:31.12,0	27.	B
28.	200	Kocher Hannes	A-Mariapfarr		3:31.35,3	3:31.35,3	28.	B
29.	239	Herbrich Axel	D-Kassel	FAHO ZG Kassel	3:31.39,9	3:31.39,9	29.	B
30.	242	Iversen Ole	DK-Holbæk	Holbæk Cykelsport	3:32.05,0	3:32.05,0	30.	B
31.	47	Wouters Peter	NL-Esbeek	Peerkes Bike Team	3:32.26,8	3:32.26,8	31.	B
32.	273	Gustafsson Orjan	S-Tärnaby	Tärnaby	3:32.57,4	3:32.57,4	32.	B
33.	151	Poulsen Claus	DK-Silkeborg	MTBK-Silkeborg	3:33.00,8	3:33.00,8	33.	B
34.	206	Eckel Markus	D-Bürstadt		3:34.17,6	3:34.17,6	34.	B
35.	39	Mang Heli	A-Scheffau a.Tennengebirge	toMotion Racing by black tusk	3:34.22,4	3:34.22,4	35.	B
36.	173	Quinesser Markus	A-Ferlach	pewag racing team	3:35.23,2	3:35.23,2	36.	B
37.	712	Neuhauser Ernst	A-Pettenbach		3:36.16,8	3:36.16,8	37.	B
38.	118	Brakenhielm Carl	Hochfelden	B2RS - BBT	3:37.10,2	3:37.10,2	38.	B
39.	72	Werf Marcus	D-Althütte	Bike-Werf.de	3:37.45,7	3:37.45,7	39.	B
40.	179	Smit Arjan	NL-Woerden	Smit Cycling Team	3:39.32,3	3:39.32,3	40.	B
41.	467	Rudolph Frank	D-Zwönitz	Team Stein-Bikes/RSV Erzgebirge	3:39.49,5	3:39.49,5	41.	B
42.	91	Kavan Marek	CZ-Studeneves	TOI TOI Cykloklub Slany	3:41.48,2	3:41.48,2	42.	B
43.	720	Robert Michel	NL-Alkmaar		3:43.03,3	3:43.03,3	43.	B
44.	48	Mourik Ron	NL-Geertruidenberg	Peerkes Bike Team	3:43.08,6	3:43.08,6	44.	B
45.	507	Kuzmin Koka	SLO-Grize	90+	3:43.39,7	3:43.39,7	45.	B
46.	485	Ertl Werner	A-Hainersdorf	Tsv-Bike-Total Hartberg	3:43.55,9	3:43.55,9	46.	B
47.	149	Moschof Johannes	D-Frankfurt	jammernet	3:44.00,2	3:44.00,2	47.	B
48.	162	Treur Reinier	NL-Ugchelen	Peerkes Bike Team	3:44.03,2	3:44.03,2	48.	B
49.	192	Nikolaus Marius	D-Kirkel		3:44.17,5	3:44.17,5	49.	B
50.	125	Koch Patrick	NL-Tholen	Backdraft MTB Team	3:44.20,4	3:44.20,4	50.	B

Official timing and results by DATASPORT, CH-Gerlafingen
www.datasport.com for results, online registration, informations and news

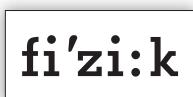
Bad Kleinkirchheim - Bad Kleinkirchheim

date: 17.06.15
time: 18:29:02
page: 9

(62) Masters

rank	bib	name	location	Team	Time	Cup	block	2nd stage
51.	120	Zauta Dirk	Hochfelden	B2RS - BBT	3:45.04,8	3:45.04,8	51.	B
52.	154	Larsen Anders Moller	DK-Silkeborg	MTBK-Silkeborg - Team 3	3:45.20,4	3:45.20,4	52.	B
53.	256	Bosler Hansjörg	D-Hohenschäftlarn	MYF-FeineFahrräderTeamMünchen	3:46.45,8	3:46.45,8	53.	B
54.	300	Schweinberger Michael	A-Neukirchen am Großvenediger	Schweini#s, skitourenwinter.at	3:48.32,1	3:48.32,1	54.	B
55.	433	Körner Martin	A-Markt Piesting	RC Elektrotechnik Körner	3:48.48,8	3:48.48,8	55.	B
56.	360	Van der Bruggen Dominique	B-Herzele	Alu-Team	3:48.56,4	3:48.56,4	56.	B
57.	208	Schouten Richard	NL-Den Haag		3:48.56,6	3:48.56,6	57.	B
58.	398	Kuhnert Thomas	D-Dresden	Hoblik - Racing	3:49.26,7	3:49.26,7	58.	B
59.	60	Haanraadts Gerlof	NL-Apeldoorn		3:50.46,0	3:50.46,0	59.	B
60.	350	Schwarz Thomas	Bichwil		3:50.54,5	3:50.54,5	60.	B
61.	482	Gebhard Uwe	D-Kösching	Zweirad Sitzmann	3:51.53,9	3:51.53,9	61.	B
62.	367	Untersee Roman	Flawil	Bikecenter Flawil	3:52.01,4	3:52.01,4	62.	B
63.	171	Maier Gerhard	A-Ferlach	pewag racing team	3:52.51,5	3:52.51,5	63.	B
64.	195	Keller Mario	Elgg		3:53.05,7	3:53.05,7	64.	B
65.	122	Coppelmans Hans	NL-EINDHOVEN	Backdraft MTB Team	3:53.24,4	3:53.24,4	65.	B
66.	558	Kowatsch Manfred	A-Seeboden	Kodu	3:53.31,0	3:53.31,0	66.	B
67.	45	De Jong Guido	NL-Apeldoorn	Peerkes Bike Team	3:53.39,5	3:53.39,5	67.	B
68.	511	Christoffersen Per	DK-Kastrup	Amar boy and Amar boy	3:54.45,1	3:54.45,1	68.	B
69.	167	De Vries Lex	NL-Twello	Peerkes Bike Team	3:54.51,7	3:54.51,7	69.	B
70.	576	Franke Daniel	D-München	MYF-FeineFahrräderTeamMünchen	3:54.54,6	3:54.54,6	70.	B
71.	302	Junk Thomas	D-Aurachtal	#TEAMadidas	3:54.55,8	3:54.55,8	71.	B
72.	742	van den Wollenberg Nico	NL-Hilversum		3:55.04,6	3:55.04,6	72.	B
73.	563	Ahmaniemi Samppa	FI-Muurame	Kuntorihii MTB	3:55.28,0	3:55.28,0	73.	B
74.	751	Vettiger Roland	Schwarzenbach SG	BIKECENTER FLAWIL	3:56.22,3	3:56.22,3	74.	B
75.	341	Pater Erik	NL-Heerhugowaard		3:56.25,1	3:56.25,1	75.	B
76.	431	Hohengasser Thomas	A-Seeboden	Radsport SAMPL Racing KTM	3:56.38,9	3:56.38,9	76.	B
77.	416	Dommerbye Morten	DK-Randers	MTB Randers	3:57.45,0	3:57.45,0	77.	B
78.	551	Jochmann Marco	D-Ingolstadt	Glocken Pro	3:58.28,5	3:58.28,5	78.	B
79.	587	Hartinger Horst	A-Ebbs	Race Team Inntal Bike	3:58.54,1	3:58.54,1	79.	B
80.	197	Buitenhek Rene	NL-Den Haag		3:59.23,0	3:59.23,0	80.	B
81.	196	Weickel Tino	D-Bensheim		4:00.23,8	4:00.23,8	81.	B
82.	146	Vandroogenbroeck Bart	B-Merchtem	Granfondoteam.be	4:01.04,9	4:01.04,9	82.	B
83.	266	Ruis Erik	NL-Dronten	Ruig Bikes / Agogo Benelux	4:02.44,5	4:02.44,5	83.	B
84.	589	Scholz Martin	A-Stans	Radteam Tirol	4:02.55,3	4:02.55,3	84.	B
85.	569	Rübensaal Klaus	D-Lichtenfels	Mr.Bike Lichtenfels	4:03.42,7	4:03.42,7	85.	B
86.	732	Snoeck Davy	B-Kieldrecht		4:03.53,3	4:03.53,3	86.	B
87.	369	Majcen Urban	SLO-Celje	CELJE-SLO	4:05.04,3	4:05.04,3	87.	B
88.	768	Schulte-Holtey Georg	D-München		4:05.48,3	4:05.48,3	88.	B
89.	358	Mayer Mario	A-Linz	50 Prozent	4:06.36,7	4:06.36,7	89.	B
90.	505	Weissengruber Michael	A-Innertreffling	50 Prozent	4:07.03,0	4:07.03,0	90.	B
91.	38	Goffin Michael	D-Haar	toMotion Racing by black Tusk	4:07.29,1	4:07.29,1	91.	B
92.	345	Köhler Andreas	D-Laudenbach		4:07.37,5	4:07.37,5	92.	B
93.	463	Balslev Niels	DK-Hornslet	Team Scaffco	4:07.53,9	4:07.53,9	93.	B
94.	527	Vater Dirk	A-Grinzens	Bike-Point-Innsbruck	4:07.57,4	4:07.57,4	94.	B
95.	736	Stevens Lucas	NL-Heiloo		4:08.12,6	4:08.12,6	95.	B
96.	148	Laslop Horst	D-Wallerstädten	jammernet	4:08.26,7	4:08.26,7	96.	B
97.	49	Mcavoy Seamus	IRL-Newry	Peerkes Bike Team	4:08.36,0	4:08.36,0	97.	B
98.	50	Sman Axel	NL-Drunen	Peerkes Bike Team	4:08.39,7	4:08.39,7	98.	C
99.	355	Rückner Felix	D-Langenhagen		4:08.50,1	4:08.50,1	99.	C
100.	402	Perin Gernot	A-Villach	Kärnten Sport	4:08.54,8	4:08.54,8	100.	C

Official timing and results by DATASPORT, CH-Gerlafingen
www.datasport.com for results, online registration, informations and news



Bad Kleinkirchheim - Bad Kleinkirchheim

(62) Masters

rank	bib	name	location	Team	Time	Cup	block	2nd stage
101.	438	Bächle Augustin	D-Hausach	RSV Fischerbach Ritzelrockner	4:09.13,0	4:09.13,0	101.	C
102.	203	De Vylder Luc	B-Kemzeke		4:09.25,8	4:09.25,8	102.	C
103.	483	Kleeberg Jan	D-Pinnewitz	Zweirad Weser	4:11.04,2	4:11.04,2	103.	C
104.	638	Lueckhof Jens	D-Bensheim		4:12.02,9	4:12.02,9	104.	C
105.	382	Kickert Frank	D-Bielefeld	DT Swiss Deutschland	4:12.05,0	4:12.05,0	105.	C
106.	473	Denolf Siegfried	B-Haacht	The blue team	4:12.43,1	4:12.43,1	106.	C
107.	474	Soetemans Gert	B-Haacht	The blue team	4:13.04,9	4:13.04,9	107.	C
108.	517	Jäger Roman	A-Schwechat	Bike4EMC	4:13.29,9	4:13.29,9	108.	C
109.	121	Heijnen Maurice	NL-Oirschot	Backdraft MTB Team	4:14.07,7	4:14.07,7	109.	C
110.	559	Verraes Tom	B-Heestert	Kriercrossers	4:14.20,2	4:14.20,2	110.	C
111.	510	Yderholm Larsen Peter	DK-Copenhagen	Amar boy and Amar boy	4:14.32,7	4:14.32,7	111.	C
112.	585	Brünger Andreas	D-Brilon	Nutrixion	4:15.14,8	4:15.14,8	112.	C
113.	705	Lambrichts Kurt	B-Tongeren		4:15.21,4	4:15.21,4	113.	C
114.	391	Dürr Holger	D-Ostelsheim	Garten Eden Racing Team	4:15.41,0	4:15.41,0	114.	C
115.	332	Schaub Eckhard	D-Habichtswald	MTB-Verein Zierenberg	4:15.56,3	4:15.56,3	115.	C
116.	613	Sabro Peter	DK-Greve	Team KGB	4:17.09,5	4:17.09,5	116.	C
117.	552	Branescu Mike	D-München	Glocken Pro	4:17.26,3	4:17.26,3	117.	C
118.	348	Crombez Christophe	B-Genvai		4:18.17,9	4:18.17,9	118.	C
119.	214	Thiel Heiko	D-Hollfeld	29er-Racing Team	4:18.46,1	4:18.46,1	119.	C
120.	328	Keogh Brian	IRL-Co Wicklow	moxie racers	4:20.06,7	4:20.06,7	120.	C
121.	625	Christianen Edwin	NL-Zundert	Tijn@Eddy	4:20.14,3	4:20.14,3	121.	C
122.	675	Burke Ian	IRL-Kildare		4:20.38,7	4:20.38,7	122.	C
123.	464	Bekhoej Mads	DK-Egå	Team Scaffco	4:20.41,9	4:20.41,9	123.	C
124.	422	Seljak Saso	SLO-Dob	PipeLife	4:21.04,3	4:21.04,3	124.	C
125.	691	Hartog Sander	NL-Alkmaar		4:21.17,2	4:21.17,2	125.	C
126.	451	Sander Andreas	D-Augsburg	Team Bergziege / VC-Lechhausen	4:21.31,2	4:21.31,2	126.	C
127.	334	Bleibaum Thomas	D-Aerzen	Spartakus Weserbergland	4:21.49,1	4:21.49,1	127.	C
128.	324	Scholz Volker	D-München	Glöckchen	4:22.54,9	4:22.54,9	128.	C
129.	644	Schuster Thomas	D-Bretten		4:22.59,7	4:22.59,7	129.	C
130.	409	Hoffmann Jürgen	D-Hechingen	Killertal Rider	4:23.08,8	4:23.08,8	130.	C
131.	217	Stumpf Julian-Tobias	D-Salzgitter Bad	BadBikers MTB-Sport e.V.	4:23.25,5	4:23.25,5	131.	C
132.	724	Schmid Patrick	A-Feldkirchen in Kärnten		4:23.28,5	4:23.28,5	132.	C
133.	415	Brandt Rene	DK-Fårup	MTB Randers	4:24.03,4	4:24.03,4	133.	C
134.	245	Mcconville Anthony	GB-Lurgan	Irish warriors	4:24.29,3	4:24.29,3	134.	C
135.	427	Groh Toralf	Uitikon Waldegg	Quo Vadis	4:26.35,6	4:26.35,6	135.	C
136.	735	Stevens Emiel	NL-Westbeemster		4:27.27,7	4:27.27,7	136.	C
137.	710	Milich Ralf	D-Herrenberg	TSK Schill GmbH	4:27.32,1	4:27.32,1	137.	C
138.	669	Birnbaum Oliver	D-Moers		4:27.38,0	4:27.38,0	138.	C
139.	651	De Vos Stijn	NL-Geldermalsen		4:28.49,1	4:28.49,1	139.	C
140.	623	Gijssens Tom	B-Zele	the Mtb Company	4:29.21,5	4:29.21,5	140.	C
141.	284	Siemes Thomas	D-Ostbevern	Team PIRATE	4:30.44,5	4:30.44,5	141.	C
142.	632	Büdenhölzer Björn	D-Oldenburg		4:31.10,9	4:31.10,9	142.	C
143.	631	Aben Michael	D-Frankfurt am Main		4:31.53,7	4:31.53,7	143.	C
144.	194	Drach Günter	A-Neuhofen an der Krems		4:32.49,3	4:32.49,3	144.	C
145.	737	Taymans Jean-Pierre	B-Geel		4:32.56,2	4:32.56,2	145.	C
146.	342	Wilson Michael	IRL-Dundalk		4:33.29,1	4:33.29,1	146.	C
147.	641	Nießl Hubert	D-Ihrlerstein		4:33.32,1	4:33.32,1	147.	C
148.	426	Gebel Robert	Uitikon Waldegg	Quo Vadis	4:33.36,1	4:33.36,1	148.	C
149.	743	Van der Cruyssen Mario	B-Lovendegem		4:35.01,9	4:35.01,9	149.	C
150.	628	Woudsma Roelof	NL-Kuinre		4:35.13,3	4:35.13,3	150.	C

Bad Kleinkirchheim - Bad Kleinkirchheim

date: 17.06.15
time: 18:29:03
page: 11

(62) Masters

rank	bib	name	location	Team	Time	Cup	block	2nd stage
151.	130	van de Weteringe Buijs Frank	NL-Sint Pancras	Bike Action Alkmaar	4:35.18,7	4:35.18,7	151.	C
152.	269	Garvey Shane	IRL-Dundalk	shane garvey	4:35.33,5	4:35.33,5	152.	C
153.	557	Wikkerink Jan	NL-Winterswijk-Miste	jan wikkerink	4:36.55,9	4:36.55,9	153.	C
154.	744	Van Kesteren Gerben	NL-Voorschoten		4:37.12,0	4:37.12,0	154.	C
155.	655	Van Zandvoort Sjon	NL-Geffen		4:38.53,9	4:38.53,9	155.	C
156.	656	Van Wanrooij Joris	NL-Geffen		4:39.04,2	4:39.04,2	156.	C
157.	611	Bjerring Paw	DK-Rodovre	Team KGB	4:39.09,6	4:39.09,6	157.	C
158.	335	Fanslau Tobias	D-Hameln	Spartakus Weserbergland	4:39.12,9	4:39.12,9	158.	C
159.	615	Visser Rob	NL-Bergschenhoek	Team Maloja	4:39.22,0	4:39.22,0	159.	C
160.	726	Schritt Wieser Bernhard	A-Bodensdorf, Ossiacher See		4:39.54,2	4:39.54,2	160.	C
161.	399	Hovdenak Frode	N-Hvalstad	Hvalstad SK	4:40.00,2	4:40.00,2	161.	C
162.	660	Baudet Frank	NL-Driebergen		4:40.21,1	4:40.21,1	162.	C
163.	228	Ströbel Steve	D-Mülheim	CS-Pure Racing Team	4:40.37,8	4:40.37,8	163.	C
164.	537	Fellner Mario	Oberglatt ZH	Chiemgau Biking	4:40.55,0	4:40.55,0	164.	C
165.	185	Bischof Frank	D-Belm		4:41.20,8	4:41.20,8	165.	C
166.	729	Serneels Roald	B-Brasschaat		4:42.02,2	4:42.02,2	166.	C
167.	397	Raes Dave	B-Stekene	het verzet	4:43.17,2	4:43.17,2	167.	C
168.	752	Wagner Martin	A-Wien		4:43.22,6	4:43.22,6	168.	C
169.	103	Stabl Roland	A-Velden am Wörther See	Team Kärnten Challenge	4:43.31,5	4:43.31,5	169.	C
170.	643	Schouten Patrick	NL-Alkmaar		4:44.52,3	4:44.52,3	170.	C
171.	749	Vergauwen Ivan	B-Bornem		4:45.21,2	4:45.21,2	171.	C
172.	336	Köhler Tobias	D-Aerzen	Spartakus Weserbergland	4:46.30,4	4:46.30,4	172.	C
173.	384	Mueller Christian	Arisdorf	Engadinsnow	4:46.47,5	4:46.47,5	173.	C
174.	408	Schoepf Peter	D-Burladingen	Killertal Rider	4:48.49,9	4:48.49,9	174.	C
175.	506	Krivec Andrej	SLO-Celje	90+	4:49.04,0	4:49.04,0	175.	C
176.	721	Ruiter Arjan	NL-De Rijp		4:49.49,5	4:49.49,5	176.	C
177.	229	O'Hagan Martin	GB-Newry	Cuchulainn Cycling Club	4:50.10,7	4:50.10,7	177.	C
178.	561	Maja Marko	FI-Säynätsalo	Kuntorihi MTB	4:50.11,3	4:50.11,3	178.	C
179.	564	Puranen Jarkko	FI-Muurame	Kuntorihi MTB	4:50.12,3	4:50.12,3	179.	C
180.	440	Van Rheenen Gertjan	NL-Soesterberg	RWP Bilthoven	4:50.54,0	4:50.54,0	180.	C
181.	278	Tivnan Desmond	IRL-Blessington Co. Wicklow	Team Cogs	4:52.00,6	4:52.00,6	181.	C
182.	365	Dorroch Robert	D-Waging am See	Bike Sport Mayer Waging	4:53.32,5	4:53.32,5	182.	C
183.	522	Schmidt Harald	A-Perchtoldsdorf	Bike4EMC	4:53.56,8	4:53.56,8	183.	C
184.	681	De Vos Wessel	NL-Ijsselstein		4:56.03,6	4:56.03,6	184.	C
185.	624	Zandvliet Martijn	B-Hoogstraten	Tijn&Eddy	4:57.21,6	4:57.21,6	185.	C
186.	373	Trüschler Lutz	D-Warendorf	Dangerriders	4:57.32,0	4:57.32,0	186.	C
187.	108	Höchst Christian	D-Gröbenzell	CRAFT - ROCKY MOUNTAIN Team Friends	4:58.09,7	4:58.09,7	187.	C
188.	406	Höhle Bernd	D-Schauenburg	Kette rechts	5:00.23,1	5:00.23,1	188.	D
189.	610	Winslow Michael	DK-Ringsted	Team Company-Cycling	5:00.57,0	5:00.57,0	189.	D
190.	636	Hamilton Greg	USA-Billerica		5:01.00,0	5:01.00,0	190.	D
191.	388	Lee Robert	D-Weisendorf	FILTH AND FURY	5:02.13,2	5:02.13,2	191.	D
192.	112	Lella Michael	D-Blumberg	Craft and friends	5:02.28,3	5:02.28,3	192.	D
193.	227	Sherer Lior	ISR-Rosh-Haayin	CSC	5:02.51,8	5:02.51,8	193.	D
194.	219	Gastkemper Johan	NL-Purmerend	Bike Action	5:03.20,5	5:03.20,5	194.	D
195.	395	Brusis Heiko	D-Gelsenkirchen	Haldenbiker	5:04.26,5	5:04.26,5	195.	D
196.	472	Toft Christensen Claus	DK-Danmark	TeamAlpha	5:04.32,8	5:04.32,8	196.	D
197.	111	Hess Volker	D-Gaildorf	CRAFT and Friends	5:04.35,1	5:04.35,1	197.	D
198.	493	Schumacher Matthias	D-München		5:04.48,1	5:04.48,1	198.	D
199.	762	Gerlach Ralph	D-Ingeleben	Team Prowell Germany	5:05.28,3	5:05.28,3	199.	D
200.	591	Cabooter Alexander	NL-Den Haag	Regium Batavum Crusta	5:05.45,6	5:05.45,6	200.	D

Official timing and results by DATASPORT, CH-Gerlafingen
www.datasport.com for results, online registration, informations and news

Bad Kleinkirchheim - Bad Kleinkirchheim

date: 17.06.15
time: 18:29:03
page: 12

(62) Masters

rank	bib	name	location	Team	Time	Cup	block	2nd stage
201.	371	Christ Oliver	D-Heiligenhaus	CS Pure Racing Team	5:06.07,8	5:06.07,8	201.	D
202.	444	Baresel Andreas	D-Rosenheim	Stadtwerke Rosenheim Bike Team	5:06.22,3	5:06.22,3	202.	D
203.	550	Hell Martin	D-Dettingen	Gaudibiker	5:09.21,0	5:09.21,0	203.	D
204.	617	Schröcker Jochen	D-Stadtlauringen	Team Nonnensee	5:09.41,3	5:09.41,3	204.	D
205.	180	Van Arkel Denny	NL-IJsselstein	Smit Cycling Team	5:11.17,5	5:11.17,5	205.	D
206.	595	Valkenhoef Leon	NL-Soesterberg	RWP Bilthoven	5:11.33,6	5:11.33,6	206.	D
207.	383	Gallo Salvatore	Ziefen	Engadinsnow	5:13.20,9	5:13.20,9	207.	D
208.	509	Gauss Joachim	D-Burladingen	Albrad Killertal Rider	5:13.50,7	5:13.50,7	208.	D
209.	317	La Rooy Arjen	NL-Alkmaar	Bike Action Alkmaar	5:13.54,2	5:13.54,2	209.	D
210.	529	Raschle Marcel	Eggersriet	Biketeam Eggersriet	5:14.57,8	5:14.57,8	210.	D
211.	546	Srutek René	CZ-Horousanky	Fincentrum	5:15.49,2	5:15.49,2	211.	D
212.	542	Horstmann Ralf	D-Paderborn	DROP * FROM TEAM;	5:18.12,2	5:18.12,2	212.	D
213.	538	Müller Andreas	D-Gelnhausen	Cycle Point/Schlappe Waden	5:18.40,1	5:18.40,1	213.	D
214.	604	Kjeldbjerg Kim Breck	DK-Frederikssund	Snakecity Devils	5:20.01,3	5:20.01,3	214.	D
215.	622	Geerinck Frank	B-Zele	the MTB Company	5:20.48,6	5:20.48,6	215.	D
216.	515	Hulsbergen Jan	NL-VUGHT	Bike Heart	5:22.01,8	5:22.01,8	216.	D
217.	423	Wurzinger Wolfgang	A-Biedermannsdorf	PlusMinus	5:22.58,7	5:22.58,7	217.	D
218.	683	Dolman Bert	NL-Utrecht		5:23.12,4	5:23.12,4	218.	D
219.	667	De Bruijne Ard	NL-Houten		5:25.45,5	5:25.45,5	219.	D
220.	668	Den Ouden Marcel	NL-Houten		5:26.19,6	5:26.19,6	220.	D
221.	318	Schoemaker Richard	NL-Alkmaar	Bike Action Alkmaar	5:27.46,4	5:27.46,4	221.	D
222.	439	Lang Andreas	D-Idstein	RSV Idstein	5:28.45,5	5:28.45,5	222.	D
223.	657	Wenzel Tobias	D-Großrückerswalde		5:30.41,4	5:30.41,4	223.	D
224.	471	Nielsen Ole T.	DK-Otterup	TeAmalpha	5:31.27,7	5:31.27,7	224.	D
225.	714	Österreicher Ronald	A-Wien		5:32.00,4	5:32.00,4	225.	D
226.	476	Partetzke Matthias	D-Bad Iburg	TV Bad Iburg	5:32.20,5	5:32.20,5	226.	D
227.	706	Lengers Ed	NL-Alkmaar		5:35.19,2	5:35.19,2	227.	D
228.	674	Brouwer Sander	NL-Oudorp		5:35.19,8	5:35.19,8	228.	D
229.	377	Palm Soren	DK-Kastrup	Team Ingolf	5:40.19,0	5:40.19,0	229.	D
230.	680	De Vos Koen	B-Gent		5:40.46,2	5:40.46,2	230.	D
231.	764	Dragoun Oliver	A-Wien	team HILLINGER	5:43.01,6	5:43.01,6	231.	D
232.	769	Steinbrugger Andreas	A-Purkersdorf	team HILLINGER	5:43.02,4	5:43.02,4	232.	D
233.	457	Rickus Frank	D-Beltheim	Team Kurz Kurz	5:43.03,4	5:43.03,4	233.	D
234.	456	Petry Uwe	D-Alterkülz	Team Kurz Kurz	5:43.04,6	5:43.04,6	234.	D
235.	372	Hofmann Matthias	D-Schwerte	Dangerriders	5:43.20,9	5:43.20,9	235.	D
236.	376	Klauser Martin	A-St. Pölten	decopoint	5:43.23,9	5:43.23,9	236.	D
237.	540	Pfenning Andy	D-Regensburg	dowe sportswear	5:45.42,7	5:45.42,7	237.	D
238.	461	Wakefield Ian	GB-Norwich	Team Rexhepi	5:47.01,8	5:47.01,8	238.	D
239.	686	Finger Reto	D-Augsburg		5:49.28,3	5:49.28,3	239.	D
240.	492	Kopp Rainer	D-Metzingen	CRAFT - ROCKY MOUNTAIN Team Friends	5:51.17,2	5:51.17,2	240.	D
241.	687	Fischer Michael	Zürich		5:55.05,1	5:55.05,1	241.	D
242.	690	Grabnegger Norbert	A-Feldkirchen in Kärnten		5:59.02,1	5:59.02,1	242.	D
243.	114	Baart René	D-Schliersee	Craft and friends	6:01.57,0	6:01.57,0	243.	D
244.	504	Wasserzier Matthias	D-Bayreuth	29-er Racing Team	6:03.14,4	6:03.14,4	244.	D
245.	519	Meinl Martin	A-Wien	Bike4EMC	6:03.34,3	6:03.34,3	245.	D
246.	740	Ten Hagen Roger	NL-The Hague		6:05.25,1	6:05.25,1	246.	D
247.	501	Mannl Udo	D-Stadtlauringen	Team Nonnensee	6:11.01,9	6:11.01,9	247.	D
248.	459	Redzepi Mursel	GB-Reading	TEAM REXHEPI	6:18.06,8	6:18.06,8	248.	D
249.	502	Kempf Thomas	D-Rüsselsheim	2 TK	6:19.53,4	6:19.53,4	249.	D
250.	663	Wilke Norman	D-Wolsfeld	TEAM ICKE	6:26.27,9	6:26.27,9	250.	D

Official timing and results by DATASPORT, CH-Gerlafingen
www.datasport.com for results, online registration, informations and news

Bad Kleinkirchheim - Bad Kleinkirchheim

date: 17.06.15
time: 18:29:03
page: 13

(62) Masters

rank	bib	name	location	Team	Time	Cup	block	2nd stage
251.	578	Hartwich Frank	D-München	MYF-FeineFahrräderTeamMünchen	6:41.58,2	6:41.58,2	251.	D
252.	455	Sillankorva Ilkka	FI-Tuusula	Team KorsKa Finland	7:20.35,2	7:20.35,2	252.	D
253.	226	Lachmi Ofer	ISR-Kfar-Saba	CSC	9:00.00,0	9:00.00,0	253.	D
253.	59	Peisl Jason	RSA-cape town	Swift Carbon	9:00.00,0	9:00.00,0	253.	D
253.	291	Rutnig Klaus	A-Klagenfurt	Trailproof	9:00.00,0	9:00.00,0	253.	D
253.	448	Wittchen René	D-Berlin	Tannenwald steel rides the forest	9:00.00,0	9:00.00,0	253.	D

total ranked: 256

(63) Grand Masters

rank	bib	name	location	Team	Time	Cup	block	2nd stage
1.	5	Zörweg Heinz	A-Gröbming	KTM Radsportszene Ausseerland	2:58.50,9	2:58.50,9	1.	A1
2.	7	Braun Reinhard	D-Fischerbach	RSV Fischerbach/Ritzelrocker	3:07.48,3	3:07.48,3	2.	A1
3.	86	Hoepferger Werner	A-Flauring	Team Peto Zams	3:10.00,7	3:10.00,7	3.	A1
4.	189	Schimpfössl Walter	A-Breitenwang	s'Radhaus Lechaschau	3:18.26,1	3:18.26,1	4.	A1
5.	188	Voll Ulrich	D-Duisburg		3:19.39,7	3:19.39,7	5.	A1
6.	488	Rieser Marcel	Wittenbach	Team Vesto	3:27.54,1	3:27.54,1	6.	A2
7.	124	Meusen Frank	NL-Reuver	Backdraft MTB Team	3:28.58,9	3:28.58,9	7.	A2
8.	90	Aeberli Hanspeter	Aeugstertal	Team velo-reichmuth.ch	3:30.32,8	3:30.32,8	8.	A2
9.	249	Schläpfer Reto	Halden	Krapf Bike Wave	3:33.31,4	3:33.31,4	9.	A2
10.	68	Huber Josef	D-Waging am See	Bike Sport Mayer Waging	3:36.19,9	3:36.19,9	10.	A2
11.	63	Schmitt Rolf	D-Bensheim		3:38.56,2	3:38.56,2	11.	B
12.	211	Stolt Thomas	S-Skärhamn		3:39.27,0	3:39.27,0	12.	B
13.	354	Menzel Andreas	D-Lichtenfels	Mr.Bike Lichtenfels	3:39.47,4	3:39.47,4	13.	B
14.	496	Fauconnier Marc	B-Grimbergen	DEAF MTB CZE & SVK	3:41.47,8	3:41.47,8	14.	B
15.	287	Flechl Harald	A-Zeltweg	Team Weissensee	3:43.36,7	3:43.36,7	15.	B
16.	535	Strobl Alexander	A-Saalfelden am Steinernen Meer	brandlhof.com	3:44.09,0	3:44.09,0	16.	B
17.	241	Buddingh Jack	NL-Zaandam	Flachlanders Pro	3:44.18,1	3:44.18,1	17.	B
18.	184	Blaser Markus	Aeugst a/A		3:44.44,6	3:44.44,6	18.	B
19.	65	Ferrari Pino	Winkel	B2RS - BBT	3:46.31,2	3:46.31,2	19.	B
20.	123	Koch Rien	NL-Steenbergen	Backdraft MTB Team	3:48.17,5	3:48.17,5	20.	B
21.	481	Zwyrtek Robert	D-Großmehring	Zweirad Sitzmann	3:50.01,6	3:50.01,6	21.	B
22.	79	Flies Danny	B-Londerzeel	free motion bikecenter	3:50.39,9	3:50.39,9	22.	B
23.	190	Heylen Paul	B-Begijnendijk		3:52.18,5	3:52.18,5	23.	B
24.	534	Reuter Manuel	A-Saalfelden am Steinernen Meer	brandlhof.com	3:52.32,5	3:52.32,5	24.	B
25.	231	Binder Ingo	D-Düsseldorf	Draht Binder Racing Team	3:53.03,6	3:53.03,6	25.	B
26.	429	Bluska Andreas	A-Wien	racebiker.at	3:53.39,0	3:53.39,0	26.	B
27.	304	Wiesel Thomas	D-Erlangen	#TEAMadidas	3:54.29,1	3:54.29,1	27.	B
28.	344	Jesse Manfred	A-Ebental, Kärnten		3:56.53,9	3:56.53,9	28.	B
29.	536	Nielsen Jorgen Bjerre	DK-Kastrup	La Flamme Rouge	3:59.05,7	3:59.05,7	29.	B
30.	586	Ciarrocchi Enrico	I-San Benedetto del Tronto (AP)	Pianeta Bici	3:59.59,2	3:59.59,2	30.	B
31.	212	Lindgren Anders	S-Tärnaby		4:00.45,6	4:00.45,6	31.	B
32.	588	Hackl Wolfgang	A-St. Pölten	racerholix	4:03.51,8	4:03.51,8	32.	B
33.	761	Tofte Hans Erik	N-Lillehammer	Overtoppen-Lillehammer	4:04.00,5	4:04.00,5	33.	B
34.	600	Hanisch Klaus-Dieter	D-Dresden	Skiklub Dresden-Niedersedlitz	4:04.20,9	4:04.20,9	34.	B
35.	750	Verschoor Rob	NL-Laren		4:04.28,5	4:04.28,5	35.	B
36.	326	Münch Eckhardt	D-München		4:04.51,2	4:04.51,2	36.	B
37.	480	Linden Peter	D-Mastershausen	X-Sport Kastellaun	4:05.28,0	4:05.28,0	37.	B
38.	156	Normark Jan Juul	DK-Breadstrup	MTBK-Silkeborg Team-2	4:06.01,7	4:06.01,7	38.	B

Official timing and results by DATASPORT, CH-Gerlafingen
www.datasport.com for results, online registration, informations and news

Bad Kleinkirchheim - Bad Kleinkirchheim

date: 17.06.15
time: 18:29:03
page: 14

(63) Grand Masters

rank	bib	name	location	Team	Time	Cup	block	2nd stage
39.	419	Hansen Hans Verner	DK-Silkeborg	MTBK-Silkeborg	4:06.42,5	4:06.42,5	39.	B
40.	270	Koller Karl	A-Zirl	SK Rueckenwind Triathlon	4:07.39,4	4:07.39,4	40.	B
41.	434	Hanke Andreas	D-Lauf	Redheads Team	4:07.43,8	4:07.43,8	41.	B
42.	590	Trummer Hans	A-Innsbruck	RC Bike Point ARBÖ Innsbruck	4:08.02,7	4:08.02,7	42.	B
43.	607	Mittermueller Michael	D-Freising	Team Baier	4:13.34,4	4:13.34,4	43.	C
44.	608	Wildner Gerold	D-Taufkirchen	Team Baier Landshut	4:13.36,3	4:13.36,3	44.	C
45.	385	Kruijf De Stefan	NL-wijk bij duurstede	fast en furious	4:15.47,4	4:15.47,4	45.	C
46.	346	Janbroers Ron	NL-Zaandam		4:16.13,8	4:16.13,8	46.	C
47.	255	Nijs Luc	B-Langdorp	mtb team Langdorp	4:17.03,7	4:17.03,7	47.	C
48.	202	Verwijvel Eric	B-Vorselaar		4:17.36,7	4:17.36,7	48.	C
49.	223	Jakob Udo	D-Ahnatal	con gas	4:18.02,5	4:18.02,5	49.	C
50.	533	Müller Helmuth	A-Kasten bei Böheimkirchen	brandhof.com	4:21.37,3	4:21.37,3	50.	C
51.	264	Fiedler Thomas	D-Würzburg	RSG Würzburg	4:25.29,2	4:25.29,2	51.	C
52.	774	Hauenstein Uli	A-Salzburg	BIKEPALAST Salzburg	4:26.50,8	4:26.50,8	52.	C
53.	150	Kemmer Christoph	D-Konstanz		4:28.08,9	4:28.08,9	53.	C
54.	351	Jonkers Roelof	NL-Kuinre		4:28.47,2	4:28.47,2	54.	C
55.	696	Holmberg Jan-Ove	S-Uddevalle		4:28.48,5	4:28.48,5	55.	C
56.	387	Fortkamp Bart	NL-Wijk bij Duurstede	Fast&Furious	4:29.06,6	4:29.06,6	56.	C
57.	572	Wolff Horst	D-Grebenstein	MTB-Verein Zierenberg	4:29.36,6	4:29.36,6	57.	C
58.	664	Hilger Günter	D-Bobingen		4:29.44,1	4:29.44,1	58.	C
59.	556	Rautenberg Frank	D-München	Isarbiker	4:32.40,9	4:32.40,9	59.	C
60.	593	Van der Velden Frans	NL-Utrecht	RWP Bilthoven	4:34.03,3	4:34.03,3	60.	C
61.	575	Kunold Frank	D-Schauenburg	MTB-Verein Zierenberg	4:36.18,2	4:36.18,2	61.	C
62.	754	Wehling Ralf	D-Wuppertal		4:37.15,2	4:37.15,2	62.	C
63.	584	Van Hout Bart	NL-Eindhoven	no country for old men	4:37.41,4	4:37.41,4	63.	C
64.	699	Jansegers Paul	B-Bornem		4:38.27,2	4:38.27,2	64.	C
65.	653	Duckeck Guenter	D-Penzberg		4:38.52,0	4:38.52,0	65.	C
66.	570	Groenestege Bert	NL-Kuinre	MTB Kuinre	4:38.56,8	4:38.56,8	66.	C
67.	592	van den Broek Leon	NL-Den Haag	Regium Batavum Crusta	4:39.00,5	4:39.00,5	67.	C
68.	413	Grebner Heinrich	D-Burgkunstadt	Mr. Bike Lichtenfels	4:39.34,5	4:39.34,5	68.	C
69.	580	Raschke Frank	D-Müggenburg	Naturfreunde Deutschlands	4:39.44,4	4:39.44,4	69.	C
70.	199	Fillgert Frank	D-Kamp-Lintfort		4:39.51,3	4:39.51,3	70.	C
71.	518	Binder Thomas	A-Mödling	Bike4EMC	4:40.28,3	4:40.28,3	71.	C
72.	583	van den Schoor Leon	NL-Den Bosch	no country for old men	4:44.43,1	4:44.43,1	72.	C
73.	748	Van Severen Paul	B-Beervelde		4:45.11,6	4:45.11,6	73.	C
74.	259	Gschwendtner Sepp	D-Holzkirchen	Redheads Team/RSLC Holzkirchen	4:45.54,2	4:45.54,2	74.	C
75.	528	Hetzel Eduard	A-Kufstein	Bikestars Kufstein	4:46.55,9	4:46.55,9	75.	C
76.	165	Deenen Fons	NL-Oostelbeers	Peerkes Bike Team	4:47.09,2	4:47.09,2	76.	C
77.	709	Mercks Heinz-Peter	D-Berlin		4:48.21,1	4:48.21,1	77.	C
78.	113	Stöfelmayr Gerhard	A-Wals bei Salzburg	CRAFT and friends	4:50.26,2	4:50.26,2	78.	C
79.	650	Rosenkranz Günther	A-Graz		4:50.39,9	4:50.39,9	79.	C
80.	626	Zuck Steffen	D-Seibersbach	X-Sport Kastellaun	4:51.46,2	4:51.46,2	80.	C
81.	560	Smits Pim	NL-Hillegom	KSB	4:53.46,8	4:53.46,8	81.	C
82.	386	Weskamm Rüdiger	D-Hamburg	Fast Lane Hamburg	4:54.10,2	4:54.10,2	82.	C
83.	512	Amend Günter	D-Frammersbach	AXA Team	4:54.25,6	4:54.25,6	83.	C
84.	711	Mouton Ronny	B-Adegem		4:56.54,4	4:56.54,4	84.	C
85.	166	van de Wiel Piet	NL-Esbeek	Peerkes Bike Team	5:02.19,0	5:02.19,0	85.	D
86.	333	Bache Thomas	D-Hameln	Spartakus Weserbergland	5:02.32,7	5:02.32,7	86.	D
87.	665	Weber Guy	L-Müllendorf		5:02.38,1	5:02.38,1	87.	D
88.	666	Weber Marc	L-Mondercange		5:02.40,5	5:02.40,5	88.	D

Official timing and results by DATASPORT, CH-Gerlafingen
www.datasport.com for results, online registration, informations and news

Bad Kleinkirchheim - Bad Kleinkirchheim

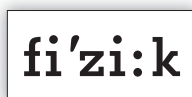
date: 17.06.15
time: 18:29:03
page: 15

(63) Grand Masters

rank	bib	name	location	Team	Time	Cup	block	2nd stage
89.	581	De Jonge Paul	NL-Eindhoven	no country for old men	5:02.55,7	5:02.55,7	89.	D
90.	619	Döring André	D-Hannover	Team PIRATE	5:05.24,0	5:05.24,0	90.	D
91.	321	Krimm Olaf	D-Olching	Glöckchen	5:07.31,6	5:07.31,6	91.	D
92.	513	Sachs Dieter	D-Partenstein	AXA-Team Frammersbach	5:09.23,2	5:09.23,2	92.	D
93.	616	Mühl Walter	D-Stadtlauringen	Team Nonnensee	5:09.50,3	5:09.50,3	93.	D
94.	412	Wittmann Andreas	D-Altenkunstadt	Mr. Bike Lichtenfels	5:10.54,7	5:10.54,7	94.	D
95.	349	Greco Frank	D-Bexbach		5:11.48,2	5:11.48,2	95.	D
96.	573	Schwarz Horst	D-Zierenberg	MTB-Verein Zierenberg	5:14.25,9	5:14.25,9	96.	D
97.	530	Krauss Gebhard	A-Eggersriet	Biketeam Eggersriet	5:14.52,3	5:14.52,3	97.	D
98.	685	Feichter Wolfgang	A-Völkermarkt		5:14.55,4	5:14.55,4	98.	D
99.	713	Oeschger Tom	Oberentfelden		5:15.06,1	5:15.06,1	99.	D
100.	773	Strunk Sascha	D-Kassel	Kette rechts	5:15.34,8	5:15.34,8	100.	D
101.	407	Könemann Hinrich	D-Kassel	Kette Rechts	5:15.35,9	5:15.35,9	101.	D
102.	684	Doree Norbert	D-Norheim		5:19.58,0	5:19.58,0	102.	D
103.	621	Année Kris	B-Zele	the MTB Company	5:20.47,6	5:20.47,6	103.	D
104.	405	Hansmann Thomas	D-Wolfenbüttel	Kette rechts	5:20.58,3	5:20.58,3	104.	D
105.	760	Zettl Wolfgang	A-Wien		5:23.32,5	5:23.32,5	105.	D
106.	52	van den Bergh Barry	NL-Rijen	Peerkes Bike Team	5:24.28,7	5:24.28,7	106.	D
107.	640	Murphy Eamon	GB-Newry		5:25.29,5	5:25.29,5	107.	D
108.	553	Homann Georg	A-Maria Rain	im.puls sport	5:27.45,3	5:27.45,3	108.	D
109.	602	Rasmussen Johnny	DK-Frederikssund	Snakecity Devils	5:30.13,2	5:30.13,2	109.	D
110.	662	Weiner Ludger	D-Rauen		5:30.59,2	5:30.59,2	110.	D
111.	605	Marfelt Kim	DK-Slangerup	Snakecity Devils	5:33.15,3	5:33.15,3	111.	D
112.	658	Dagan Ron	ISR-Halutz		5:41.49,6	5:41.49,6	112.	D
113.	601	Fjeldsoe Michael	DK-Frederikssund	Snake City Devils	5:45.15,4	5:45.15,4	113.	D
114.	577	Bosler Thomas	A-Wien	MYF-FeineFahrräderTeamMünchen	5:47.48,6	5:47.48,6	114.	D
115.	524	Stibitzhofer Franz	A-Wien	Bike4EMC	5:52.29,0	5:52.29,0	115.	D
116.	404	Walther Pierre	D-Kassel	Kette rechts	5:53.43,7	5:53.43,7	116.	D
117.	526	Schuster Ralf	D-Neustadt	Bike-Guide-Pfalz.de	6:03.19,8	6:03.19,8	117.	D
118.	478	Wank Stephan	D-Gäufelden	Wonderworld	6:06.06,2	6:06.06,2	118.	D
119.	618	Weipert Ludwig	D-Stadtlauringen	Team Nonnensee	6:10.59,1	6:10.59,1	119.	D
120.	649	Weston Dave	IRL-County Wicklow		6:18.17,5	6:18.17,5	120.	D
121.	728	Schuchter Philipp	Teufen AR		6:29.49,1	6:29.49,1	121.	D
122.	689	Ghisla Renzo	Goldach		6:29.52,0	6:29.52,0	122.	D
123.	637	Hektor Onno	NL-Bilthoven		6:30.55,1	6:30.55,1	123.	D
124.	579	Dienersberger Robert	D-Leipzig	MYF-FeineFahrräderTeamMünchen	6:41.59,2	6:41.59,2	124.	D
125.	520	Penc Herbert	A-Wien	Bike4EMC	6:54.08,8	6:54.08,8	125.	D
126.	598	Schimpf Hanno	D-Darmstadt	sbh cc	9:00.00,0	9:00.00,0	126.	D

total ranked: 126

Official timing and results by DATASPORT, CH-Gerlafingen
www.datasport.com for results, online registration, informations and news



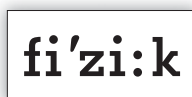
Bike Four Peaks 2015 - Bad Kleinkirchheim - Hermagor

date: 18.06.15
time: 16:25:24
page: 1

(51) Women

position	name	year	county	city	team	total	diff	aces
Stage1	Stage2							
1.	Van Paassen Sanne	1988	NL-Vlierden		Specialized	7:10.21,1	-----	(2)
3:24.03,3	3:46.17,8							
2.	Tazreiter Angelika	1987	A-Althofen		SV Kürnberg	7:15.51,5	5.30,4	(2)
3:28.05,4	3:47.46,1							
3.	Hug Cornelia	1983	Amsoldingen		Crazy Velo Shop Scott	7:18.50,5	8.29,4	(2)
3:30.17,0	3:48.33,5							
4.	Genser Regina	1992	D-Weidenberg		CRAFT- ROCKY MOUNTAIN Team	7:24.58,3	14.37,2	(2)
3:35.19,9	3:49.38,4							
5.	Speck Erika	1988	Appenzell		Team Vesto/ RMC Appenzell	7:38.59,5	28.38,4	(2)
3:38.50,0	4:00.09,5							
6.	Anderluh Natalija	1981	SLO-Celje		Bicikel.com prek Alp	7:46.40,4	36.19,3	(2)
3:45.21,5	4:01.18,9							
7.	Weiss Veronika	1987	D-Tutzing		fi'zi:k / Superior Mio Wildschönau XC Team	7:46.57,9	36.36,8	(2)
3:45.37,4	4:01.20,5							
8.	Diesner Naima Madlen	1990	D-Gleichen		Kenda DMC Factory Team	8:03.06,3	52.45,2	(2)
3:54.25,2	4:08.41,1							
9.	Cseh Veronika	1970	H-Budapest		Bikemag- Alpinbike Team Endura	8:03.37,3	53.16,2	(2)
3:51.06,5	4:12.30,8							
10.	Stoiber Martina	1965	D-Ihrlerstein		Dr. Straube Cycling Team	8:05.54,6	55.33,5	(2)
3:54.29,2	4:11.25,4							
11.	Vreeswijk-Kelja Riikka	1968	NL-Gorinchem		Peerkes Bike Team	8:24.06,5	1:13.45,4	(2)
4:04.59,0	4:19.07,5							
12.	Roth Stephanie	1976	Flawil		Bikecenter Flawil	8:26.16,4	1:15.55,3	(2)
4:04.03,2	4:22.13,2							
13.	Eisenhut Käthy	1977	Rehetobel		Team Vesto	8:39.40,0	1:29.18,9	(2)
4:10.29,4	4:29.10,6							
14.	Witlox Lizzy	1995	NL-Eindhoven		SBJbiketeam	8:50.24,7	1:40.03,6	(2)
4:20.38,7	4:29.46,0							
15.	Krause Bianca	1971	D-Haan		Draht Binder Racing Team	9:00.50,3	1:50.29,2	(2)
4:17.55,6	4:42.54,7							
16.	Galligan Sarah	1979	IRL-Dublin		Moxie racers	9:05.42,1	1:55.21,0	(2)
4:20.06,1	4:45.36,0							
17.	Schläpfer Annelies	1960	Halden		Krapf Bike Wave	9:07.26,4	1:57.05,3	(2)
4:27.09,3	4:40.17,1							
18.	Gorges Sara-Diane	1980	D-Weinheim		CRAFT - ROCKY MOUNTAIN Team Friends	9:08.20,9	1:57.59,8	(2)
4:42.43,1	4:25.37,8							
19.	Hartleb Nina	1980	D-Frechen		Draht Binder Racing Team	9:13.41,8	2:03.20,7	(2)
4:22.48,4	4:50.53,4							
20.	Van Ede Ramona	1978	NL-De Bilt		Smit Cycling Team	9:13.58,8	2:03.37,7	(2)
4:35.40,4	4:38.18,4							
21.	Donner Martina	1975	A-Kötschach-Mauthen		Kelag Energy Team	9:15.26,1	2:05.05,0	(2)
4:30.02,6	4:45.23,5							
22.	Hemmerling Marion	1968	D-Hohenschäftlarn		MYF-FeineFahrräderTeamMünchen	9:18.05,4	2:07.44,3	(2)
4:33.41,4	4:44.24,0							
23.	Schoch Barbara	1978	Heiden		Team Vesto	9:24.01,9	2:13.40,8	(2)
4:39.24,9	4:44.37,0							
24.	Göttinger Lisa	1994	A-Tresdorf			9:28.08,0	2:17.46,9	(2)
4:37.11,1	4:50.56,9							
25.	Mahanj Birgit	1980	A-Braunau am Inn-Ranshofen		Team Weissensee	9:33.06,8	2:22.45,7	(2)
4:42.01,8	4:51.05,0							

Official timing and results by DATASPORT, CH-Gerlafingen
www.datasport.com for results, online registration, informations and news



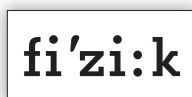
Bike Four Peaks 2015 - Bad Kleinkirchheim - Hermagor

date: 18.06.15
time: 16:25:24
page: 2

(51) Women

position	name	year	county	city	team	total	diff	aces
Stage1	Stage2							
26.	Kaldowski Martina	1977	Brütten			9:43.39,4	2:33.18,3	(2)
4:32.56,9	5:10.42,5							
27.	Pokobova Vladka	1980	B-Tongeren			9:50.09,0	2:39.47,9	(2)
4:59.58,5	4:50.10,5							
28.	Wagner Ulrike	1960	A-Graz			9:52.19,5	2:41.58,4	(2)
4:51.03,4	5:01.16,1							
29.	Salzgeber Michaela	1969	D-Heilbronn		Craft & Friends	9:57.27,2	2:47.06,1	(2)
4:57.45,7	4:59.41,5							
30.	Schubert Simone	1977	D-Landshut		Soli Wartenberg/ Team Schauer	9:59.21,5	2:49.00,4	(2)
4:56.26,0	5:02.55,5							
31.	Winter Romana	1977	A-Wien		Team Sportordination	10:04.33,2	2:54.12,1	(2)
5:03.06,1	5:01.27,1							
32.	Hell Birgit	1975	D-Dettingen		Gaudibiker	10:09.17,9	2:58.56,8	(2)
5:09.20,7	4:59.57,2							
33.	Luttenberg Ranhilde	1988	NL-Den Haag		RWV De Spartaan	10:09.36,2	2:59.15,1	(2)
4:53.20,2	5:16.16,0							
34.	Bütow Julia	1983	D-Paderborn		DROP * FROM TEAM;	10:15.26,1	3:05.05,0	(2)
5:18.12,3	4:57.13,8							
35.	Horn Verena	1983	A-Ferlach			10:17.39,3	3:07.18,2	(2)
5:03.41,2	5:13.58,1							
36.	Hulsbergen Mariet	1973	NL-Vught		Bike Heart	10:29.51,7	3:19.30,6	(2)
5:22.01,6	5:07.50,1							
37.	Bastiaansen Tanja	1970	NL-Geertruidenberg		Peerkes Bike Team	10:37.33,5	3:27.12,4	(2)
5:24.27,8	5:13.05,7							
38.	Cwioro Tanja	1974	A-Paternion		Team Kärnten Challenge	10:43.43,0	3:33.21,9	(2)
5:23.58,4	5:19.44,6							
39.	Thannheimer Bettina	1985	D-Kempton		RSC AUTO BROSCH Kempton	10:54.58,0	3:44.36,9	(2)
5:22.15,6	5:32.42,4							
40.	Buchacher Christina	1988	A-Villach		Qloom Sports AG	10:55.26,2	3:45.05,1	(2)
5:24.58,8	5:30.27,4							
41.	Keohan Paula	1979	IRL-Dublin			11:17.58,3	4:07.37,2	(2)
5:29.41,9	5:48.16,4							
42.	Winters Bea	1967	NL-Wijk bij Duurstede		RWP Bilthoven	11:24.29,6	4:14.08,5	(2)
5:44.05,0	5:40.24,6							
43.	Auerbach Iris	1959	D-Filderstadt		CRAFT - ROCKY MOUNTAIN Team Friends	11:26.35,6	4:16.14,5	(2)
5:43.54,9	5:42.40,7							
44.	Schmidt Silke	1969	D-Untergruppenbach			11:29.45,5	4:19.24,4	(2)
5:49.26,8	5:40.18,7							
45.	Kießling Simone	1987	D-Benediktbeuern			11:30.52,1	4:20.31,0	(2)
5:47.32,4	5:43.19,7							
46.	Schiffer Christina	1971	D-Essen			11:45.20,4	4:34.59,3	(2)
5:50.12,0	5:55.08,4							
47.	Nette Anja	1980	D-Bayreuth		29-er Racing Team	11:46.32,6	4:36.11,5	(2)
6:03.13,3	5:43.19,3							
48.	Janz Jill Meike	1988	D-Babenhausen		CRAFT-ROCKY MOUNTAIN	11:47.11,8	4:36.50,7	(2)
5:45.06,0	6:02.05,8							
49.	Kopp Julia	1996	D-Metzingen		CRAFT - ROCKY MOUNTAIN Team Friends	11:53.23,8	4:43.02,7	(2)
5:51.18,3	6:02.05,5							
50.	Borchardt Tanja	1973	D-Roßtal		Svanja	12:32.13,3	5:21.52,2	(2)
6:24.39,9	6:07.33,4							

Official timing and results by DATASPORT, CH-Gerlafingen
www.datasport.com for results, online registration, informations and news



Bike Four Peaks 2015 - Bad Kleinkirchheim - Hermagor

date: 18.06.15
time: 16:25:24
page: 3

(51) Women

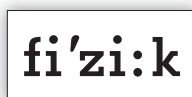
position	name	year	county	city	team	total	diff	aces
Stage1	Stage2							
51.	Redzepe Kathleen	1968	GB-Reading		TEAM REXHEPI	12:45.03,8	5:34.42,7	(2)
6:18.06,3	6:26.57,5							
52.	Oswald Tanni	1970	D-Landsberg		SCOTT-RC-BAYERN	13:12.43,0	6:02.21,9	(2)
6:49.56,6	6:22.46,4							
53.	Wank Selina	1990	RSA-Port Elizabeth		Wonderworld	14:06.06,6	6:55.45,5	(2)
6:06.06,6	8:00.00,0							

total: 53

(61) Men

position	name	year	county	city	team	total	diff	aces
Stage1	Stage2							
1.	Ragnoli Juri	1988	I-Rodengo Saiano (BS)		Team Scott	5:42.32,8	-----	(2)
2:29.54,1	3:12.38,7							
2.	Sauser Christoph	1976	Sigriswil		Specialized Racing	5:47.15,5	4.42,7	(2)
2:34.37,2	3:12.38,3							
3.	Hochenwarter Uwe	1986	A-Kirchbach		Team BIKEARENA Obertraun	5:47.24,6	4.51,8	(2)
2:34.46,0	3:12.38,6							
4.	Friberg Calle	1981	S-Sundbyberg		Team Scott Skoda	5:48.32,8	6.00,0	(2)
2:35.54,6	3:12.38,2							
5.	Leisling Matthias	1988	D-Bad Tölz		Team TEXPA-SIMPLON	5:50.13,5	7.40,7	(2)
2:37.31,2	3:12.42,3							
6.	Schöggel David	1985	A-Eibiswald		KTM RAD.SPORT.SZENE Ausseerland	5:51.19,6	8.46,8	(2)
2:38.19,5	3:13.00,1							
7.	Wagner Johannes	1991	D-Lützelbach		Team TEXPA-SIMPLON	5:51.34,9	9.02,1	(2)
2:38.35,8	3:12.59,1							
8.	Platt Karl	1978	D-Osthofen		Team BULLS	5:52.19,8	9.47,0	(2)
2:38.50,8	3:13.29,0							
9.	Thaler Guido	1982	A-Nassereith		CRAFT - ROCKY MOUNTAIN Team	5:52.20,4	9.47,6	(2)
2:39.17,4	3:13.03,0							
10.	Demuth Frank	1991	D-Mietingen		Centurion Vaude	5:57.21,6	14.48,8	(2)
2:43.53,1	3:13.28,5							
11.	Hartmann Andreas	1991	D-Bad Reichenhall		CRAFT - ROCKY MOUNTAIN Team	5:58.18,6	15.45,8	(2)
2:43.40,3	3:14.38,3							
12.	Sahm Stefan	1976	D-Mössingen		Team BULLS	5:58.23,9	15.51,1	(2)
2:44.54,6	3:13.29,3							
13.	Weisenseel Jochen	1993	D-Schweinfurt		CRAFT - ROCKY MOUNTAIN Team	6:00.04,9	17.32,1	(2)
2:44.04,1	3:16.00,8							
14.	Schneidawind Christian	1982	D-Haßfurt		Team TEXPA-SIMPLON	6:01.09,3	18.36,5	(2)
2:47.32,4	3:13.36,9							
15.	Weissenbacher Manuel	1988	A-Großgmain		CRAFT - ROCKY MOUNTAIN Team	6:01.12,9	18.40,1	(2)
2:47.14,4	3:13.58,5							
16.	Islitzer Lukas	1991	A-Gosau		CRAFT - ROCKY MOUNTAIN Team	6:03.10,5	20.37,7	(2)
2:50.10,8	3:12.59,7							
17.	Mayer Wolfgang	1983	D-Murg		Team TEXPA-SIMPLON	6:03.45,4	21.12,6	(2)
2:46.00,2	3:17.45,2							
18.	Cleppe Wouter	1977	H-Budapest		Team Freerider.ro	6:04.43,4	22.10,6	(2)
2:47.55,1	3:16.48,3							

Official timing and results by DATASPORT, CH-Gerlafingen
www.datasport.com for results, online registration, informations and news



Bike Four Peaks 2015 - Bad Kleinkirchheim - Hermagor

(61) Men

position	name	year	county	city	team	total	diff	aces
Stage1	Stage2							
19.	Hofer Franz	1981	I-Volser	Aicha (BZ)	Team Scott	6:04.51,6	22.18,8	(2)
2:51.23,5	3:13.28,1							
20.	Van der Werf Rob	1983	NL-Gilze		Backdraft MTB Team	6:07.19,1	24.46,3	(2)
2:48.05,5	3:19.13,6							
21.	Schütz André	1991	D-Gries		Team TEXPA-SIMPLON	6:08.07,0	25.34,2	(2)
2:52.09,2	3:15.57,8							
22.	Färberböck Mario	1983	A-Anthering		BIKEPALAST Salzburg	6:11.11,5	28.38,7	(2)
2:54.23,4	3:16.48,1							
23.	Zorn Manuel	1984	A-Mieders		Team Serles	6:13.36,3	31.03,5	(2)
2:53.53,7	3:19.42,6							
24.	Hardter Uwe	1977	D-Münsingen		Team TEXPA-SIMPLON	6:15.10,9	32.38,1	(2)
2:59.15,4	3:15.55,5							
25.	Intravaia Marco	1987	D-Herdecke		CRAFT - ROCKY MOUNTAIN Team Experts	6:18.34,6	36.01,8	(2)
2:58.52,2	3:19.42,4							
26.	Deutschendorf Andreas	1978	D-Lenggries		CRAFT - ROCKY MOUNTAIN Team Experts	6:20.00,5	37.27,7	(2)
2:55.57,9	3:24.02,6							
27.	Reiser Marcel	1986	D-Kempton		RSC AUTO BROSCHE Kempton	6:21.59,1	39.26,3	(2)
2:58.52,4	3:23.06,7							
28.	Vonhausen Oliver	1988	D-Würzburg		Team TEXPA-SIMPLON	6:23.12,3	40.39,5	(2)
2:59.15,4	3:23.56,9							
29.	Schmidtmann Tobias	1988	D-Haina		EGF Bunstruth Racing	6:23.49,3	41.16,5	(2)
2:59.53,1	3:23.56,2							
30.	Hagspiel Elias	1994	A-Hittisau		Protective Bike Wear	6:24.10,0	41.37,2	(2)
2:54.28,2	3:29.41,8							
31.	Karl Benjamin	1985	A-Lienz		Red Bull	6:24.36,8	42.04,0	(2)
3:00.45,5	3:23.51,3							
32.	Nipperdey Johannes	1989	D-Eilrich		NRT Protective	6:25.09,0	42.36,2	(2)
3:01.09,5	3:23.59,5							
33.	Hochmüller Christoph	1990	A-Graz		Radclub Arbö Griffen/IMPULS Sport	6:26.43,0	44.10,2	(2)
3:01.14,1	3:25.28,9							
34.	Beers Matthew	1994	RSA-cape town		Squirt	6:27.19,5	44.46,7	(2)
3:05.54,3	3:21.25,2							
35.	Eder Robert	1986	A-Spittal an der Drau		Bigtime Sport Maishofen	6:31.27,2	48.54,4	(2)
3:01.00,1	3:30.27,1							
36.	Carstens Sven	1990	D-Kirchheim		Best-Bike-Parts/BurTec	6:32.03,0	49.30,2	(2)
3:07.27,2	3:24.35,8							
37.	Carl Norman	1980	D-München		NRT Protective	6:33.42,4	51.09,6	(2)
3:09.12,9	3:24.29,5							
38.	Tanzer Manuel	1981	D-Garmisch-Partenkirchen		Sponser Sport Food - 4Lynni&4llvy	6:40.45,4	58.12,6	(2)
3:07.10,5	3:33.34,9							
39.	Zorn Armin	1988	A-Mieders		Team Serles	6:40.55,7	58.22,9	(2)
3:10.23,6	3:30.32,1							
40.	Grießner Markus	1994	A-Saalfelden am Steinernen Meer		ASVÖ-ÖAMTC SC Hermagor	6:40.56,9	58.24,1	(2)
3:04.59,5	3:35.57,4							
41.	Lindic Primoz	1979	SLO-Celje		Bicikel.com prek Alp	6:43.37,9	1:01.05,1	(2)
3:09.45,0	3:33.52,9							
42.	Timmer Pault	1986	NL-Gasselte		Team Egberts	6:45.04,5	1:02.31,7	(2)
3:08.53,4	3:36.11,1							
43.	Kreuchler Christian	1985	D-Alach		r2-bike.com MTB RACING	6:45.30,3	1:02.57,5	(2)
3:07.31,4	3:37.58,9							

Official timing and results by DATASPORT, CH-Gerlafingen
www.datasport.com for results, online registration, informations and news

Bike Four Peaks 2015 - Bad Kleinkirchheim - Hermagor

(61) Men

position	name	year	county	city	team	total	diff	aces
Stage1	Stage2							
44.	Amhof Philipp	1980	Bülach		B2RS - BBT	6:47.58,7	1:05.25,9	(2)
3:13.16,6	3:34.42,1							
45.	Elsässer Daniel	1979	D-Möbris		Team Bikestore RACE WORX // Pekafit	6:48.12,1	1:05.39,3	(2)
3:14.21,6	3:33.50,5							
46.	Monese Phetetso	1984	LES-Maseru		Lesotho Sky - Alliance	6:49.15,3	1:06.42,5	(2)
3:05.56,8	3:43.18,5							
47.	Keitzel Gunnar	1981	D-Aachen		RSC 1928 Stolberg	6:50.59,7	1:08.26,9	(2)
3:14.49,6	3:36.10,1							
48.	Bank Christian	1989	D-Großlohra		NRT Protective	6:52.03,1	1:09.30,3	(2)
3:18.16,7	3:33.46,4							
49.	Boss Marcel	1980	St. Stephan		sputnik-bikeshop.ch	6:52.26,2	1:09.53,4	(2)
3:08.59,4	3:43.26,8							
50.	Kohl Hannes	1988	D-Hersbruck		Polsterei Intech Bike Team	6:52.29,5	1:09.56,7	(2)
3:16.55,6	3:35.33,9							
51.	Emmerik Michael	1983	NL-Alkmaar		Bike Action Alkmaar	6:53.33,9	1:11.01,1	(2)
3:17.59,1	3:35.34,8							
52.	Müller Eric	1989	D-Haßloch		CRAFT - ROCKY MOUNTAIN Team Experts	6:54.59,5	1:12.26,7	(2)
3:19.54,2	3:35.05,3							
53.	Klocke Gerald	1984	D-Wernigerode		NRT Protective	6:55.32,3	1:12.59,5	(2)
3:19.25,1	3:36.07,2							
54.	Vonk Sander	1981	A-Salzburg		Peerkes Bike Team	6:55.52,7	1:13.19,9	(2)
3:21.20,1	3:34.32,6							
55.	Mosser Raphael	1994	A-Sankt Stefan		ASVÖ ÖAMTC SC Hermagor	6:56.07,8	1:13.35,0	(2)
3:16.46,3	3:39.21,5							
56.	Leavy Grant	1980	GB-Swansea		Unity Cycleworks / Loco Tuning	6:58.04,4	1:15.31,6	(2)
3:20.54,6	3:37.09,8							
57.	Verboven Jan	1980	B-Westerlo		4Bikes MTB team	6:58.46,8	1:16.14,0	(2)
3:15.53,9	3:42.52,9							
58.	Steckler Kristian	1987	D-Hemhofen		CRAFT - ROCKY MOUNTAIN Team Experts	6:58.56,3	1:16.23,5	(2)
3:15.11,5	3:43.44,8							
59.	Kainz Matej	1976	SLO-Petrovce		Bicikel.com prek Alp	6:59.02,1	1:16.29,3	(2)
3:14.30,5	3:44.31,6							
60.	Heylen Keith	1990	B-Booischoot		MTB Heylen	7:00.26,1	1:17.53,3	(2)
3:26.48,0	3:33.38,1							
61.	Den Hollander Bernd	1977	D-Idstein		CRAFT - ROCKY MOUNTAIN Team Experts	7:01.21,0	1:18.48,2	(2)
3:17.52,2	3:43.28,8							
62.	Locher Marcel	1981	Neftenbach		Muscheltaucher	7:01.44,5	1:19.11,7	(2)
3:22.58,0	3:38.46,5							
63.	Matovcik Julius	1977	SK-Trencin		DEAF MTB CZE & SVK	7:03.05,9	1:20.33,1	(2)
3:24.37,1	3:38.28,8							
64.	Schjermer Thomas	1984	DK-Them		MTBK-Silkeborg	7:03.50,2	1:21.17,4	(2)
3:14.22,9	3:49.27,3							
65.	Danzer Martin	1980	D-Kelheim		DanzerWorks	7:04.59,3	1:22.26,5	(2)
3:26.02,1	3:38.57,2							
66.	Schaufelberger Markus	1978	Regensburg		Muscheltaucher	7:05.43,4	1:23.10,6	(2)
3:26.56,5	3:38.46,9							
67.	Wouters Tim	1981	B-Bornem		klein brabant mtb racing team bornem	7:07.10,3	1:24.37,5	(2)
3:24.17,3	3:42.53,0							
68.	Brambring Dirk	1985	D-Olsberg		EGF Bunstruth Racing	7:10.18,8	1:27.46,0	(2)
3:27.40,1	3:42.38,7							

Official timing and results by DATASPORT, CH-Gerlafingen
www.datasport.com for results, online registration, informations and news

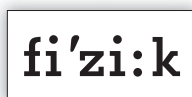
Bike Four Peaks 2015 - Bad Kleinkirchheim - Hermagor

date: 18.06.15
time: 16:25:25
page: 6

(61) Men

position	name	year	county	city	team	total	diff	aces
Stage1	Stage2							
69.	Tanchev Boyko	1977	BUL-Sofia		MTB-BG.COM	7:13.12,4	1:30.39,6	(2)
3:29.57,8	3:43.14,6							
70.	Studynka David	1976	CZ-Okř. Hulín		DEAF MTB CZE & SVK	7:15.38,8	1:33.06,0	(2)
3:31.00,1	3:44.38,7							
71.	Cords Christoph	1976	Feuerthalen		XC Riders powered by Radsport Lutz	7:15.54,4	1:33.21,6	(2)
3:33.02,4	3:42.52,0							
72.	Bendall Ian	1979	GB-Swansea		I B Electrical	7:16.07,8	1:33.35,0	(2)
3:33.36,4	3:42.31,4							
73.	Jonsson Andreas	1983	S-Falun		Falu CK	7:16.21,7	1:33.48,9	(2)
3:29.21,9	3:46.59,8							
74.	Thiel Dominik	1996	D-Hollfeld		29-er Racing Team	7:16.40,0	1:34.07,2	(2)
3:29.35,6	3:47.04,4							
75.	Jäggle Thomas	1983	D-Herbertingen		CRAFT - ROCKY MOUNTAIN Team Experts	7:17.44,1	1:35.11,3	(2)
3:29.11,1	3:48.33,0							
76.	Portugall Werner	1982	D-Langenfeld		Campana	7:18.55,8	1:36.23,0	(2)
3:33.13,6	3:45.42,2							
77.	Morrogh Daniel	1979	IRL-Shankill		Cycleways, Ireland	7:18.57,1	1:36.24,3	(2)
3:35.18,1	3:43.39,0							
78.	Goth Benedikt	1993	D-Bechhofen		Team Bonsai Bikes	7:19.38,5	1:37.05,7	(2)
3:31.49,0	3:47.49,5							
79.	Nehls Alexander	1978	D-Nürnberg		TEAMadidas	7:19.53,6	1:37.20,8	(2)
3:33.06,6	3:46.47,0							
80.	Moosberger Stefan	1976	Appenzell		Vali's Bikeshop	7:19.58,5	1:37.25,7	(2)
3:33.11,9	3:46.46,6							
81.	Mak Michael	1981	A-Ferlach		pewag racing team	7:21.11,7	1:38.38,9	(2)
3:27.50,2	3:53.21,5							
82.	Treven Manuel	1982	A-Klagenfurt		im.puls sport	7:21.20,4	1:38.47,6	(2)
3:31.37,6	3:49.42,8							
83.	Bendtsen Brian	1979	DK-Odense N		Team Gummiben	7:22.00,7	1:39.27,9	(2)
3:37.05,4	3:44.55,3							
84.	Candinas Gabriel	1985	Sedrun		Giant Disentis Racing Team	7:22.44,4	1:40.11,6	(2)
3:36.52,7	3:45.51,7							
85.	Tannert Frank	1982	D-Bautzen		RSV - Bautzen / Hoblik - Racing	7:23.10,0	1:40.37,2	(2)
3:36.37,5	3:46.32,5							
86.	Iemants Bram	1983	B-Uitkerke			7:23.33,5	1:41.00,7	(2)
3:39.26,7	3:44.06,8							
87.	Skovhuus Jeppe	1976	DK-Silkeborg		MTBK-Silkeborg Team-2	7:24.42,0	1:42.09,2	(2)
3:41.10,4	3:43.31,6							
88.	Khantsi Teboho	1991	LES-Maseru		Lesotho Sky - Swiss Bike Tours	7:25.16,1	1:42.43,3	(2)
3:23.06,4	4:02.09,7							
89.	Fauconnier Jean-Pierre	1983	B-Morlanwelz		DEAF MTB CZE & SVK	7:26.08,3	1:43.35,5	(2)
3:41.47,8	3:44.20,5							
90.	Zähringer Tobias	1975	D-Stuttgart		CRAFT - ROCKY MOUNTAIN Team Friends	7:26.21,5	1:43.48,7	(2)
3:33.15,4	3:53.06,1							
91.	Serra Carlos	1988	D-Regensburg		Edelsten - Goodtimesroll	7:27.26,0	1:44.53,2	(2)
3:31.26,9	3:55.59,1							
92.	Duckeck Paul	1995	D-Penzberg		TSV Benediktbeuern-Bichl	7:29.13,9	1:46.41,1	(2)
3:14.37,0	4:14.36,9							
93.	Blasch Jochen	1977	D-Herzogenaurach		#TEAMadidas	7:29.56,1	1:47.23,3	(2)
3:34.13,7	3:55.42,4							

Official timing and results by DATASPORT, CH-Gerlafingen
www.datasport.com for results, online registration, informations and news



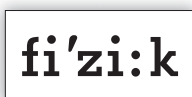
Bike Four Peaks 2015 - Bad Kleinkirchheim - Hermagor

date: 18.06.15
time: 16:25:25
page: 7

(61) Men

position	name	year	county	city	team	total	diff	aces
Stage1	Stage2							
94.	Hurenkamp Bas	1975	NL-Apeldoorn		Peerkes Bike Team	7:31.12,6	1:48.39,8	(2)
3:33.40,7	3:57.31,9							
95.	Pastrnek Pavel	1976	CZ-Velky Tynec		DEAF MTB CZE & SVK	7:31.30,6	1:48.57,8	(2)
3:40.19,3	3:51.11,3							
96.	Font Turon Jordi	1983	D-Regensburg		Edelsten Bikes	7:32.37,6	1:50.04,8	(2)
3:32.47,6	3:59.50,0							
97.	Hortmann Mathias	1985	D-Oer-Erkenschwick		The Biking Dead	7:33.20,2	1:50.47,4	(2)
3:39.28,9	3:53.51,3							
98.	Loibl Stefan	1986	D-München		BIKE-Magazin	7:34.17,4	1:51.44,6	(2)
3:42.09,5	3:52.07,9							
99.	Schmidt Andreas	1985	D-Haiger		#TEAMadidas	7:36.02,2	1:53.29,4	(2)
3:40.58,1	3:55.04,1							
100.	Helvensteijn Werner	1979	NL-Rotterdam		Team ProQR	7:36.52,5	1:54.19,7	(2)
3:39.53,1	3:56.59,4							
101.	Baker Michael	1987	B-Herentals		Tjik Tjak Vollenbak	7:37.44,4	1:55.11,6	(2)
3:43.55,5	3:53.48,9							
102.	Umbreit Marco	1979	D-Aachen			7:38.11,0	1:55.38,2	(2)
3:44.38,2	3:53.32,8							
103.	Mikkelsen Dennis Hjulmand	1980	DK-Hammel		Team Gummiben	7:39.36,9	1:57.04,1	(2)
3:39.55,0	3:59.41,9							
104.	Wurzer Gilbert	1981	A-Meiselding		MTB BSK Kelag / Team Kramer	7:40.19,7	1:57.46,9	(2)
3:44.43,9	3:55.35,8							
105.	Verboven Bert	1978	B-Westerlo		4Bikes mtb team	7:43.14,8	2:00.42,0	(2)
3:44.17,2	3:58.57,6							
106.	Fischer Matthias	1983	D-Bechhofen		Team Bonsai Bikes	7:43.20,9	2:00.48,1	(2)
3:55.29,1	3:47.51,8							
107.	Van Alten Bastin	1982	NL-Vlierden			7:43.57,7	2:01.24,9	(2)
3:41.06,1	4:02.51,6							
108.	Dekker Tijs	1993	NL-Oosthuizen		Arie de Klimgeit	7:44.13,5	2:01.40,7	(2)
3:41.05,9	4:03.07,6							
109.	Van Gerner Roelof	1993	NL-Gasselternijveen		Team Egbert Egberts	7:44.47,5	2:02.14,7	(2)
3:41.40,0	4:03.07,5							
110.	Boven Johan	1982	B-Schoten			7:44.47,7	2:02.14,9	(2)
4:01.24,7	3:43.23,0							
111.	Hetzel Manuel	1982	A-Kufstein		Bikestars Kufstein	7:45.01,6	2:02.28,8	(2)
3:38.07,2	4:06.54,4							
112.	Skerjanc Marko	1991	SLO-Ljubljana		Maki	7:46.13,3	2:03.40,5	(2)
3:49.07,5	3:57.05,8							
113.	Biederer Dennis	1993	D-Landsberg am Lech		toMotion Racing by black tusk	7:46.23,8	2:03.51,0	(2)
4:01.14,7	3:45.09,1							
114.	Horvath Zsolt	1982	A-Wien			7:46.56,7	2:04.23,9	(2)
3:46.48,6	4:00.08,1							
115.	Schönhofen Jens	1977	D-Mainz		toMotion Racing by black Tusk	7:47.55,3	2:05.22,5	(2)
3:49.03,8	3:58.51,5							
116.	Hussner Dennis	1978	D-Moosthenning		toMotion Racing by black Tusk	7:48.01,0	2:05.28,2	(2)
3:41.19,7	4:06.41,3							
117.	Rietze Thorsten	1978	D-Zierenberg		MTB-Verein Zierenberg	7:48.59,5	2:06.26,7	(2)
3:39.44,7	4:09.14,8							
118.	Wedel Jacob	1982	DK-Them		Mtbk-Silkeborg	7:49.36,3	2:07.03,5	(2)
3:58.05,7	3:51.30,6							

Official timing and results by DATASPORT, CH-Gerlafingen
www.datasport.com for results, online registration, informations and news



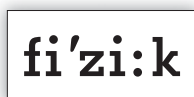
Bike Four Peaks 2015 - Bad Kleinkirchheim - Hermagor

date: 18.06.15
time: 16:25:25
page: 8

(61) Men

position	name	year	county	city	team	total	diff	aces
Stage1	Stage2							
119.	Kocourek Frantisek	1983	CZ-Prostejov		DEAF MTB CZE & SVK	7:49.55,4	2:07.22,6	(2)
3:56.12,3	3:53.43,1							
120.	Penaso Mario	1982	A-Preitenegg			7:52.32,3	2:09.59,5	(2)
3:47.06,3	4:05.26,0							
121.	Schilder Arjan	1989	NL-Ursem		Arie de Klimgeit	7:53.29,6	2:10.56,8	(2)
3:53.45,1	3:59.44,5							
122.	Lesser Erik	1988	D-Oberhof			7:54.10,0	2:11.37,2	(2)
3:56.10,0	3:58.00,0							
123.	Schroeder Jerry	1978	L-Berbourg			7:55.28,8	2:12.56,0	(2)
3:47.21,7	4:08.07,1							
124.	Grossegger Michael	1989	A-Villach		Carinthian Bike Bros	7:58.15,6	2:15.42,8	(2)
3:50.36,9	4:07.38,7							
125.	Vennix Mark	1980	NL-Oirschot			7:58.51,5	2:16.18,7	(2)
3:55.28,1	4:03.23,4							
126.	Heubner Michael	1975	D-Wolken		Team Kenda	7:59.41,1	2:17.08,3	(2)
3:50.15,3	4:09.25,8							
127.	Bruin Joffrey	1981	NL-Heiloo		Team BikeAction Alkmaar	8:01.22,7	2:18.49,9	(2)
3:55.00,8	4:06.21,9							
128.	Gehbauer Robert	1987	A-Villach-Drobollach am Faaker S			8:02.39,8	2:20.07,0	(2)
4:42.57,2	3:19.42,6							
129.	Dams Steven	1976	B-Tremelo		Van zwam	8:03.29,0	2:20.56,2	(2)
3:56.48,1	4:06.40,9							
130.	Fries Patrick	1986	D-Weitefeld		toMotion Racing by black Tusk	8:03.53,3	2:21.20,5	(2)
4:13.05,2	3:50.48,1							
131.	Köfer Flo	1980	A-Patergassen		Team Kärnten Challenge	8:04.49,0	2:22.16,2	(2)
3:59.31,6	4:05.17,4							
132.	De Jong Barry	1981	NL-West-Grafdijk			8:05.05,5	2:22.32,7	(2)
3:56.58,2	4:08.07,3							
133.	Hüttl Mike	1975	A-Innsbruck			8:08.53,0	2:26.20,2	(2)
4:00.25,4	4:08.27,6							
134.	Van Niekerk Peter	1975	NL-Purmerend			8:09.12,1	2:26.39,3	(2)
4:03.37,5	4:05.34,6							
135.	Te-Strote Rene	1977	D-Glonn		toMotion Racing by black Tusk	8:10.57,5	2:28.24,7	(2)
4:02.55,3	4:08.02,2							
136.	Markovic Slobodan	1975	D-Babenhausen		sbh cc	8:11.11,4	2:28.38,6	(2)
4:03.32,4	4:07.39,0							
137.	Hoffmann Mads	1978	DK-Silkeborg		MTBK-Silkeborg Team-2	8:11.20,8	2:28.48,0	(2)
4:00.14,8	4:11.06,0							
138.	Temmerman Stefan	1979	B-Stekene			8:11.40,5	2:29.07,7	(2)
4:03.48,4	4:07.52,1							
139.	Sorensen Frank	1975	DK-Hammel		Team Gummiben	8:12.07,2	2:29.34,4	(2)
4:03.30,2	4:08.37,0							
140.	Sandner Thomas	1982	D-München		G.I.T.	8:12.46,6	2:30.13,8	(2)
4:03.56,6	4:08.50,0							
141.	Tammegger Christian	1979	A-Klagenfurt		Qloom Sports AG	8:12.47,1	2:30.14,3	(2)
3:56.22,4	4:16.24,7							
142.	Klatzer Andreas	1976	A-Klagenfurt		Qloom Sports AG	8:12.47,8	2:30.15,0	(2)
3:56.22,1	4:16.25,7							
143.	Scholz Wolfgang	1977	A-Villach		Qloom Sports AG	8:12.51,2	2:30.18,4	(2)
3:56.17,5	4:16.33,7							

Official timing and results by DATASPORT, CH-Gerlafingen
www.datasport.com for results, online registration, informations and news



Bike Four Peaks 2015 - Bad Kleinkirchheim - Hermagor

(61) Men

position	name	year	county	city	team	total	diff	aces
Stage1	Stage2							
144.	Bosman Leslie 4:05.13,0 4:07.49,0	1979	B-Stekene		Het Verzet	8:13.02,0	2:30.29,2	(2)
145.	Hupf David 3:57.19,7 4:15.53,3	1987	A-Walchsee		Race Team Inntal Bike Oberaudorf	8:13.13,0	2:30.40,2	(2)
146.	Troubleyn Olivier 4:01.36,9 4:12.29,3	1980	B-Overijse		Granfondoteam.be	8:14.06,2	2:31.33,4	(2)
147.	Bruin Erik 4:06.22,2 4:08.10,9	1983	NL-Waarland		Arie de Klimgeit	8:14.33,1	2:32.00,3	(2)
148.	Scherer Michael 3:59.12,7 4:15.21,1	1981	D-München		Glocken Deluxe	8:14.33,8	2:32.01,0	(2)
149.	Konijn Ruben 4:05.26,4 4:09.34,2	1982	NL-Volendam		Arie de Klimgeit	8:15.00,6	2:32.27,8	(2)
150.	Zemasch Mario 4:12.56,0 4:04.55,3	1976	A-Feldkirchen in Kärnten		Racebiker	8:17.51,3	2:35.18,5	(2)
151.	Beck Christian 4:04.14,0 4:16.31,7	1978	D-Schwaig		Redheads Team / RC Schnaittachtal	8:20.45,7	2:38.12,9	(2)
152.	Fischer David 4:04.16,6 4:16.30,6	1986	I-Turin (TO)			8:20.47,2	2:38.14,4	(2)
153.	Lambertz Daniel 4:05.22,7 4:16.04,8	1982	D-Erkelenz		Coffee & Chainrings	8:21.27,5	2:38.54,7	(2)
154.	Ördög Dániel 4:13.08,4 4:08.21,0	1982	H-Budapest		Bikemag - Alpinbike Team Endura	8:21.29,4	2:38.56,6	(2)
155.	Sambale Ronald 4:01.45,8 4:20.01,3	1978	D-Seehausen		toMotion Racing by black Tusk	8:21.47,1	2:39.14,3	(2)
156.	Orlcnik Jernej 4:05.19,3 4:16.37,1	1978	SLO-Grize		Bicikel.com prek Alp	8:21.56,4	2:39.23,6	(2)
157.	Becker Fabian 4:06.02,4 4:18.11,7	1984	D-Wiesbaden		toMotion Racing by black Tusk	8:24.14,1	2:41.41,3	(2)
158.	Wall Artur 4:01.53,8 4:23.30,8	1982	D-Eschbach		CRAFT - ROCKY MOUNTAIN Team Friends	8:25.24,6	2:42.51,8	(2)
159.	Steinert Sebastian 4:14.49,5 4:11.04,4	1984	D-Ingolstadt		G.I.T.	8:25.53,9	2:43.21,1	(2)
160.	Van Loon Maikel 4:15.52,5 4:10.09,7	1980	NL-Oirschot			8:26.02,2	2:43.29,4	(2)
161.	Niederndorfer Andreas 4:08.28,5 4:19.06,1	1980	A-Wels		Road Solution Racing Team	8:27.34,6	2:45.01,8	(2)
162.	Dekker Lucien 4:06.12,7 4:21.34,0	1976	NL-Heerhugowaard			8:27.46,7	2:45.13,9	(2)
163.	Rees Thomas 4:12.35,9 4:15.20,9	1977	D-München		Glocken Deluxe	8:27.56,8	2:45.24,0	(2)
164.	Timmer Sven 4:06.10,6 4:22.33,1	1978	NL-Leiderdorp		De Spartaan	8:28.43,7	2:46.10,9	(2)
165.	Rosenberger Robert 4:13.30,8 4:16.10,4	1979	A-Baden		Bike4EMC	8:29.41,2	2:47.08,4	(2)
166.	Gorter Jörn 4:10.54,1 4:22.18,1	1979	NL-Ursem		Team Arie de klimgeit	8:33.12,2	2:50.39,4	(2)
167.	Verwerft Ivan 4:17.37,4 4:16.12,7	1975	B-Herentals			8:33.50,1	2:51.17,3	(2)
168.	Jakobsen Rasmus Kronborg 4:12.55,4 4:21.13,8	1981	DK-Kjellerup		MTBK-Silkeborg	8:34.09,2	2:51.36,4	(2)

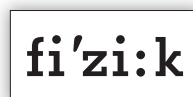
Bike Four Peaks 2015 - Bad Kleinkirchheim - Hermagor

date: 18.06.15
time: 16:25:25
page: 10

(61) Men

position	name	year	county	city	team	total	diff	aces
Stage1	Stage2							
169.	Mc Caughley Daire	1976	IRL-Louth		Irish Warriors	8:35.45,2	2:53.12,4	(2)
4:06.18,3	4:29.26,9							
170.	Barounig Bernd	1977	A-Graz		pewag racing team	8:36.22,2	2:53.49,4	(2)
4:18.45,0	4:17.37,2							
171.	Lyons Adam	1977	GB-5NP		Caldwell Cycles	8:36.30,7	2:53.57,9	(2)
4:21.43,6	4:14.47,1							
---	Murray Darren	1978	GB-Omagh		Caldwell Cycles	8:36.30,7	2:53.57,9	(2)
4:21.43,1	4:14.47,6							
173.	De Wit Johan	1979	NL-Alkmaar		Arie de klimgeit	8:37.15,4	2:54.42,6	(2)
4:21.58,8	4:15.16,6							
174.	Van der Eijk Pieter	1977	NL-Swifterbant		ruigbikes/agogo benelux	8:38.27,5	2:55.54,7	(2)
4:20.12,8	4:18.14,7							
175.	Clare Andrew	1981	GB-London		London Dynamo	8:41.04,3	2:58.31,5	(2)
4:17.13,7	4:23.50,6							
176.	Van Gorp Bart	1982	B-Nijlen			8:44.31,8	3:01.59,0	(2)
4:34.33,4	4:09.58,4							
177.	Te Rijdt Bram	1981	B-Nijlen			8:45.40,1	3:03.07,3	(2)
4:28.10,3	4:17.29,8							
178.	Gutsche Michael	1982	A-Sankt Marein			8:47.30,9	3:04.58,1	(2)
4:14.50,0	4:32.40,9							
179.	Huppertz Pascal	1987	D-Duisburg		Loco Cycles	8:51.27,4	3:08.54,6	(2)
4:18.27,6	4:32.59,8							
180.	Zwijns Roderick	1983	NL-Den Haag		De Spartaan	8:52.36,5	3:10.03,7	(2)
4:19.04,2	4:33.32,3							
181.	Gertsen Mads Schouborg	1980	DK-Hammel		Team Gummiben	9:00.30,8	3:17.58,0	(2)
4:30.11,5	4:30.19,3							
182.	Sauder Jonathan	1996	D-Teltow			9:01.27,2	3:18.54,4	(2)
4:10.46,4	4:50.40,8							
183.	Schwab Markus	1977	Belp		Melinas & Michèles Bike Team	9:02.20,5	3:19.47,7	(2)
4:33.40,9	4:28.39,6							
184.	Van Vessem Ivo	1980	NL-Amersfoort		DoISmiVes	9:03.39,8	3:21.07,0	(2)
4:26.26,9	4:37.12,9							
185.	Schrameyer Kai	1984	D-Ibbenbüren		Marathon Ibbenbüren	9:03.46,6	3:21.13,8	(2)
4:06.22,1	4:57.24,5							
186.	Bahrs Robert	1982	D-Freital		BaRu	9:03.49,2	3:21.16,4	(2)
4:12.11,4	4:51.37,8							
187.	Perdok Christian	1978	D-Bad Vilbel		jammernet	9:04.13,7	3:21.40,9	(2)
5:17.16,3	3:46.57,4							
188.	Pap Ronald	1984	NL-Nunspeet			9:06.11,3	3:23.38,5	(2)
4:30.52,3	4:35.19,0							
189.	O'Neill Colum	1978	GB-Omagh		caldwell cycles	9:06.41,6	3:24.08,8	(2)
4:21.43,1	4:44.58,5							
190.	O'Hagan Ciaran	1977	GB-5HQ		Caldwell Cycles	9:06.42,9	3:24.10,1	(2)
4:21.44,3	4:44.58,6							
191.	Caldwell Paul	1980	GB-7EJ		Caldwell Cycles	9:06.43,3	3:24.10,5	(2)
4:21.45,4	4:44.57,9							
192.	Flachsbarth Sebastian	1977	D-Langenhain			9:06.58,5	3:24.25,7	(2)
4:51.13,5	4:15.45,0							
193.	Braekman Mario	1976	B-Zele		the MTB Company	9:07.34,3	3:25.01,5	(2)
4:29.24,2	4:38.10,1							

Official timing and results by DATASPORT, CH-Gerlafingen
www.datasport.com for results, online registration, informations and news



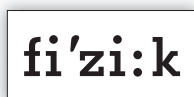
Bike Four Peaks 2015 - Bad Kleinkirchheim - Hermagor

date: 18.06.15
time: 16:25:25
page: 11

(61) Men

position	name	year	county	city	team	total	diff	aces
Stage1	Stage2							
194.	Zoer Jacco	1977	NL-Westerbork		MTB Team Westerbork	9:11.09,3	3:28.36,5	(2)
4:27.41,2	4:43.28,1							
195.	Salzer Mathias	1984	Widnau		toMotion Racing by black Tusk	9:13.09,5	3:30.36,7	(2)
4:24.19,9	4:48.49,6							
196.	Abs Kristof	1981	B-Grez-Doiceau		Granfondoteam.be	9:13.59,6	3:31.26,8	(2)
4:30.46,3	4:43.13,3							
197.	Rosenkranz Daniel	1985	D-Edertal		Team Lupe Kleinern	9:15.07,0	3:32.34,2	(2)
4:34.43,8	4:40.23,2							
198.	Schulte-Wrede Stefan	1979	D-München		Glöckchen	9:15.37,5	3:33.04,7	(2)
4:25.56,7	4:49.40,8							
199.	Morrogh Ben	1981	D-Karlsruhe			9:16.02,3	3:33.29,5	(2)
4:31.54,4	4:44.07,9							
200.	Van Ark Gerwin	1983	NL-'t Harde			9:20.01,0	3:37.28,2	(2)
4:44.53,0	4:35.08,0							
201.	Röhrdanz Ole	1978	D-Ibbenbüren		Marathon Ibbenbüren	9:23.19,8	3:40.47,0	(2)
4:26.34,9	4:56.44,9							
202.	Spier Markus	1982	D-Kissing		toMotion Racing by black Tusk	9:23.42,5	3:41.09,7	(2)
4:34.51,8	4:48.50,7							
203.	Van Kesteren Matthijs	1980	NL-Leiderdorp			9:26.32,5	3:43.59,7	(2)
4:40.41,5	4:45.51,0							
204.	Sattmann Andreas	1977	D-Friedrichshafen		Tannenwald steel rides the forest	9:26.53,5	3:44.20,7	(2)
4:39.10,6	4:47.42,9							
205.	Ehrlichauf Daniel	1980	D-Neuburg		G.I.T.	9:28.53,6	3:46.20,8	(2)
4:54.13,3	4:34.40,3							
206.	Askolin Mikko	1976	FI-Muurame		Kuntorihi MTB	9:29.07,7	3:46.34,9	(2)
4:45.52,1	4:43.15,6							
207.	Kalkman David	1978	NL-Purmerend			9:30.58,6	3:48.25,8	(2)
4:40.01,3	4:50.57,3							
208.	Wodtcke Andreas	1987	D-Dreieich		BAR-TEAM	9:31.55,6	3:49.22,8	(2)
4:55.23,4	4:36.32,2							
209.	Mahlert Thomas	1977	DK-Stenlose		Team KGB	9:33.24,7	3:50.51,9	(2)
4:48.32,4	4:44.52,3							
210.	Pflüger Christian	1981	D-Habichtswald		MTB-Verein Zierenberg	9:37.02,7	3:54.29,9	(2)
4:41.51,4	4:55.11,3							
211.	Riegraf Marius	1991	D-Steinheim		AERacing	9:39.08,1	3:56.35,3	(2)
4:53.38,7	4:45.29,4							
212.	May Christopher	1977	A-Wien			9:39.10,8	3:56.38,0	(2)
4:45.17,1	4:53.53,7							
213.	Fimpler Julian	1991	D-Haltern am See		The Biking Dead	9:39.15,7	3:56.42,9	(2)
4:55.54,3	4:43.21,4							
214.	Liebrecht Jeroen	1988	NL-Bunnik		RWP Bilthoven	9:41.30,5	3:58.57,7	(2)
4:57.59,1	4:43.31,4							
215.	Poppe René	1976	D-Bernau		TEAM ICKE	9:42.42,2	4:00.09,4	(2)
4:30.37,6	5:12.04,6							
216.	Aasted Jacob	1978	DK-Holbaek		Team Company-Cycling	9:45.36,7	4:03.03,9	(2)
4:43.06,2	5:02.30,5							
217.	Kainz Herbert	1976	A-St.Michael			9:48.01,2	4:05.28,4	(2)
4:51.49,9	4:56.11,3							
218.	Sachs Elmar	1980	D-Jossgrund			9:55.53,9	4:13.21,1	(2)
5:05.02,4	4:50.51,5							

Official timing and results by DATASPORT, CH-Gerlafingen
www.datasport.com for results, online registration, informations and news



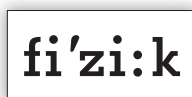
Bike Four Peaks 2015 - Bad Kleinkirchheim - Hermagor

date: 18.06.15
time: 16:25:25
page: 12

(61) Men

position	name	year	county	city	team	total	diff	aces
Stage1	Stage2							
219.	Verwerft Johan	1976	B-Bevel			9:57.25,6	4:14.52,8	(2)
	5:09.12,4							
220.	Müller Thorsten	1978	D-Zierenberg		MTB-Verein Zierenberg	9:58.02,3	4:15.29,5	(2)
	5:02.28,6							
221.	Wunderlich Jan	1982	D-Fischerhude			9:59.59,5	4:17.26,7	(2)
	4:56.55,9							
222.	Horch Fabian	1981	D-Niestetal		FAHO ZG Kassel	10:01.05,4	4:18.32,6	(2)
	5:09.02,0							
223.	Spitteler George	1988	NL-Hoorn			10:01.27,9	4:18.55,1	(2)
	4:51.46,1							
224.	Persijn Joffrey	1988	NL-Dordrecht		Team Flachlanders Pro	10:01.35,7	4:19.02,9	(2)
	4:51.56,0							
225.	Naômé Tom	1978	B-Heusden-Zolder		Endless Riding	10:01.55,4	4:19.22,6	(2)
	4:54.02,2							
226.	Hofmann Holm	1978	D-Essen			10:02.57,5	4:20.24,7	(2)
	4:55.46,3							
227.	Fritz Robert	1977	A-Wien		Team Sportordination	10:04.32,5	4:21.59,7	(2)
	5:03.06,1							
228.	Karaman Philipp Nidal	1979	A-Wien			10:06.34,6	4:24.01,8	(2)
	5:09.15,1							
229.	Taeckens Niels	1986	B-Ardoonie		Belgian Turbo Team	10:09.53,6	4:27.20,8	(2)
	4:47.13,6							
230.	Carels Joachim	1976	USA-Brooklyn			10:10.58,9	4:28.26,1	(2)
	4:54.45,4							
231.	Weinstich Martin	1988	A-Villach-Landskron		Carinthian BIKE BROS	10:11.23,7	4:28.50,9	(2)
	5:06.07,3							
232.	Schmidt Richard	1976	A-Perchtoldsdorf		Bike4EMC	10:13.01,8	4:30.29,0	(2)
	5:02.45,4							
233.	Hösel Carsten	1977	D-Freital			10:16.17,1	4:33.44,3	(2)
	4:55.42,6							
234.	Schabus Jochen	1979	A-Grafenbach		bonanza 6	10:18.57,5	4:36.24,7	(2)
	5:03.19,5							
235.	Logie Davy	1988	B-Roeselare			10:20.30,9	4:37.58,1	(2)
	4:56.42,1							
236.	Bowier Sebastiaan	1987	NL-Den Haag			10:27.40,1	4:45.07,3	(2)
	5:27.47,0							
237.	Wiersma Eelco	1986	NL-Den Haag			10:27.40,2	4:45.07,4	(2)
	5:27.47,2							
238.	Rey Maxime	1989	F-Montaimont			10:28.02,4	4:45.29,6	(2)
	5:00.11,8							
239.	Ibanez Juanjo	1979	D-München		Glöckchen	10:32.21,0	4:49.48,2	(2)
	5:09.07,1							
240.	Ruwwe Christoph	1987	D-Germering		BaRu	10:32.52,1	4:50.19,3	(2)
	5:19.34,0							
241.	Grote Carsten	1978	D-Ibbenbüren		Marathon Ibbenbüren	10:33.21,9	4:50.49,1	(2)
	5:20.30,7							
242.	Schmitz Tom	1984	L-Esch Alzette			10:33.29,0	4:50.56,2	(2)
	5:19.14,9							
243.	Miethaner Daniel	1986	D-München		Glöckchen	10:34.39,0	4:52.06,2	(2)
	5:25.19,6							

Official timing and results by DATASPORT, CH-Gerlafingen
www.datasport.com for results, online registration, informations and news



Bike Four Peaks 2015 - Bad Kleinkirchheim - Hermagor

(61) Men

position	name	year	county	city	team	total	diff	aces
Stage1	Stage2							
244.	Smit Harm	1984	NL-Amersfoort			10:36.07,4	4:53.34,6	(2)
5:25.45,1	5:10.22,3							
245.	Kamphuis Guido	1980	NL-AMSTERDAM			10:37.23,2	4:54.50,4	(2)
5:19.56,5	5:17.26,7							
246.	Fischer Bernd	1976	D-Edingen-Neckarhausen			10:39.24,8	4:56.52,0	(2)
5:02.11,2	5:37.13,6							
247.	Ameye Kevin	1988	B-Roeselare		Belgian Turbo Team	10:40.08,3	4:57.35,5	(2)
5:17.27,6	5:22.40,7							
248.	Stroomer Bob	1984	NL-Haarlem		Bike Action Alkmaar	10:41.50,2	4:59.17,4	(2)
5:27.01,1	5:14.49,1							
249.	Töffler Markus	1977	A-Linz		pewag racing team	10:41.53,4	4:59.20,6	(2)
5:26.24,5	5:15.28,9							
250.	Sant Cristobal Vaquer Vincent	1992	E-Manacor		Bikepointmallorca Al Mar Racing	10:43.50,8	5:01.18,0	(2)
5:00.59,5	5:42.51,3							
251.	Bom Bart	1981	NL-Rotterdam		Team ProQR	10:45.00,5	5:02.27,7	(2)
5:00.55,0	5:44.05,5							
252.	Siebers Jeremy	1981	NL-Eindhoven		no country for old men	10:50.24,7	5:07.51,9	(2)
5:20.05,5	5:30.19,2							
253.	Bures Michal	1980	CZ-Praha		Fincentrum	10:50.37,9	5:08.05,1	(2)
5:16.58,2	5:33.39,7							
254.	Peltola Arto	1984	FI-Hämeenlinna		Kuntorihi MTB	10:52.58,8	5:10.26,0	(2)
5:16.30,7	5:36.28,1							
255.	Moerman Kenny	1988	B-Roeselare		Belgium Turbo Team	11:01.04,1	5:18.31,3	(2)
5:35.06,3	5:25.57,8							
256.	Van Wijk Bart	1979	NL-Maastricht			11:13.47,2	5:31.14,4	(2)
5:37.59,7	5:35.47,5							
257.	Lujambio Ander	1991	D-Köln		Euskal Herria	11:15.24,5	5:32.51,7	(2)
5:32.33,2	5:42.51,3							
258.	Neirinck Sam	1983	B-Izegem		Belgian Turbo Team	11:18.31,8	5:35.59,0	(2)
5:53.32,3	5:24.59,5							
259.	Hess Thorsten	1976	D-Gaildorf		CRAFT and Friends	11:18.44,6	5:36.11,8	(2)
5:54.52,9	5:23.51,7							
260.	Schmitz Daniel	1981	D-Voerde		Marathon Ibbenbüren	11:20.06,9	5:37.34,1	(2)
5:40.38,7	5:39.28,2							
261.	Sikic Patrick	1986	A-Gunskirchen			11:24.08,1	5:41.35,3	(2)
5:28.46,9	5:55.21,2							
262.	Davies Robert	1983	GB-7 Falmouth Road, London		London Dynamo	11:30.07,8	5:47.35,0	(2)
3:30.07,8	8:00.00,0							
263.	Brepel Ballester Alexander	1989	E-Portocristo		Bikepointmallorca Al Mar Racing	11:32.07,1	5:49.34,3	(2)
5:38.44,6	5:53.22,5							
264.	Mallon Martin	1980	IRL-Newry		South Armagh warriors	11:33.25,8	5:50.53,0	(2)
5:27.49,8	6:05.36,0							
265.	Hochfeld Brett	1979	GB-London			11:34.07,9	5:51.35,1	(2)
5:39.41,0	5:54.26,9							
266.	Guggemos Tobias	1985	D-Aachen		Brand Riders	11:55.39,2	6:13.06,4	(2)
6:20.17,7	5:35.21,5							
267.	Kisser Jakob	1977	A-Wien			12:24.07,2	6:41.34,4	(2)
5:52.23,7	6:31.43,5							
268.	Warschke Marc	1984	D-Straßdorf			12:29.21,9	6:46.49,1	(2)
6:05.58,0	6:23.23,9							

Bike Four Peaks 2015 - Bad Kleinkirchheim - Hermagor

date: 18.06.15
time: 16:25:25
page: 14

(61) Men

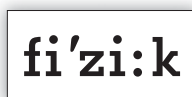
position	name	year	county	city	team	total	diff	aces
Stage1	Stage2							
269.	Fleischmann Sven	1977	D-Roßtal		Svanja	12:32.11,6	6:49.38,8	(2)
6:24.39,2	6:07.32,4							
270.	Schnepper Dennis	1979	D-München		Glöckchen	12:36.48,9	6:54.16,1	(2)
4:36.48,9	8:00.00,0							
271.	Lube Thomas	1978	D-Berlin		TEAM ICKE	12:45.05,4	7:02.32,6	(2)
6:00.09,6	6:44.55,8							
272.	Caraher Robert	1981	IRL-Dundalk			13:00.50,3	7:18.17,5	(2)
6:25.45,7	6:35.04,6							
273.	Mc Carthy Liam	1981	IRL-Dundalk			13:00.52,1	7:18.19,3	(2)
6:25.48,4	6:35.03,7							
274.	Kraft Daniel	1976	D-Bernau		TEAM ICKE	13:22.27,4	7:39.54,6	(2)
6:43.05,4	6:39.22,0							
275.	Scherf Marcel	1987	D-Köln		BAR-TEAM	13:26.16,3	7:43.43,5	(2)
6:51.12,0	6:35.04,3							
276.	Zamfirache Adrian	1979	R-Bucharest			13:43.22,7	8:00.49,9	(2)
6:52.06,6	6:51.16,1							
277.	Alcock Ian	1981	IRL-kildare		Team Cogs	14:28.01,3	8:45.28,5	(2)
9:00.00,0	5:28.01,3							
278.	Unger Ralf	1981	D-Röthenbach			15:07.29,6	9:24.56,8	(2)
9:00.00,0	6:07.29,6							
279.	Hollaus Lukas	1980	D-Nürnberg			15:07.59,5	9:25.26,7	(2)
7:07.59,5	8:00.00,0							

total: 279

(62) Masters

position	name	year	county	city	team	total	diff	aces
Stage1	Stage2							
1.	Bölts Udo	1966	D-Heltersberg		CRAFT - ROCKY MOUNTAIN Team	6:08.24,8	-----	(2)
2:52.25,6	3:15.59,2							
2.	Gerber Hansjürg	1966	Thun		bikeholiday.ch / acefactory	6:12.48,0	4.23,2	(2)
2:53.33,9	3:19.14,1							
3.	Wieltschnig Silvio	1973	A-St. Stefan/Gail		fitstore24 SC-Hermagor	6:17.08,2	8.43,4	(2)
2:53.37,2	3:23.31,0							
4.	Zorn Siegfried	1967	A-Mieders		Tem Serles	6:17.22,4	8.57,6	(2)
2:53.19,3	3:24.03,1							
5.	Bresser Carsten	1970	D-Rhodt		Craft - Rocky Mountain	6:21.20,6	12.55,8	(2)
2:57.17,6	3:24.03,0							
6.	Warter Anton	1972	A-Mitterberg		Rad.sport.szene Ausseerland	6:21.51,8	13.27,0	(2)
2:50.55,8	3:30.56,0							
7.	Biersack Markus	1973	D-Regensburg		Veloclub Ratisbona Regensburg	6:28.41,6	20.16,8	(2)
3:04.50,7	3:23.50,9							
8.	Guglberger Günter	1967	A-Telfes im Stubai		Team Serles	6:35.04,4	26.39,6	(2)
3:06.42,9	3:28.21,5							
9.	Manz Gerd	1972	D-Oberreichenbach		#TEAMadidas	6:37.21,0	28.56,2	(2)
3:09.00,4	3:28.20,6							
10.	Ehrmann Oswald	1973	D-Fahrenzhausen		toMotion Racing by black tusk	6:42.17,0	33.52,2	(2)
3:18.20,0	3:23.57,0							

Official timing and results by DATASPORT, CH-Gerlafingen
www.datasport.com for results, online registration, informations and news



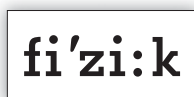
Bike Four Peaks 2015 - Bad Kleinkirchheim - Hermagor

date: 18.06.15
time: 16:25:25
page: 15

(62) Masters

position	name	year	county	city	team	total	diff	aces
Stage1	Stage2							
11.	Heytens Wouter	1969	B-Herk-de-Stad		Sportive Bike Team	6:49.11,8	40.47,0	(2)
3:14.24,6	3:34.47,2							
12.	Götze Danny	1974	D-Veckenstedt		NRT Protective	6:50.22,5	41.57,7	(2)
3:16.36,1	3:33.46,4							
13.	Urbancic Milan	1969	SLO-Bled		Team Kärnten Challenge	6:54.52,7	46.27,9	(2)
3:11.34,5	3:43.18,2							
14.	Steiert Martin	1969	Matzingen		bikewerkstatt.ch	6:55.22,7	46.57,9	(2)
3:19.18,8	3:36.03,9							
15.	Mara Bernd	1975	A-Maria Lankowitz		Crazy Cross Biker	6:59.19,0	50.54,2	(2)
3:15.44,2	3:43.34,8							
16.	Kiefer Haimo	1971	D-Frankfurt		jammernet	7:00.25,0	52.00,2	(2)
3:26.28,6	3:33.56,4							
17.	Körner Johannes	1975	A-Markt Piesting		RC Elektrotechnik Körner	7:00.25,6	52.00,8	(2)
3:15.54,0	3:44.31,6							
18.	Lang Michel	1975	D-Happurg		Polsterei Intech Bike Team	7:03.03,1	54.38,3	(2)
3:18.03,4	3:44.59,7							
19.	Standaert Sven	1974	B-Overmere		VCKVW	7:08.19,7	59.54,9	(2)
3:24.02,7	3:44.17,0							
20.	Hönigsberger Martin	1969	A-Markt Piesting		RC Elektrotechnik Körner	7:11.35,2	1:03.10,4	(2)
3:29.20,0	3:42.15,2							
21.	Trattler Franz	1971	D-Waging am See		Bike Sport Mayer Waging	7:11.55,3	1:03.30,5	(2)
3:24.43,7	3:47.11,6							
22.	Störi Roland	1966	Flawil		BIKECENTER FLAWIL	7:15.30,3	1:07.05,5	(2)
3:30.55,4	3:44.34,9							
23.	Iversen Ole	1973	DK-Holbæk		Holbæk Cykelsport	7:15.55,3	1:07.30,5	(2)
3:32.05,0	3:43.50,3							
24.	Herbrich Axel	1965	D-Kassel		FAHO ZG Kassel	7:16.52,0	1:08.27,2	(2)
3:31.39,9	3:45.12,1							
25.	Mang Heli	1968	A-Scheffau a.Tennengebirge		toMotion Racing by black tusk	7:17.04,7	1:08.39,9	(2)
3:34.22,4	3:42.42,3							
26.	Petersen Tommy	1975	DK-Kastrup		Team Ride4fun	7:18.08,0	1:09.43,2	(2)
3:30.56,2	3:47.11,8							
27.	Wechselberger Georg	1967	A-Mieders		Team Serles	7:18.19,6	1:09.54,8	(2)
3:20.14,4	3:58.05,2							
28.	Eckel Markus	1967	D-Bürstadt			7:19.51,8	1:11.27,0	(2)
3:34.17,6	3:45.34,2							
29.	Hohmann Marco	1968	D-Hünfeld		RSC Bimbach	7:20.06,0	1:11.41,2	(2)
3:28.24,4	3:51.41,6							
30.	Wouters Peter	1966	NL-Esbeek		Peerkes Bike Team	7:20.22,9	1:11.58,1	(2)
3:32.26,8	3:47.56,1							
31.	Gustafsson Orjan	1970	S-Tärnaby		Tärnaby	7:21.14,2	1:12.49,4	(2)
3:32.57,4	3:48.16,8							
32.	Brandstätter Markus	1974	A-Villach			7:26.22,7	1:17.57,9	(2)
3:31.12,0	3:55.10,7							
33.	Werf Marcus	1972	D-Althütte		Bike-Werf.de	7:26.25,0	1:18.00,2	(2)
3:37.45,7	3:48.39,3							
34.	Poulsen Claus	1975	DK-Silkeborg		MTBK-Silkeborg	7:26.43,2	1:18.18,4	(2)
3:33.00,8	3:53.42,4							
35.	Treur Reinier	1972	NL-Ugchelen		Peerkes Bike Team	7:26.52,4	1:18.27,6	(2)
3:44.03,2	3:42.49,2							

Official timing and results by DATASPORT, CH-Gerlafingen
www.datasport.com for results, online registration, informations and news



Bike Four Peaks 2015 - Bad Kleinkirchheim - Hermagor

date: 18.06.15
time: 16:25:25
page: 16

(62) Masters

position	name	year	county	city	team	total	diff	aces
Stage1	Stage2							
36.	Brakenhielm Carl	1971	Hochfelden		B2RS - BBT	7:26.57,8	1:18.33,0	(2)
3:37.10,2	3:49.47,6							
37.	Kocher Hannes	1971	A-Mariapfarr			7:30.21,3	1:21.56,5	(2)
3:31.35,3	3:58.46,0							
38.	Moschof Johannes	1965	D-Frankfurt		jammernet	7:31.59,5	1:23.34,7	(2)
3:44.00,2	3:47.59,3							
39.	Rudolph Frank	1973	D-Zwönitz		Team Stein-Bikes/RSV Erzgebirge	7:32.05,0	1:23.40,2	(2)
3:39.49,5	3:52.15,5							
40.	Robert Michel	1971	NL-Alkmaar			7:32.30,2	1:24.05,4	(2)
3:43.03,3	3:49.26,9							
41.	Kavan Marek	1967	CZ-Studeneves		TOI TOI Cykloklub Slany	7:33.55,0	1:25.30,2	(2)
3:41.48,2	3:52.06,8							
42.	Smit Arjan	1970	NL-Woerden		Smit Cycling Team	7:34.40,7	1:26.15,9	(2)
3:39.32,3	3:55.08,4							
43.	Neuhauser Ernst	1972	A-Pettenbach			7:35.14,5	1:26.49,7	(2)
3:36.16,8	3:58.57,7							
44.	Quinesser Markus	1975	A-Ferlach		pewag racing team	7:37.24,4	1:28.59,6	(2)
3:35.23,2	4:02.01,2							
45.	Ertl Werner	1975	A-Hainersdorf		Tsv-Bike-Total Hartberg	7:38.36,9	1:30.12,1	(2)
3:43.55,9	3:54.41,0							
46.	Mourik Ron	1966	NL-Geertruidenberg		Peerkes Bike Team	7:39.15,6	1:30.50,8	(2)
3:43.08,6	3:56.07,0							
47.	Haanraadts Gerlof	1971	NL-Apeldoorn		Peerkes Bike Team	7:39.31,4	1:31.06,6	(2)
3:50.46,0	3:48.45,4							
48.	Schweinberger Michael	1974	A-Neukirchen am Großvenediger		Schwein#s, skitourenwinter.at	7:40.12,5	1:31.47,7	(2)
3:48.32,1	3:51.40,4							
49.	Nikolaus Marius	1968	D-Kirkel			7:44.28,9	1:36.04,1	(2)
3:44.17,5	4:00.11,4							
50.	Larsen Anders Moller	1965	DK-Silkeborg		MTBK-Silkeborg - Team 3	7:45.53,0	1:37.28,2	(2)
3:45.20,4	4:00.32,6							
51.	Schwarz Thomas	1973	Bichwil			7:46.34,2	1:38.09,4	(2)
3:50.54,5	3:55.39,7							
52.	Kuzmin Koka	1967	SLO-Grize		90+	7:47.19,1	1:38.54,3	(2)
3:43.39,7	4:03.39,4							
53.	Bosler Hansjörg	1967	D-Hohenschäftlarn		MYF-FeineFahrräderTeamMünchen	7:47.34,5	1:39.09,7	(2)
3:46.45,8	4:00.48,7							
54.	Koch Patrick	1972	NL-Tholen		Backdraft MTB Team	7:48.18,8	1:39.54,0	(2)
3:44.20,4	4:03.58,4							
55.	Bächle Augustin	1966	D-Hausach		RSV Fischerbach Ritzelrockner	7:48.56,1	1:40.31,3	(2)
4:09.13,0	3:39.43,1							
56.	Weickel Tino	1972	D-Bensheim			7:53.48,7	1:45.23,9	(2)
4:00.23,8	3:53.24,9							
57.	Zauta Dirk	1967	Hochfelden		B2RS - BBT	7:55.19,9	1:46.55,1	(2)
3:45.04,8	4:10.15,1							
58.	Kuhnert Thomas	1974	D-Dresden		Hoblik - Racing	7:55.51,9	1:47.27,1	(2)
3:49.26,7	4:06.25,2							
59.	Christoffersen Per	1970	DK-Kastrup		Amar boy and Amar boy	7:56.22,3	1:47.57,5	(2)
3:54.45,1	4:01.37,2							
60.	Schouten Richard	1969	NL-Den Haag			7:56.42,7	1:48.17,9	(2)
3:48.56,6	4:07.46,1							

Official timing and results by DATASPORT, CH-Gerlafingen
www.datasport.com for results, online registration, informations and news

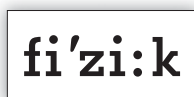
Bike Four Peaks 2015 - Bad Kleinkirchheim - Hermagor

date: 18.06.15
time: 16:25:25
page: 17

(62) Masters

position	name	year	county	city	team	total	diff	aces
Stage1	Stage2							
61.	Van der Bruggen Dominique	1969	B-Herzele		Alu-Team	7:58.18,1	1:49.53,3	(2)
3:48.56,4	4:09.21,7							
62.	Maier Gerhard	1967	A-Ferlach		pewag racing team	7:58.58,2	1:50.33,4	(2)
3:52.51,5	4:06.06,7							
63.	De Jong Guido	1974	NL-Apeldoorn		Peerkes Bike Team	7:59.43,0	1:51.18,2	(2)
3:53.39,5	4:06.03,5							
64.	Coppelmans Hans	1966	NL-EINDHOVEN		Backdraft MTB Team	8:02.15,9	1:53.51,1	(2)
3:53.24,4	4:08.51,5							
65.	Vettiger Roland	1971	Schwarzenbach SG		BIKECENTER FLAWIL	8:02.56,5	1:54.31,7	(2)
3:56.22,3	4:06.34,2							
66.	van den Wollenberg Nico	1970	NL-Hilversum			8:03.22,5	1:54.57,7	(2)
3:55.04,6	4:08.17,9							
67.	Kowatsch Manfred	1972	A-Seeboden		Kodu	8:03.59,3	1:55.34,5	(2)
3:53.31,0	4:10.28,3							
68.	Franke Daniel	1972	D-München		MYF-FeineFahrräderTeamMünchen	8:04.31,8	1:56.07,0	(2)
3:54.54,6	4:09.37,2							
69.	Körner Martin	1970	A-Markt Piesting		RC Elektrotechnik Körner	8:05.23,9	1:56.59,1	(2)
3:48.48,8	4:16.35,1							
70.	Ahmaniemi Samppa	1972	FI-Muurame		Kuntorihi MTB	8:05.30,1	1:57.05,3	(2)
3:55.28,0	4:10.02,1							
71.	Pater Erik	1969	NL-Heerhugowaard			8:05.38,5	1:57.13,7	(2)
3:56.25,1	4:09.13,4							
72.	Buitenhek Rene	1969	NL-Den Haag			8:06.10,0	1:57.45,2	(2)
3:59.23,0	4:06.47,0							
73.	Hartinger Horst	1971	A-Ebbs		Race Team Inntal Bike	8:06.40,1	1:58.15,3	(2)
3:58.54,1	4:07.46,0							
74.	Keller Mario	1973	Elgg			8:07.32,2	1:59.07,4	(2)
3:53.05,7	4:14.26,5							
75.	Ruis Erik	1971	NL-Dronten		Ruig Bikes / Agogo Benelux	8:07.44,2	1:59.19,4	(2)
4:02.44,5	4:04.59,7							
76.	Dommerbye Morten	1969	DK-Randers		MTB Randers	8:10.23,7	2:01.58,9	(2)
3:57.45,0	4:12.38,7							
77.	Schulte-Holtey Georg	1972	D-München			8:10.28,6	2:02.03,8	(2)
4:05.48,3	4:04.40,3							
78.	Gebhard Uwe	1967	D-Kösching		Zweirad Sitzmann	8:11.39,2	2:03.14,4	(2)
3:51.53,9	4:19.45,3							
79.	Mayer Mario	1973	A-Linz		50 Prozent	8:12.17,2	2:03.52,4	(2)
4:06.36,7	4:05.40,5							
80.	Goffin Michael	1971	D-Haar		toMotion Racing by black Tusk	8:12.33,8	2:04.09,0	(2)
4:07.29,1	4:05.04,7							
81.	Scholz Martin	1965	A-Stans		Radteam Tirol	8:12.47,0	2:04.22,2	(2)
4:02.55,3	4:09.51,7							
82.	Vandroogenbroeck Bart	1975	B-Merchtem		Granfondoteam.be	8:13.32,3	2:05.07,5	(2)
4:01.04,9	4:12.27,4							
83.	Majcen Urban	1975	SLO-Celje		CELJE-SLO	8:14.19,2	2:05.54,4	(2)
4:05.04,3	4:09.14,9							
84.	De Vries Lex	1970	NL-Twello		Peerkes Bike Team	8:15.24,0	2:06.59,2	(2)
3:54.51,7	4:20.32,3							
85.	Stevens Lucas	1969	NL-Heiloo			8:15.43,9	2:07.19,1	(2)
4:08.12,6	4:07.31,3							

Official timing and results by DATASPORT, CH-Gerlafingen
www.datasport.com for results, online registration, informations and news



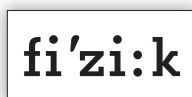
Bike Four Peaks 2015 - Bad Kleinkirchheim - Hermagor

date: 18.06.15
time: 16:25:25
page: 18

(62) Masters

position	name	year	county	city	team	total	diff	aces
Stage1	Stage2							
86.	Jochmann Marco	1972	D-Ingolstadt		Glocken Pro	8:16.48,5	2:08.23,7	(2)
3:58.28,5	4:18.20,0							
87.	Rübensaal Klaus	1965	D-Lichtenfels		Mr.Bike Lichtenfels	8:17.15,6	2:08.50,8	(2)
4:03.42,7	4:13.32,9							
88.	Mcavoy Seamus	1967	IRL-Newry		Peerkes Bike Team	8:17.40,3	2:09.15,5	(2)
4:08.36,0	4:09.04,3							
89.	Sman Axel	1969	NL-Drunen		Peerkes Bike Team	8:17.41,8	2:09.17,0	(2)
4:08.39,7	4:09.02,1							
90.	Snoeck Davy	1973	B-Kieldrecht			8:19.04,2	2:10.39,4	(2)
4:03.53,3	4:15.10,9							
91.	Perin Gernot	1972	A-Villach		Kärnten Sport	8:19.21,3	2:10.56,5	(2)
4:08.54,8	4:10.26,5							
92.	Hohengasser Thomas	1971	A-Seeboden		Radspport SAMPL Racing KTM	8:22.21,7	2:13.56,9	(2)
3:56.38,9	4:25.42,8							
93.	Weissengruber Michael	1970	A-Innertreffling		50 Prozent	8:22.35,6	2:14.10,8	(2)
4:07.03,0	4:15.32,6							
94.	Yderholm Larsen Peter	1970	DK-Copenhagen		Amar boy and Amar boy	8:23.33,8	2:15.09,0	(2)
4:14.32,7	4:09.01,1							
95.	Vater Dirk	1969	A-Grinzens		Bike-Point-Innsbruck	8:25.55,2	2:17.30,4	(2)
4:07.57,4	4:17.57,8							
96.	De Vylder Luc	1967	B-Kemzeke			8:26.24,5	2:17.59,7	(2)
4:09.25,8	4:16.58,7							
97.	Laslop Horst	1967	D-Wallerstädten		jammernet	8:26.51,5	2:18.26,7	(2)
4:08.26,7	4:18.24,8							
98.	Balslev Niels	1966	DK-Hornslet		Team Scaffco	8:27.24,1	2:18.59,3	(2)
4:07.53,9	4:19.30,2							
99.	Verraes Tom	1970	B-Heestert		Krierecrossers	8:30.01,9	2:21.37,1	(2)
4:14.20,2	4:15.41,7							
100.	Lambrichts Kurt	1971	B-Tongeren			8:30.45,4	2:22.20,6	(2)
4:15.21,4	4:15.24,0							
101.	Kleeberg Jan	1974	D-Pinnewitz		Zweirad Weser	8:32.03,2	2:23.38,4	(2)
4:11.04,2	4:20.59,0							
102.	Brünger Andreas	1965	D-Brilon		Nutrixxion	8:33.13,1	2:24.48,3	(2)
4:15.14,8	4:17.58,3							
103.	Christianen Edwin	1971	NL-Zundert		Tijn@Eddy	8:34.59,1	2:26.34,3	(2)
4:20.14,3	4:14.44,8							
104.	Soetemans Gert	1969	B-Haacht		The blue team	8:35.16,0	2:26.51,2	(2)
4:13.04,9	4:22.11,1							
105.	Sabro Peter	1971	DK-Greve		Team KGB	8:35.40,9	2:27.16,1	(2)
4:17.09,5	4:18.31,4							
106.	Köhler Andreas	1966	D-Laudenbach			8:35.58,8	2:27.34,0	(2)
4:07.37,5	4:28.21,3							
107.	Crombez Christophe	1971	B-Genval			8:37.23,5	2:28.58,7	(2)
4:18.17,9	4:19.05,6							
108.	Heijnen Maurice	1969	NL-Oirschot		Backdraft MTB Team	8:37.32,7	2:29.07,9	(2)
4:14.07,7	4:23.25,0							
109.	Lueckhof Jens	1974	D-Bensheim			8:38.37,3	2:30.12,5	(2)
4:12.02,9	4:26.34,4							
110.	Thiel Heiko	1967	D-Hollfeld		29er-Racing Team	8:38.46,0	2:30.21,2	(2)
4:18.46,1	4:19.59,9							

Official timing and results by DATASPORT, CH-Gerlafingen
www.datasport.com for results, online registration, informations and news



Bike Four Peaks 2015 - Bad Kleinkirchheim - Hermagor

(62) Masters

position	name	year	county	city	team	total	diff	aces
Stage1	Stage2							
111.	Schaub Eckhard	1966	D-Habichtswald		MTB-Verein Zierenberg	8:38.47,0	2:30.22,2	(2)
4:15.56,3	4:22.50,7							
112.	Bleibaum Thomas	1975	D-Aerzen		Spartakus Weserbergland	8:40.59,5	2:32.34,7	(2)
4:21.49,1	4:19.10,4							
113.	Denolf Siegfried	1967	B-Haacht		The blue team	8:41.07,7	2:32.42,9	(2)
4:12.43,1	4:28.24,6							
114.	Dürr Holger	1973	D-Ostelsheim		Garten Eden Racing Team	8:43.01,2	2:34.36,4	(2)
4:15.41,0	4:27.20,2							
115.	Rückner Felix	1973	D-Langenhagen			8:44.09,7	2:35.44,9	(2)
4:08.50,1	4:35.19,6							
116.	Hartog Sander	1972	NL-Alkmaar			8:44.37,0	2:36.12,2	(2)
4:21.17,2	4:23.19,8							
117.	Branescu Mike	1972	D-München		Glocken Pro	8:47.57,5	2:39.32,7	(2)
4:17.26,3	4:30.31,2							
118.	Jäger Roman	1971	A-Schwechat		Bike4EMC	8:48.13,8	2:39.49,0	(2)
4:13.29,9	4:34.43,9							
119.	Birnbaum Oliver	1966	D-Moers			8:48.24,3	2:39.59,5	(2)
4:27.38,0	4:20.46,3							
120.	Burke Ian	1974	IRL-Kildare			8:48.34,3	2:40.09,5	(2)
4:20.38,7	4:27.55,6							
121.	Scholz Volker	1971	D-München		Glöckchen	8:49.18,0	2:40.53,2	(2)
4:22.54,9	4:26.23,1							
122.	Brandt Rene	1973	DK-Fårup		MTB Randers	8:50.31,4	2:42.06,6	(2)
4:24.03,4	4:26.28,0							
123.	Taymans Jean-Pierre	1968	B-Geel			8:50.49,8	2:42.25,0	(2)
4:32.56,2	4:17.53,6							
124.	Keogh Brian	1967	IRL-Co Wicklow		moxie racers	8:51.07,3	2:42.42,5	(2)
4:20.06,7	4:31.00,6							
125.	Seljak Saso	1965	SLO-Dob		PipeLife	8:55.52,2	2:47.27,4	(2)
4:21.04,3	4:34.47,9							
126.	Sander Andreas	1972	D-Augsburg		Team Bergziege / VC-Lechhausen	8:58.06,3	2:49.41,5	(2)
4:21.31,2	4:36.35,1							
127.	Schmid Patrick	1974	A-Feldkirchen in Kärnten			8:58.33,3	2:50.08,5	(2)
4:23.28,5	4:35.04,8							
128.	Aben Michael	1971	D-Frankfurt am Main			9:00.38,2	2:52.13,4	(2)
4:31.53,7	4:28.44,5							
129.	Gijsens Tom	1967	B-Zele		the Mtb Company	9:01.21,5	2:52.56,7	(2)
4:29.21,5	4:32.00,0							
130.	Schuster Thomas	1966	D-Bretten			9:02.05,9	2:53.41,1	(2)
4:22.59,7	4:39.06,2							
131.	Groh Toralf	1975	Uitikon Waldegg		Quo Vadis	9:02.31,7	2:54.06,9	(2)
4:26.35,6	4:35.56,1							
132.	Bekhoej Mads	1965	DK-Egå		Team Scaffco	9:06.29,6	2:58.04,8	(2)
4:20.41,9	4:45.47,7							
133.	Mcconville Anthony	1973	GB-Lurgan		Irish warriors	9:06.35,2	2:58.10,4	(2)
4:24.29,3	4:42.05,9							
134.	Stumpf Julian-Tobias	1975	D-Salzgitter Bad		BadBikers MTB-Sport e.V.	9:06.37,5	2:58.12,7	(2)
4:23.25,5	4:43.12,0							
135.	Drach Günter	1974	A-Neuhofen an der Krems			9:08.47,7	3:00.22,9	(2)
4:32.49,3	4:35.58,4							

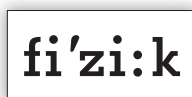
Bike Four Peaks 2015 - Bad Kleinkirchheim - Hermagor

date: 18.06.15
time: 16:25:26
page: 20

(62) Masters

position	name	year	county	city	team	total	diff	aces
Stage1	Stage2							
136.	Nießl Hubert	1969	D-Ihrlerstein			9:08.51,3	3:00.26,5	(2)
4:33.32,1	4:35.19,2							
137.	Van der Cruyssen Mario	1971	B-Lovendegem			9:09.36,5	3:01.11,7	(2)
4:35.01,9	4:34.34,6							
138.	Milich Ralf	1967	D-Herrenberg		TSK Schill GmbH	9:11.57,2	3:03.32,4	(2)
4:27.32,1	4:44.25,1							
139.	De Vos Stijn	1975	NL-Geldermalsen			9:12.31,8	3:04.07,0	(2)
4:28.49,1	4:43.42,7							
140.	Bjerring Paw	1969	DK-Rodovre		Team KGB	9:14.23,4	3:05.58,6	(2)
4:39.09,6	4:35.13,8							
141.	van de Weteringe Buijs Frank	1966	NL-Sint Pancras		Bike Action Alkmaar	9:18.36,3	3:10.11,5	(2)
4:35.18,7	4:43.17,6							
142.	Hoffmann Jürgen	1967	D-Hechingen		Killertal Rider	9:20.07,0	3:11.42,2	(2)
4:23.08,8	4:56.58,2							
143.	Hovdenak Frode	1972	N-Hvalstad		Hvalstad SK	9:20.10,2	3:11.45,4	(2)
4:40.00,2	4:40.10,0							
144.	Köhler Tobias	1971	D-Aerzen		Spartakus Weserbergland	9:20.22,0	3:11.57,2	(2)
4:46.30,4	4:33.51,6							
145.	Stevens Emiel	1971	NL-Westbeemster			9:20.23,0	3:11.58,2	(2)
4:27.27,7	4:52.55,3							
146.	Van Kesteren Gerben	1974	NL-Voorschoten			9:20.54,6	3:12.29,8	(2)
4:37.12,0	4:43.42,6							
147.	Visser Rob	1968	NL-Bergschenhoek		Team Maloja	9:22.37,0	3:14.12,2	(2)
4:39.22,0	4:43.15,0							
---	Van Zandvoort Sjon	1973	NL-Geffen			9:22.37,0	3:14.12,2	(2)
4:38.53,9	4:43.43,1							
149.	Höchst Christian	1971	D-Gröbenzell		CRAFT - ROCKY MOUNTAIN Team Friends	9:22.45,7	3:14.20,9	(2)
4:58.09,7	4:24.36,0							
150.	Van Wanrooij Joris	1975	NL-Geffen			9:22.48,4	3:14.23,6	(2)
4:39.04,2	4:43.44,2							
151.	Wikkerink Jan	1969	NL-Winterswijk-Miste		jan wikkerink	9:23.33,0	3:15.08,2	(2)
4:36.55,9	4:46.37,1							
152.	Wilson Michael	1968	IRL-Dundalk			9:26.04,2	3:17.39,4	(2)
4:33.29,1	4:52.35,1							
153.	Serneels Roald	1966	B-Brasschaat			9:27.48,9	3:19.24,1	(2)
4:42.02,2	4:45.46,7							
154.	Fanslau Tobias	1967	D-Hamel		Spartakus Weserbergland	9:28.12,6	3:19.47,8	(2)
4:39.12,9	4:48.59,7							
155.	Woudsma Roelof	1967	NL-Kuinre			9:29.49,3	3:21.24,5	(2)
4:35.13,3	4:54.36,0							
156.	Fellner Mario	1967	Oberglatt ZH		Chiemgau Biking	9:30.08,7	3:21.43,9	(2)
4:40.55,0	4:49.13,7							
157.	Stabl Roland	1971	A-Velden am Wörther See		Team Kärnten Challenge	9:32.58,9	3:24.34,1	(2)
4:43.31,5	4:49.27,4							
158.	Maja Marko	1974	FI-Säynätsalo		Kuntorihi MTB	9:33.26,5	3:25.01,7	(2)
4:50.11,3	4:43.15,2							
159.	Puranen Jarkko	1972	FI-Muurame		Kuntorihi MTB	9:33.26,8	3:25.02,0	(2)
4:50.12,3	4:43.14,5							
160.	Mueller Christian	1970	Arisdorf		Engadinsnow	9:33.37,9	3:25.13,1	(2)
4:46.47,5	4:46.50,4							

Official timing and results by DATASPORT, CH-Gerlafingen
www.datasport.com for results, online registration, informations and news



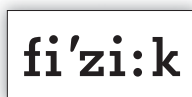
Bike Four Peaks 2015 - Bad Kleinkirchheim - Hermagor

date: 18.06.15
time: 16:25:26
page: 21

(62) Masters

position	name	year	county	city	team	total	diff	aces
Stage1	Stage2							
161.	Bischof Frank	1965	D-Belm			9:34.18,8	3:25.54,0	(2)
4:41.20,8	4:52.58,0							
162.	Schrittwieser Bernhard	1972	A-Bodensdorf,	Ossiacher See		9:34.51,0	3:26.26,2	(2)
4:39.54,2	4:54.56,8							
163.	Vergauwen Ivan	1970	B-Bornem			9:34.53,0	3:26.28,2	(2)
4:45.21,2	4:49.31,8							
164.	Gebel Robert	1968	Uitikon	Waldegg	Quo Vadis	9:35.35,9	3:27.11,1	(2)
4:33.36,1	5:01.59,8							
165.	Gastkemper Johan	1973	NL-Purmerend		Bike Action	9:36.04,1	3:27.39,3	(2)
5:03.20,5	4:32.43,6							
166.	Schouten Patrick	1973	NL-Alkmaar			9:37.02,6	3:28.37,8	(2)
4:44.52,3	4:52.10,3							
167.	Garvey Shane	1974	IRL-Dundalk		shane garvey	9:37.09,0	3:28.44,2	(2)
4:35.33,5	5:01.35,5							
168.	Krivec Andrej	1966	SLO-Celje		90+	9:37.26,7	3:29.01,9	(2)
4:49.04,0	4:48.22,7							
169.	Ruiter Arjan	1970	NL-De Rijp			9:37.28,9	3:29.04,1	(2)
4:49.49,5	4:47.39,4							
170.	Raes Dave	1975	B-Stekene		het verzet	9:38.22,9	3:29.58,1	(2)
4:43.17,2	4:55.05,7							
171.	De Vos Wessel	1971	NL-IJsselstein			9:39.49,0	3:31.24,2	(2)
4:56.03,6	4:43.45,4							
172.	Dorroch Robert	1969	D-Waging am See		Bike Sport Mayer Waging	9:46.03,2	3:37.38,4	(2)
4:53.32,5	4:52.30,7							
173.	Schoepf Peter	1967	D-Burladingen		Killertal Rider	9:47.06,3	3:38.41,5	(2)
4:48.49,9	4:58.16,4							
174.	Ströbel Steve	1967	D-Mülheim		CS-Pure Racing Team	9:47.51,0	3:39.26,2	(2)
4:40.37,8	5:07.13,2							
175.	O'Hagan Martin	1972	GB-Newry		Cuchulainn Cycling Club	9:49.46,5	3:41.21,7	(2)
4:50.10,7	4:59.35,8							
176.	Toft Christensen Claus	1972	DK-Danmark		TeamAlpha	9:50.30,9	3:42.06,1	(2)
5:04.32,8	4:45.58,1							
177.	Wagner Martin	1970	A-Wien			9:51.43,8	3:43.19,0	(2)
4:43.22,6	5:08.21,2							
178.	Brusis Heiko	1966	D-Gelsenkirchen		Haldenbiker	9:57.14,9	3:48.50,1	(2)
5:04.26,5	4:52.48,4							
179.	Trüschler Lutz	1968	D-Warendorf		Dangerriders	9:59.52,9	3:51.28,1	(2)
4:57.32,0	5:02.20,9							
180.	Sherer Lior	1969	ISR-Rosh-Haayin		CSC	10:00.30,8	3:52.06,0	(2)
5:02.51,8	4:57.39,0							
181.	Tivnan Desmond	1972	IRL-Blessington Co.	Wicklow	Team Cogs	10:00.40,5	3:52.15,7	(2)
4:52.00,6	5:08.39,9							
182.	Hamilton Greg	1966	USA-Billerica			10:00.46,6	3:52.21,8	(2)
5:01.00,0	4:59.46,6							
183.	Christ Oliver	1972	D-Heiligenhaus		CS Pure Racing Team	10:00.52,2	3:52.27,4	(2)
5:06.07,8	4:54.44,4							
184.	Wasserzier Matthias	1975	D-Bayreuth		29-er Racing Team	10:01.50,5	3:53.25,7	(2)
6:03.14,4	3:58.36,1							
185.	Lee Robert	1971	D-Weisendorf		FILTH AND FURY	10:01.59,6	3:53.34,8	(2)
5:02.13,2	4:59.46,4							

Official timing and results by DATASPORT, CH-Gerlafingen
www.datasport.com for results, online registration, informations and news



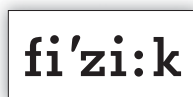
Bike Four Peaks 2015 - Bad Kleinkirchheim - Hermagor

date: 18.06.15
time: 16:25:26
page: 22

(62) Masters

position	name	year	county	city	team	total	diff	aces
Stage1	Stage2							
186.	Lella Michael	1967	D-Blumberg		Craft and friends	10:03.46,2	3:55.21,4	(2)
5:02.28,3	5:01.17,9							
187.	Hess Volker	1971	D-Gaildorf		CRAFT and Friends	10:05.54,8	3:57.30,0	(2)
5:04.35,1	5:01.19,7							
188.	Hell Martin	1971	D-Dettingen		Gaudibiker	10:09.17,4	4:00.52,6	(2)
5:09.21,0	4:59.56,4							
189.	Zandvliet Martijn	1971	B-Hoogstraten		Tijn&Eddy	10:11.11,1	4:02.46,3	(2)
4:57.21,6	5:13.49,5							
190.	Cabooter Alexander	1970	NL-Den Haag		Regium Batavum Crusta	10:11.57,0	4:03.32,2	(2)
5:05.45,6	5:06.11,4							
191.	Gauss Joachim	1966	D-Burladingen		Albrad Killertal Rider	10:13.37,7	4:05.12,9	(2)
5:13.50,7	4:59.47,0							
192.	Winslow Michael	1969	DK-Ringsted		Team Company-Cycling	10:13.54,0	4:05.29,2	(2)
5:00.57,0	5:12.57,0							
193.	Gerlach Ralph	1967	D-Ingeleben		Team Prowell Germany	10:14.59,4	4:06.34,6	(2)
5:05.28,3	5:09.31,1							
194.	Srutek René	1975	CZ-Horousanky		Fincentrum	10:15.09,5	4:06.44,7	(2)
5:15.49,2	4:59.20,3							
195.	Horstmann Ralf	1973	D-Paderborn		DROP * FROM TEAM;	10:15.25,9	4:07.01,1	(2)
5:18.12,2	4:57.13,7							
196.	Baudet Frank	1969	NL-Driebergen			10:15.55,4	4:07.30,6	(2)
4:40.21,1	5:35.34,3							
197.	Höhle Bernd	1967	D-Schauenburg		Kette rechts	10:15.59,5	4:07.34,7	(2)
5:00.23,1	5:15.36,4							
198.	Schröcker Jochen	1967	D-Stadtlauringen		Team Nonnensee	10:16.17,8	4:07.53,0	(2)
5:09.41,3	5:06.36,5							
199.	Schmidt Harald	1972	A-Perchtoldsdorf		Bike4EMC	10:19.43,8	4:11.19,0	(2)
4:53.56,8	5:25.47,0							
200.	Baresel Andreas	1975	D-Rosenheim		Stadtwerke Rosenheim Bike Team	10:21.31,5	4:13.06,7	(2)
5:06.22,3	5:15.09,2							
201.	Lang Andreas	1973	D-Idstein		RSV Idstein	10:22.22,1	4:13.57,3	(2)
5:28.45,5	4:53.36,6							
202.	Raschle Marcel	1968	Eggersriet		Biketeam Eggersriet	10:23.02,6	4:14.37,8	(2)
5:14.57,8	5:08.04,8							
203.	Schumacher Matthias	1973	D-München			10:26.11,9	4:17.47,1	(2)
5:04.48,1	5:21.23,8							
204.	Hulsbergen Jan	1970	NL-VUGHT		Bike Heart	10:28.06,9	4:19.42,1	(2)
5:22.01,8	5:06.05,1							
205.	Gallo Salvatore	1967	Ziefen		Engadinsnow	10:30.19,8	4:21.55,0	(2)
5:13.20,9	5:16.58,9							
206.	Van Rheenen Gertjan	1971	NL-Soesterberg		RWP Bilthoven	10:34.15,8	4:25.51,0	(2)
4:50.54,0	5:43.21,8							
207.	Geerinck Frank	1970	B-Zele		the MTB Company	10:42.04,1	4:33.39,3	(2)
5:20.48,6	5:21.15,5							
208.	Dolman Bert	1970	NL-Utrecht			10:49.01,8	4:40.37,0	(2)
5:23.12,4	5:25.49,4							
209.	Österreicher Ronald	1972	A-Wien			10:49.23,7	4:40.58,9	(2)
5:32.00,4	5:17.23,3							
210.	La Rooy Arjen	1974	NL-Alkmaar		Bike Action Alkmaar	10:52.49,1	4:44.24,3	(2)
5:13.54,2	5:38.54,9							

Official timing and results by DATASPORT, CH-Gerlafingen
www.datasport.com for results, online registration, informations and news

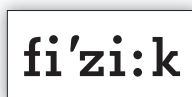


Bike Four Peaks 2015 - Bad Kleinkirchheim - Hermagor

(62) Masters

position	name	year	county	city	team	total	diff	aces
Stage1	Stage2							
211.	Valkenhoef Leon	1970	NL-Soesterberg		RWP Bilthoven	10:54.55,7	4:46.30,9	(2)
5:11.33,6	5:43.22,1							
212.	Wenzel Tobias	1967	D-Großrükerswalde			11:01.06,8	4:52.42,0	(2)
5:30.41,4	5:30.25,4							
213.	De Bruijne Ard	1967	NL-Houten			11:01.18,7	4:52.53,9	(2)
5:25.45,5	5:35.33,2							
214.	Lengers Ed	1967	NL-Alkmaar			11:01.48,9	4:53.24,1	(2)
5:35.19,2	5:26.29,7							
215.	Brouwer Sander	1971	NL-Oudorp			11:01.49,0	4:53.24,2	(2)
5:35.19,8	5:26.29,2							
216.	Den Ouden Marcel	1970	NL-Houten			11:01.55,2	4:53.30,4	(2)
5:26.19,6	5:35.35,6							
217.	Wakefield Ian	1967	GB-Norwich		Team Rexhepi	11:06.21,3	4:57.56,5	(2)
5:47.01,8	5:19.19,5							
218.	Schoenmaker Richard	1974	NL-Alkmaar		Bike Action Alkmaar	11:06.40,9	4:58.16,1	(2)
5:27.46,4	5:38.54,5							
219.	Partetzke Matthias	1971	D-Bad Iburg		TV Bad Iburg	11:06.46,6	4:58.21,8	(2)
5:32.20,5	5:34.26,1							
220.	Kjeldbjerg Kim Breck	1974	DK-Frederikssund		Snakecity Devils	11:09.05,5	5:00.40,7	(2)
5:20.01,3	5:49.04,2							
221.	Finger Reto	1972	D-Augsburg			11:15.46,7	5:07.21,9	(2)
5:49.28,3	5:26.18,4							
222.	Wurzinger Wolfgang	1973	A-Biedermannsdorf		PlusMinus	11:16.49,0	5:08.24,2	(2)
5:22.58,7	5:53.50,3							
223.	Dragoun Oliver	1975	A-Wien		team HILLINGER	11:16.52,7	5:08.27,9	(2)
5:43.01,6	5:33.51,1							
224.	Steinbrugger Andreas	1973	A-Purkersdorf		team HILLINGER	11:16.53,9	5:08.29,1	(2)
5:43.02,4	5:33.51,5							
225.	De Vos Koen	1968	B-Gent			11:17.37,3	5:09.12,5	(2)
5:40.46,2	5:36.51,1							
226.	Palm Soren	1968	DK-Kastrup		Team Ingolf	11:20.08,3	5:11.43,5	(2)
5:40.19,0	5:39.49,3							
227.	Nielsen Ole T.	1967	DK-Otterup		TeAlpha	11:20.31,9	5:12.07,1	(2)
5:31.27,7	5:49.04,2							
228.	Klauser Martin	1965	A-St. Pölten		decopoint	11:21.48,6	5:13.23,8	(2)
5:43.23,9	5:38.24,7							
229.	Fischer Michael	1973	Zürich			11:26.30,8	5:18.06,0	(2)
5:55.05,1	5:31.25,7							
230.	Rickus Frank	1973	D-Beltheim		Team Kurz Kurz	11:39.30,0	5:31.05,2	(2)
5:43.03,4	5:56.26,6							
231.	Petry Uwe	1966	D-Alterkülz		Team Kurz Kurz	11:39.31,6	5:31.06,8	(2)
5:43.04,6	5:56.27,0							
232.	Pfenning Andy	1972	D-Regensburg		dowe sportswear	11:39.44,0	5:31.19,2	(2)
5:45.42,7	5:54.01,3							
233.	Kopp Rainer	1966	D-Metzigen		CRAFT - ROCKY MOUNTAIN Team Friends	11:53.10,5	5:44.45,7	(2)
5:51.17,2	6:01.53,3							
234.	Baart René	1967	D-Schliersee		Craft and friends	12:02.28,2	5:54.03,4	(2)
6:01.57,0	6:00.31,2							
235.	Meinl Martin	1966	A-Wien		Bike4EMC	12:11.14,6	6:02.49,8	(2)
6:03.34,3	6:07.40,3							

Official timing and results by DATASPORT, CH-Gerlafingen
www.datasport.com for results, online registration, informations and news



Bike Four Peaks 2015 - Bad Kleinkirchheim - Hermagor

date: 18.06.15
time: 16:25:26
page: 24

(62) Masters

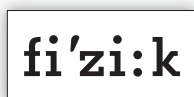
position	name	year	county	city	team	total	diff	aces
Stage1	Stage2							
236.	Grabnegger Norbert	1968	A-Feldkirchen in Kärnten			12:13.31,0	6:05.06,2	(2)
	5:59.02,1 6:14.28,9							
237.	Mannl Udo	1966	D-Stadtlauringen		Team Nonnensee	12:15.03,3	6:06.38,5	(2)
	6:11.01,9 6:04.01,4							
238.	Hofmann Matthias	1966	D-Schwerte		Dangerriders	12:17.15,4	6:08.50,6	(2)
	5:43.20,9 6:33.54,5							
239.	Büdenhölzer Björn	1966	D-Oldenburg			12:31.10,9	6:22.46,1	(2)
	4:31.10,9 8:00.00,0							
240.	Kempf Thomas	1968	D-Rüsselsheim		2 TK	12:35.26,0	6:27.01,2	(2)
	6:19.53,4 6:15.32,6							
241.	Redzepe Mursel	1965	GB-Reading		TEAM REXHEPI	12:45.05,2	6:36.40,4	(2)
	6:18.06,8 6:26.58,4							
242.	Wilke Norman	1968	D-Wolfeld		TEAM ICKE	12:47.32,5	6:39.07,7	(2)
	6:26.27,9 6:21.04,6							
243.	Hartwich Frank	1969	D-München		MYF-FeineFahrräderTeamMünchen	13:05.45,1	6:57.20,3	(2)
	6:41.58,2 6:23.46,9							
244.	Peisl Jason	1967	RSA-cape town		Swift Carbon	13:48.21,6	7:39.56,8	(2)
	9:00.00,0 4:48.21,6							
245.	Sillankorva Ilkka	1971	FI-Tuusula		Team KorsKa Finland	13:54.25,2	7:46.00,4	(2)
	7:20.35,2 6:33.50,0							

total: 245

(63) Grand Masters

position	name	year	county	city	team	total	diff	aces
Stage1	Stage2							
1.	Zörweg Heinz	1962	A-Gröbming		KTM Radsportszene Ausseerland	6:27.12,4	-----	(2)
	2:58.50,9 3:28.21,5							
2.	Braun Reinhard	1962	D-Fischerbach		RSV Fischerbach/Ritzelrockner	6:42.23,5	15.11,1	(2)
	3:07.48,3 3:34.35,2							
3.	Hoepperger Werner	1959	A-Flauring		Team Peto Zams	6:48.16,7	21.04,3	(2)
	3:10.00,7 3:38.16,0							
4.	Voll Ulrich	1962	D-Duisburg			6:53.24,4	26.12,0	(2)
	3:19.39,7 3:33.44,7							
5.	Rieser Marcel	1960	Wittenbach		Team Vesto	7:12.26,8	45.14,4	(2)
	3:27.54,1 3:44.32,7							
6.	Meusen Frank	1964	NL-Reuver		Backdraft MTB Team	7:13.58,8	46.46,4	(2)
	3:28.58,9 3:44.59,9							
7.	Schimpfössl Walter	1961	A-Breitenwang		s'Radhaus Lechaschau	7:18.24,8	51.12,4	(2)
	3:18.26,1 3:59.58,7							
8.	Aeberli Hanspeter	1958	Aeugstertal		Team velo-reichmuth.ch	7:18.43,1	51.30,7	(2)
	3:30.32,8 3:48.10,3							
9.	Schläpfer Reto	1959	Halden		Krapf Bike Wave	7:21.17,9	54.05,5	(2)
	3:33.31,4 3:47.46,5							
10.	Huber Josef	1961	D-Waging am See		Bike Sport Mayer Waging	7:23.17,3	56.04,9	(2)
	3:36.19,9 3:46.57,4							
11.	Schmitt Rolf	1962	D-Bensheim			7:34.11,0	1:06.58,6	(2)
	3:38.56,2 3:55.14,8							

Official timing and results by DATASPORT, CH-Gerlafingen
www.datasport.com for results, online registration, informations and news



Bike Four Peaks 2015 - Bad Kleinkirchheim - Hermagor

date: 18.06.15
time: 16:25:26
page: 25

(63) Grand Masters

position	name	year	county	city	team	total	diff	aces
Stage1	Stage2							
12.	Stolt Thomas	1959	S-Skärhamn			7:35.59,7	1:08.47,3	(2)
3:39.27,0	3:56.32,7							
13.	Heylen Paul	1962	B-Begijnendijk			7:39.57,4	1:12.45,0	(2)
3:52.18,5	3:47.38,9							
14.	Blaser Markus	1962	Aeugst a/A			7:41.23,9	1:14.11,5	(2)
3:44.44,6	3:56.39,3							
15.	Ferrari Pino	1956	Winkel		B2RS - BBT	7:42.37,8	1:15.25,4	(2)
3:46.31,2	3:56.06,6							
16.	Flechl Harald	1963	A-Zeltweg		Team Weissensee	7:43.35,2	1:16.22,8	(2)
3:43.36,7	3:59.58,5							
17.	Menzel Andreas	1959	D-Lichtenfels		Mr.Bike Lichtenfels	7:43.49,1	1:16.36,7	(2)
3:39.47,4	4:04.01,7							
18.	Strobl Alexander	1963	A-Saalfelden am Steinernen Meer		brandlhof.com	7:46.21,7	1:19.09,3	(2)
3:44.09,0	4:02.12,7							
19.	Buddingh Jack	1961	NL-Zaandam		Flachlanders Pro	7:50.20,9	1:23.08,5	(2)
3:44.18,1	4:06.02,8							
20.	Koch Rien	1962	NL-Steenbergen		Backdraft MTB Team	7:53.32,8	1:26.20,4	(2)
3:48.17,5	4:05.15,3							
21.	Reuter Manuel	1961	A-Saalfelden am Steinernen Meer		brandlhof.com	7:54.44,4	1:27.32,0	(2)
3:52.32,5	4:02.11,9							
22.	Flies Danny	1963	B-Londerzeel		free motion bikecenter	7:54.49,5	1:27.37,1	(2)
3:50.39,9	4:04.09,6							
23.	Zwyrtek Robert	1963	D-Großmehring		Zweirad Sitzmann	7:56.04,1	1:28.51,7	(2)
3:50.01,6	4:06.02,5							
24.	Binder Ingo	1961	D-Düsseldorf		Draht Binder Racing Team	7:58.29,8	1:31.17,4	(2)
3:53.03,6	4:05.26,2							
25.	Jesse Manfred	1965	A-Ebental, Kärnten			7:59.04,0	1:31.51,6	(2)
3:56.53,9	4:02.10,1							
26.	Wiesel Thomas	1965	D-Erlangen		#TEAMadidas	8:01.30,0	1:34.17,6	(2)
3:54.29,1	4:07.00,9							
27.	Lindgren Anders	1964	S-Tärnaby			8:05.21,7	1:38.09,3	(2)
4:00.45,6	4:04.36,1							
28.	Verschoor Rob	1965	NL-Laren			8:05.34,8	1:38.22,4	(2)
4:04.28,5	4:01.06,3							
29.	Bluska Andreas	1964	A-Wien		racebiker.at	8:09.37,2	1:42.24,8	(2)
3:53.39,0	4:15.58,2							
30.	Tofte Hans Erik	1960	N-Lillehammer		Overtoppen-Lillehammer	8:15.58,8	1:48.46,4	(2)
4:04.00,5	4:11.58,3							
31.	Nielsen Jorgen Bjerre	1959	DK-Kastrup		La Flamme Rouge	8:16.00,8	1:48.48,4	(2)
3:59.05,7	4:16.55,1							
32.	Hanisch Klaus-Dieter	1960	D-Dresden		Skiklub Dresden-Niedersedlitz	8:17.02,8	1:49.50,4	(2)
4:04.20,9	4:12.41,9							
33.	Hackl Wolfgang	1958	A-St. Pölten		racerholix	8:18.04,2	1:50.51,8	(2)
4:03.51,8	4:14.12,4							
34.	Normark Jan Juul	1960	DK-Breadstrup		MTBK-Silkeborg Team-2	8:20.29,8	1:53.17,4	(2)
4:06.01,7	4:14.28,1							
35.	Hansen Hans Verner	1960	DK-Silkeborg		MTBK-Silkeborg	8:21.07,8	1:53.55,4	(2)
4:06.42,5	4:14.25,3							
36.	Linden Peter	1964	D-Mastershausen		X-Sport Kastellaun	8:21.09,6	1:53.57,2	(2)
4:05.28,0	4:15.41,6							

Official timing and results by DATASPORT, CH-Gerlafingen
www.datasport.com for results, online registration, informations and news

Bike Four Peaks 2015 - Bad Kleinkirchheim - Hermagor

(63) Grand Masters

position	name	year	county	city	team	total	diff	aces
Stage1	Stage2							
37.	Hanke Andreas	1963	D-Lauf		Redheads Team	8:25.54,7	1:58.42,3	(2)
4:07.43,8	4:18.10,9							
38.	Ciarrocchi Enrico	1964	I-San Benedetto del Tronto (AP)		Pianeta Bici	8:26.02,9	1:58.50,5	(2)
3:59.59,2	4:26.03,7							
39.	Koller Karl	1958	A-Zirl		SK Rueckenwind Triathlon	8:26.29,2	1:59.16,8	(2)
4:07.39,4	4:18.49,8							
40.	Trummer Hans	1954	A-Innsbruck		RC Bike Point ARBÖ Innsbruck	8:30.21,8	2:03.09,4	(2)
4:08.02,7	4:22.19,1							
41.	Verswijvel Eric	1964	B-Vorselaar			8:33.48,7	2:06.36,3	(2)
4:17.36,7	4:16.12,0							
42.	Janbroers Ron	1961	NL-Zaandam			8:36.46,0	2:09.33,6	(2)
4:16.13,8	4:20.32,2							
43.	Münch Eckhardt	1964	D-München			8:38.22,4	2:11.10,0	(2)
4:04.51,2	4:33.31,2							
44.	Jakob Udo	1955	D-Ahnatal		con gas	8:44.37,7	2:17.25,3	(2)
4:18.02,5	4:26.35,2							
45.	Jonkers Roelof	1965	NL-Kuinre			8:49.20,7	2:22.08,3	(2)
4:28.47,2	4:20.33,5							
46.	Nijs Luc	1964	B-Langdorp		mtb team Langdorp	8:49.35,1	2:22.22,7	(2)
4:17.03,7	4:32.31,4							
47.	Kruijf De Stefan	1964	NL-wijk bij duurstede		fast en furious	8:55.41,9	2:28.29,5	(2)
4:15.47,4	4:39.54,5							
48.	Wolff Horst	1953	D-Grebenstein		MTB-Verein Zierenberg	8:58.26,3	2:31.13,9	(2)
4:29.36,6	4:28.49,7							
49.	Hauenstein Uli	1955	A-Salzburg		BIKEPALAST Salzburg	8:59.07,0	2:31.54,6	(2)
4:26.50,8	4:32.16,2							
50.	Holmberg Jan-Ove	1954	S-Uddevalle			9:00.40,3	2:33.27,9	(2)
4:28.48,5	4:31.51,8							
51.	Gschwendtner Sepp	1962	D-Holzkirchen		Redheads Team/RSLC Holzkirchen	9:04.47,9	2:37.35,5	(2)
4:45.54,2	4:18.53,7							
52.	Fortkamp Bart	1963	NL-Wijk bij Duurstede		Fast&Furious	9:07.03,6	2:39.51,2	(2)
4:29.06,6	4:37.57,0							
53.	Van der Velden Frans	1964	NL-Utrecht		RWP Bilthoven	9:08.07,4	2:40.55,0	(2)
4:34.03,3	4:34.04,1							
54.	Hilger Günter	1963	D-Bobingen			9:08.13,4	2:41.01,0	(2)
4:29.44,1	4:38.29,3							
55.	Müller Helmuth	1961	A-Kasten bei Böheimkirchen		brandlhof.com	9:12.01,2	2:44.48,8	(2)
4:21.37,3	4:50.23,9							
56.	Jansegers Paul	1960	B-Bornem			9:12.09,0	2:44.56,6	(2)
4:38.27,2	4:33.41,8							
57.	Kemmer Christoph	1960	D-Konstanz			9:13.43,7	2:46.31,3	(2)
4:28.08,9	4:45.34,8							
58.	Fillgert Frank	1962	D-Kamp-Lintfort			9:16.14,0	2:49.01,6	(2)
4:39.51,3	4:36.22,7							
59.	Rautenberg Frank	1965	D-München		Isarbiker	9:17.23,9	2:50.11,5	(2)
4:32.40,9	4:44.43,0							
60.	Van Hout Bart	1960	NL-Eindhoven		no country for old men	9:20.11,8	2:52.59,4	(2)
4:37.41,4	4:42.30,4							
61.	van den Broek Leon	1964	NL-Den Haag		Regium Batavum Crusta	9:22.48,2	2:55.35,8	(2)
4:39.00,5	4:43.47,7							

Official timing and results by DATASPORT, CH-Gerlafingen
www.datasport.com for results, online registration, informations and news

Bike Four Peaks 2015 - Bad Kleinkirchheim - Hermagor

(63) Grand Masters

position	name	year	county	city	team	total	diff	aces
Stage1	Stage2							
62.	Raschke Frank	1954	D-Müggenburg		Naturfreunde Deutschlands	9:23.07,0	2:55.54,6	(2)
4:39.44,4	4:43.22,6							
63.	Groenestege Bert	1963	NL-Kuinre		MTB Kuinre	9:23.49,0	2:56.36,6	(2)
4:38.56,8	4:44.52,2							
64.	Kunold Frank	1964	D-Schauenburg		MTB-Verein Zierenberg	9:25.07,8	2:57.55,4	(2)
4:36.18,2	4:48.49,6							
65.	Binder Thomas	1964	A-Mödling		Bike4EMC	9:26.33,4	2:59.21,0	(2)
4:40.28,3	4:46.05,1							
66.	Van Severen Paul	1963	B-Beervelde			9:26.59,0	2:59.46,6	(2)
4:45.11,6	4:41.47,4							
67.	Duckeck Guenter	1962	D-Penzberg			9:27.03,4	2:59.51,0	(2)
4:38.52,0	4:48.11,4							
68.	Amend Günter	1964	D-Frammersbach		AXA Team	9:27.57,7	3:00.45,3	(2)
4:54.25,6	4:33.32,1							
69.	Wehling Ralf	1959	D-Wuppertal			9:30.09,8	3:02.57,4	(2)
4:37.15,2	4:52.54,6							
70.	Deenen Fons	1954	NL-Oostelbeers		Peerkes Bike Team	9:32.58,3	3:05.45,9	(2)
4:47.09,2	4:45.49,1							
71.	Stöfelmayr Gerhard	1963	A-Wals bei Salzburg		CRAFT and friends	9:36.04,0	3:08.51,6	(2)
4:50.26,2	4:45.37,8							
72.	Mouton Ronny	1964	B-Adegem			9:38.40,7	3:11.28,3	(2)
4:56.54,4	4:41.46,3							
73.	Zuck Steffen	1965	D-Seibersbach		X-Sport Kastellaun	9:39.16,7	3:12.04,3	(2)
4:51.46,2	4:47.30,5							
74.	van den Schoor Leon	1955	NL-Den Bosch		no country for old men	9:41.30,4	3:14.18,0	(2)
4:44.43,1	4:56.47,3							
75.	Smits Pim	1964	NL-Hillegom		KSB	9:44.38,2	3:17.25,8	(2)
4:53.46,8	4:50.51,4							
76.	Mercks Heinz-Peter	1959	D-Berlin			9:48.12,5	3:21.00,1	(2)
4:48.21,1	4:59.51,4							
77.	Hetzl Eduard	1954	A-Kufstein		Bikestars Kufstein	9:48.41,8	3:21.29,4	(2)
4:46.55,9	5:01.45,9							
78.	Grebner Heinrich	1949	D-Burgkunstadt		Mr. Bike Lichtenfels	9:49.32,8	3:22.20,4	(2)
4:39.34,5	5:09.58,3							
79.	Weskamm Rüdiger	1955	D-Hamburg		Fast Lane Hamburg	9:51.21,9	3:24.09,5	(2)
4:54.10,2	4:57.11,7							
80.	Rosenkranz Günther	1958	A-Graz			9:51.56,6	3:24.44,2	(2)
4:50.39,9	5:01.16,7							
81.	Bache Thomas	1964	D-Hameln		Spartakus Weserbergland	9:55.26,0	3:28.13,6	(2)
5:02.32,7	4:52.53,3							
82.	Döring André	1964	D-Hannover		Team PIRATE	9:59.34,9	3:32.22,5	(2)
5:05.24,0	4:54.10,9							
83.	Mühl Walter	1963	D-Stadtlauringen		Team Nonnensee	10:07.26,4	3:40.14,0	(2)
5:09.50,3	4:57.36,1							
84.	De Jonge Paul	1962	NL-Eindhoven		no country for old men	10:14.36,8	3:47.24,4	(2)
5:02.55,7	5:11.41,1							
85.	Greco Frank	1964	D-Bexbach			10:17.07,9	3:49.55,5	(2)
5:11.48,2	5:05.19,7							
86.	van de Wiel Piet	1954	NL-Esbeek		Peerkes Bike Team	10:18.41,1	3:51.28,7	(2)
5:02.19,0	5:16.22,1							

Official timing and results by DATASPORT, CH-Gerlafingen
www.datasport.com for results, online registration, informations and news

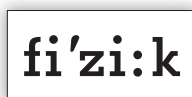
Bike Four Peaks 2015 - Bad Kleinkirchheim - Hermagor

date: 18.06.15
time: 16:25:26
page: 28

(63) Grand Masters

position	name	year	county	city	team	total	diff	aces
Stage1	Stage2							
87.	Krauss Gebhard	1955	A-Eggersriet		Biketeam Eggersriet	10:21.43,4	3:54.31,0	(2)
5:14.52,3	5:06.51,1							
88.	Krimm Olaf	1963	D-Olching		Glöckchen	10:23.05,9	3:55.53,5	(2)
5:07.31,6	5:15.34,3							
89.	Weber Guy	1963	L-Müllendorf			10:25.33,5	3:58.21,1	(2)
5:02.38,1	5:22.55,4							
90.	Weber Marc	1961	L-Mondercange			10:25.34,4	3:58.22,0	(2)
5:02.40,5	5:22.53,9							
91.	Sachs Dieter	1964	D-Partenstein		AXA-Team Frammersbach	10:27.49,3	4:00.36,9	(2)
5:09.23,2	5:18.26,1							
92.	Strunk Sascha	1964	D-Kassel		Kette rechts	10:29.00,7	4:01.48,3	(2)
5:15.34,8	5:13.25,9							
93.	Könemann Hinrich	1964	D-Kassel		Kette Rechts	10:29.04,4	4:01.52,0	(2)
5:15.35,9	5:13.28,5							
94.	Wittmann Andreas	1961	D-Altenkunstadt		Mr. Bike Lichtenfels	10:32.19,3	4:05.06,9	(2)
5:10.54,7	5:21.24,6							
95.	Schwarz Horst	1959	D-Zierenberg		MTB-Verein Zierenberg	10:34.13,5	4:07.01,1	(2)
5:14.25,9	5:19.47,6							
96.	van den Bergh Barry	1964	NL-Rijen		Peerkes Bike Team	10:35.13,6	4:08.01,2	(2)
5:24.28,7	5:10.44,9							
97.	Année Kris	1962	B-Zele		the MTB Company	10:42.02,5	4:14.50,1	(2)
5:20.47,6	5:21.14,9							
98.	Oeschger Tom	1952	Oberentfelden			10:42.18,0	4:15.05,6	(2)
5:15.06,1	5:27.11,9							
99.	Hansmann Thomas	1961	D-Wolfenbüttel		Kette rechts	10:50.23,5	4:23.11,1	(2)
5:20.58,3	5:29.25,2							
100.	Doree Norbert	1954	D-Norheim			10:50.42,7	4:23.30,3	(2)
5:19.58,0	5:30.44,7							
101.	Feichter Wolfgang	1962	A-Völkermarkt			10:53.33,6	4:26.21,2	(2)
5:14.55,4	5:38.38,2							
102.	Rasmussen Johnny	1956	DK-Frederikssund		Snakecity Devils	10:55.43,4	4:28.31,0	(2)
5:30.13,2	5:25.30,2							
103.	Weiner Ludger	1961	D-Rauen			10:56.47,0	4:29.34,6	(2)
5:30.59,2	5:25.47,8							
104.	Zettl Wolfgang	1962	A-Wien			10:57.53,6	4:30.41,2	(2)
5:23.32,5	5:34.21,1							
105.	Marfelt Kim	1962	DK-Slangerup		Snakecity Devils	11:00.05,1	4:32.52,7	(2)
5:33.15,3	5:26.49,8							
106.	Bosler Thomas	1961	A-Wien		MYF-FeineFahrräderTeamMünchen	11:20.45,0	4:53.32,6	(2)
5:47.48,6	5:32.56,4							
107.	Dagan Ron	1965	ISR-Halutz			11:25.53,5	4:58.41,1	(2)
5:41.49,6	5:44.03,9							
108.	Murphy Eamon	1960	GB-Newry			11:31.06,4	5:03.54,0	(2)
5:25.29,5	6:05.36,9							
109.	Schuster Ralf	1964	D-Neustadt		Bike-Guide-Pfalz.de	11:42.16,4	5:15.04,0	(2)
6:03.19,8	5:38.56,6							
110.	Walther Pierre	1963	D-Kassel		Kette rechts	11:47.18,1	5:20.05,7	(2)
5:53.43,7	5:53.34,4							
111.	Stibitzhofer Franz	1962	A-Wien		Bike4EMC	11:48.27,5	5:21.15,1	(2)
5:52.29,0	5:55.58,5							

Official timing and results by DATASPORT, CH-Gerlafingen
www.datasport.com for results, online registration, informations and news



Bike Four Peaks 2015 - Bad Kleinkirchheim - Hermagor

date: 18.06.15
time: 16:25:26
page: 29

(63) Grand Masters

position	name	year	county	city	team	total	diff	aces
Stage1	Stage2							
112.	Fjeldsoe Michael	1963	DK-Frederikssund		Snake City Devils	11:59.06,3	5:31.53,9	(2)
5:45.15,4	6:13.50,9							
113.	Weipert Ludwig	1958	D-Stadtlauringen		Team Nonnensee	12:14.59,4	5:47.47,0	(2)
6:10.59,1	6:04.00,3							
114.	Fiedler Thomas	1955	D-Würzburg		RSG Würzburg	12:25.29,2	5:58.16,8	(2)
4:25.29,2	8:00.00,0							
115.	Schuchter Philipp	1949	Teufen AR			12:52.39,4	6:25.27,0	(2)
6:29.49,1	6:22.50,3							
116.	Ghisla Renzo	1948	Goldach			12:52.41,3	6:25.28,9	(2)
6:29.52,0	6:22.49,3							
117.	Hektor Onno	1958	NL-Bilthoven			12:54.40,3	6:27.27,9	(2)
6:30.55,1	6:23.45,2							
118.	Dienersberger Robert	1964	D-Leipzig		MYF-FeineFahrräderTeamMünchen	13:05.46,2	6:38.33,8	(2)
6:41.59,2	6:23.47,0							
119.	Penc Herbert	1958	A-Wien		Bike4EMC	13:16.32,4	6:49.20,0	(2)
6:54.08,8	6:22.23,6							
120.	Homann Georg	1956	A-Maria Rain		im.puls sport	13:27.45,3	7:00.32,9	(2)
5:27.45,3	8:00.00,0							
121.	Weston Dave	1963	IRL-County Wicklow			14:18.17,5	7:51.05,1	(2)
6:18.17,5	8:00.00,0							

total: 121

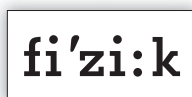
Bike Four Peaks 2015 - Hermagor - Tröpolach

date: 19.06.15
time: 16:37:22
page: 1

(50) Overall Women

position	name	year	county	city	team	total	diff	aces	bib
Stage1	Stage2	Stage3							
1.	Van Paassen Sanne	1988	NL-Vlierden		Specialized	10:48.43,6	-----	(3)	17
3:24.03,3	3:46.17,8	3:38.22,5							
2.	Hug Cornelia	1983	Amsoldingen		Crazy Velo Shop Scott	11:01.11,8	12.28,2	(3)	3
3:30.17,0	3:48.33,5	3:42.21,3							
3.	Tazreiter Angelika	1987	A-Althofen		SV Kürnberg	11:02.39,0	13.55,4	(3)	272
3:28.05,4	3:47.46,1	3:46.47,5							
4.	Genser Regina	1992	D-Weidenberg		CRAFT- ROCKY MOUNTAIN Team	11:20.20,7	31.37,1	(3)	4
3:35.19,9	3:49.38,4	3:55.22,4							
5.	Speck Erika	1988	Appenzell		Team Vesto/ RMC Appenzell	11:22.55,4	34.11,8	(3)	297
3:38.50,0	4:00.09,5	3:43.55,9							
6.	Weiss Veronika	1987	D-Tutzing		fi'zi:k / Superior Mio Wildschönau XC Team	11:42.13,3	53.29,7	(3)	78
3:45.37,4	4:01.20,5	3:55.15,4							
7.	Anderluh Natalija	1981	SLO-Celje		Bicikel.com prek Alp	11:46.54,4	58.10,8	(3)	128
3:45.21,5	4:01.18,9	4:00.14,0							
8.	Diesner Naima Madlen	1990	D-Gleichen		Kenda DMC Factory Team	12:03.21,5	1:14.37,9	(3)	247
3:54.25,2	4:08.41,1	4:00.15,2							
9.	Cseh Veronika	1970	H-Budapest		Bikemag- Alpinbike Team Endura	12:15.08,4	1:26.24,8	(3)	133
3:51.06,5	4:12.30,8	4:11.31,1							
10.	Stoiber Martina	1965	D-Ihrlerstein		Dr. Straube Cycling Team	12:15.42,0	1:26.58,4	(3)	379
3:54.29,2	4:11.25,4	4:09.47,4							
11.	Vreeswijk-Kelja Riikka	1968	NL-Gorinchem		Peerkes Bike Team	12:37.57,1	1:49.13,5	(3)	168
4:04.59,0	4:19.07,5	4:13.50,6							
12.	Roth Stephanie	1976	Flawil		Bikecenter Flawil	12:38.24,6	1:49.41,0	(3)	525
4:04.03,2	4:22.13,2	4:12.08,2							
13.	Eisenhut Käthy	1977	Rehetobel		Team Vesto	12:59.44,9	2:11.01,3	(3)	468
4:10.29,4	4:29.10,6	4:20.04,9							
14.	Witlox Lizzy	1995	NL-Eindhoven		SBJBiketeam	13:13.23,4	2:24.39,8	(3)	95
4:20.38,7	4:29.46,0	4:22.58,7							
15.	Galligan Sarah	1979	IRL-Dublin		Moxie racers	13:32.41,0	2:43.57,4	(3)	327
4:20.06,1	4:45.36,0	4:26.58,9							
16.	Krause Bianca	1971	D-Haan		Draht Binder Racing Team	13:33.15,6	2:44.32,0	(3)	232
4:17.55,6	4:42.54,7	4:32.25,3							
17.	Gorges Sara-Diane	1980	D-Weinheim		CRAFT- ROCKY MOUNTAIN Team Friends	13:39.10,4	2:50.26,8	(3)	106
4:42.43,1	4:25.37,8	4:30.49,5							
18.	Hartleb Nina	1980	D-Frechen		Draht Binder Racing Team	13:44.51,3	2:56.07,7	(3)	380
4:22.48,4	4:50.53,4	4:31.09,5							
19.	Schläpfer Annelies	1960	Halden		Krapf Bike Wave	13:45.26,2	2:56.42,6	(3)	410
4:27.09,3	4:40.17,1	4:37.59,8							
20.	Donner Martina	1975	A-Kötschach-Mauthen		Kelag Energy Team	13:46.30,6	2:57.47,0	(3)	403
4:30.02,6	4:45.23,5	4:31.04,5							
21.	Van Ede Ramona	1978	NL-De Bilt		Smit Cycling Team	13:50.51,5	3:02.07,9	(3)	181
4:35.40,4	4:38.18,4	4:36.52,7							
22.	Göttinger Lisa	1994	A-Tresdorf			13:56.48,9	3:08.05,3	(3)	759
4:37.11,1	4:50.56,9	4:28.40,9							
23.	Hemmerling Marion	1968	D-Hohenschäftlarn		MYF-FeineFahrräder TeamMünchen	14:01.03,3	3:12.19,7	(3)	497
4:33.41,4	4:44.24,0	4:42.57,9							
24.	Schoch Barbara	1978	Heiden		Team Vesto	14:01.06,6	3:12.23,0	(3)	469
4:39.24,9	4:44.37,0	4:37.04,7							
25.	Mahanj Birgit	1980	A-Braunau am Inn-Ranshofen		Team Weissensee	14:23.19,2	3:34.35,6	(3)	286
4:42.01,8	4:51.05,0	4:50.12,4							

Official timing and results by DATASPORT, CH-Gerlafingen
www.datasport.com for results, online registration, informations and news

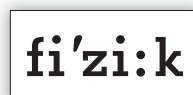


Bike Four Peaks 2015 - Tröpolach - Weissensee

(50) Overall Women

position	name	year	county	city	team	total	diff	aces	bib
Stage1	Stage2	Stage3	Stage4						
1.	Van Paassen Sanne	1988	NL-Vlierden		Specialized	14:21.00,2	-----	(4)	17
3:24.03,3	3:46.17,8	3:38.22,5	3:32.16,6						
2.	Tazreiter Angelika	1987	A-Althofen		SV Kürnberg	14:32.20,1	11.19,9	(4)	272
3:28.05,4	3:47.46,1	3:46.47,5	3:29.41,1						
3.	Hug Cornelia	1983	Amsoldingen		Crazy Velo Shop Scott	14:35.35,5	14.35,3	(4)	3
3:30.17,0	3:48.33,5	3:42.21,3	3:34.23,7						
4.	Genser Regina	1992	D-Weidenberg		CRAFT- ROCKY MOUNTAIN Team	14:58.59,6	37.59,4	(4)	4
3:35.19,9	3:49.38,4	3:55.22,4	3:38.38,9						
5.	Speck Erika	1988	Appenzell		Team Vesto/ RMC Appenzell	15:05.09,0	44.08,8	(4)	297
3:38.50,0	4:00.09,5	3:43.55,9	3:42.13,6						
6.	Weiss Veronika	1987	D-Tutting		fi'zi:k / Superior Mio Wildschönau XC Team	15:24.31,2	1:03.31,0	(4)	78
3:45.37,4	4:01.20,5	3:55.15,4	3:42.17,9						
7.	Anderluh Natalija	1981	SLO-Celje		Bicikel.com prek Alp	15:44.09,3	1:23.09,1	(4)	128
3:45.21,5	4:01.18,9	4:00.14,0	3:57.14,9						
8.	Diesner Naima Madlen	1990	D-Gleichen		Kenda DMC Factory Team	15:54.49,2	1:33.49,0	(4)	247
3:54.25,2	4:08.41,1	4:00.15,2	3:51.27,7						
9.	Stoiber Martina	1965	D-Ihrlerstein		Dr. Straube Cycling Team	16:12.19,6	1:51.19,4	(4)	379
3:54.29,2	4:11.25,4	4:09.47,4	3:56.37,6						
10.	Cseh Veronika	1970	H-Budapest		Bikemag- Alpinbike Team Endura	16:18.30,5	1:57.30,3	(4)	133
3:51.06,5	4:12.30,8	4:11.31,1	4:03.22,1						
11.	Roth Stephanie	1976	Flawil		Bikecenter Flawil	16:30.51,0	2:09.50,8	(4)	525
4:04.03,2	4:22.13,2	4:12.08,2	3:52.26,4						
12.	Vreeswijk-Kelja Riikka	1968	NL-Gorinchem		Peerkes Bike Team	16:34.55,8	2:13.55,6	(4)	168
4:04.59,0	4:19.07,5	4:13.50,6	3:56.58,7						
13.	Eisenhut Käthy	1977	Rehetobel		Team Vesto	17:11.04,6	2:50.04,4	(4)	468
4:10.29,4	4:29.10,6	4:20.04,9	4:11.19,7						
14.	Witlox Lizzy	1995	NL-Eindhoven		SBJBiketeam	17:19.24,0	2:58.23,8	(4)	95
4:20.38,7	4:29.46,0	4:22.58,7	4:06.00,6						
15.	Krause Bianca	1971	D-Haan		Draht Binder Racing Team	17:50.16,4	3:29.16,2	(4)	232
4:17.55,6	4:42.54,7	4:32.25,3	4:17.00,8						
16.	Gorges Sara-Diane	1980	D-Weinheim		CRAFT - ROCKY MOUNTAIN Team Friends	17:54.22,0	3:33.21,8	(4)	106
4:42.43,1	4:25.37,8	4:30.49,5	4:15.11,6						
17.	Galligan Sarah	1979	IRL-Dublin		Moxie racers	17:54.54,4	3:33.54,2	(4)	327
4:20.06,1	4:45.36,0	4:26.58,9	4:22.13,4						
18.	Hartleb Nina	1980	D-Frechen		Draht Binder Racing Team	18:05.45,7	3:44.45,5	(4)	380
4:22.48,4	4:50.53,4	4:31.09,5	4:20.54,4						
19.	Donner Martina	1975	A-Kötschach-Mauthen		Kelag Energy Team	18:18.57,7	3:57.57,5	(4)	403
4:30.02,6	4:45.23,5	4:31.04,5	4:32.27,1						
20.	Schläpfer Annelies	1960	Halden		Krapf Bike Wave	18:22.50,9	4:01.50,7	(4)	410
4:27.09,3	4:40.17,1	4:37.59,8	4:37.24,7						
21.	Hemmerling Marion	1968	D-Hohenschäftlarn		MYF-FeineFahrräderTeamMünchen	18:33.46,6	4:12.46,4	(4)	497
4:33.41,4	4:44.24,0	4:42.57,9	4:32.43,3						
22.	Schoch Barbara	1978	Heiden		Team Vesto	18:43.17,4	4:22.17,2	(4)	469
4:39.24,9	4:44.37,0	4:37.04,7	4:42.10,8						
23.	Mahanj Birgit	1980	A-Braunau am Inn-Ranshofen		Team Weissensee	19:08.12,5	4:47.12,3	(4)	286
4:42.01,8	4:51.05,0	4:50.12,4	4:44.53,3						
24.	Hell Birgit	1975	D-Dettingen		Gaudibiker	19:19.36,8	4:58.36,6	(4)	549
5:09.20,7	4:59.57,2	4:40.30,0	4:29.48,9						
25.	Pokobova Vladka	1980	B-Tongeren			19:20.41,5	4:59.41,3	(4)	717
4:59.58,5	4:50.10,5	4:49.14,1	4:41.18,4						

Official timing and results by DATASPORT, CH-Gerlafingen
www.datasport.com for results, online registration, informations and news

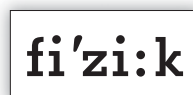


Bike Four Peaks 2015 - Tröpolach - Weissensee

(50) Overall Women

position	name	year	county	city	team	total	diff	aces	bib
Stage1	Stage2	Stage3	Stage4						
26.	Wagner Ulrike	1960	A-Graz			19:23.04,9	5:02.04,7	(4)	356
4:51.03,4	5:01.16,1	4:46.37,9	4:44.07,5						
27.	Winter Romana	1977	A-Wien		Team Sportordination	19:35.19,8	5:14.19,6	(4)	466
5:03.06,1	5:01.27,1	4:48.56,6	4:41.50,0						
28.	Kaldowski Martina	1977	Brütten			19:39.16,1	5:18.15,9	(4)	62
4:32.56,9	5:10.42,5	5:00.49,3	4:54.47,4						
29.	Schubert Simone	1977	D-Landshut		Soli Wartenberg/ Team Schauer	19:49.06,1	5:28.05,9	(4)	606
4:56.26,0	5:02.55,5	5:03.52,9	4:45.51,7						
30.	Göttinger Lisa	1994	A-Tresdorf			19:57.13,3	5:36.13,1	(4)	759
4:37.11,1	4:50.56,9	4:28.40,9	6:00.24,4						
31.	Salzgeber Michaela	1969	D-Heilbronn		Craft & Friends	19:57.59,9	5:36.59,7	(4)	26
4:57.45,7	4:59.41,5	5:10.15,8	4:50.16,9						
32.	Luttenberg Ranhilde	1988	NL-Den Haag		RWV De Spartaan	20:04.39,0	5:43.38,8	(4)	596
4:53.20,2	5:16.16,0	5:05.27,5	4:49.35,3						
33.	Hulsbergen Mariet	1973	NL-Vught		Bike Heart	20:21.34,0	6:00.33,8	(4)	516
5:22.01,6	5:07.50,1	5:14.33,2	4:37.09,1						
34.	Bütow Julia	1983	D-Paderborn		DROP * FROM TEAM;	20:21.53,4	6:00.53,2	(4)	541
5:18.12,3	4:57.13,8	5:19.20,4	4:47.06,9						
35.	Cwioro Tanja	1974	A-Paternion		Team Kärnten Challenge	20:25.14,5	6:04.14,3	(4)	101
5:23.58,4	5:19.44,6	4:56.41,3	4:44.50,2						
36.	Bastiaansen Tanja	1970	NL-Geertruidenberg		Peerkes Bike Team	20:42.43,6	6:21.43,4	(4)	44
5:24.27,8	5:13.05,7	5:23.38,8	4:41.31,3						
37.	Horn Verena	1983	A-Ferlach			21:09.13,8	6:48.13,6	(4)	697
5:03.41,2	5:13.58,1	5:20.52,7	5:30.41,8						
38.	Buchacher Christina	1988	A-Villach		Qloom Sports AG	21:45.42,8	7:24.42,6	(4)	175
5:24.58,8	5:30.27,4	5:28.54,1	5:21.22,5						
39.	Keohan Paula	1979	IRL-Dublin			22:05.03,5	7:44.03,3	(4)	186
5:29.41,9	5:48.16,4	5:16.54,5	5:30.10,7						
40.	Auerbach Iris	1959	D-Filderstadt		CRAFT - ROCKY MOUNTAIN Team Friends	22:29.24,2	8:08.24,0	(4)	107
5:43.54,9	5:42.40,7	5:35.39,0	5:27.09,6						
41.	Kießling Simone	1987	D-Benediktbeuern			22:33.16,9	8:12.16,7	(4)	187
5:47.32,4	5:43.19,7	5:35.13,4	5:27.11,4						
42.	Winters Bea	1967	NL-Wijk bij Duurstede		RWP Bilthoven	22:35.46,8	8:14.46,6	(4)	594
5:44.05,0	5:40.24,6	5:40.11,8	5:31.05,4						
43.	Nette Anja	1980	D-Bayreuth		29-er Racing Team	22:40.40,1	8:19.39,9	(4)	503
6:03.13,3	5:43.19,3	5:46.36,8	5:07.30,7						
44.	Schmidt Silke	1969	D-Untergruppenbach			22:53.16,7	8:32.16,5	(4)	183
5:49.26,8	5:40.18,7	6:02.50,8	5:20.40,4						
45.	Schiffer Christina	1971	D-Essen			23:30.43,1	9:09.42,9	(4)	723
5:50.12,0	5:55.08,4	5:59.19,9	5:46.02,8						
46.	Janz Jill Meike	1988	D-Babenhausen		CRAFT-ROCKY MOUNTAIN	23:33.40,2	9:12.40,0	(4)	98
5:45.06,0	6:02.05,8	5:48.18,3	5:58.10,1						
47.	Kopp Julia	1996	D-Metzingen		CRAFT - ROCKY MOUNTAIN Team Friends	24:16.51,2	9:55.51,0	(4)	491
5:51.18,3	6:02.05,5	6:25.08,2	5:58.19,2						
48.	Redzepi Kathleen	1968	GB-Reading		TEAM REXHEPI	25:05.28,1	10:44.27,9	(4)	460
6:18.06,3	6:26.57,5	6:13.52,6	6:06.31,7						
49.	Borchardt Tanja	1973	D-Roßtal		Svanja	25:36.33,4	11:15.33,2	(4)	445
6:24.39,9	6:07.33,4	6:37.29,8	6:26.50,3						
50.	Oswald Tanni	1970	D-Landsberg		SCOTT-RC-BAYERN	26:15.10,7	11:54.10,5	(4)	599
6:49.56,6	6:22.46,4	6:48.38,1	6:13.49,6						

Official timing and results by DATASPORT, CH-Gerlafingen
www.datasport.com for results, online registration, informations and news



Bike Four Peaks 2015 - Tröpolach - Weissensee

date: 20.06.15
time: 16:26:48
page: 3

(50) Overall Women

position	name	year	county	city	team	total	diff	aces	bib
Stage1	Stage2	Stage3	Stage4						
51.	Thannheimer Bettina	1985	D-Kempton		RSC AUTO BROSCH Kempton	26:44.58,0	12:23.57,8	(4)	261
5:22.15,6	5:32.42,4	7:50.00,0	8:00.00,0						

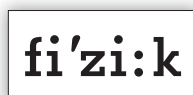
total: 51

Bike Four Peaks 2015 - Tröpolach - Weissensee

(60) Overall Men

position	name	year	county	city	team	total	diff	aces	bib
Stage1	Stage2	Stage3	Stage4						
1.	Ragnoli Juri	1988	I-Rodengo Saiano (BS)		Team Scott	11:29.53,1	-----	(4)	41
2:29.54,1	3:12.38,7	2:49.38,6	2:57.41,7						
2.	Sauser Christoph	1976	Sigriswil		Specialized Racing	11:35.25,9	5.32,8	(4)	1
2:34.37,2	3:12.38,3	2:49.38,2	2:58.32,2						
3.	Hochenwarter Uwe	1986	A-Kirchbach		Team BIKEARENA Obertraun	11:37.56,1	8.03,0	(4)	12
2:34.46,0	3:12.38,6	2:52.34,3	2:57.57,2						
4.	Leisling Matthias	1988	D-Bad Tölz		Team TEXPA-SIMPLON	11:41.48,3	11.55,2	(4)	2
2:37.31,2	3:12.42,3	2:54.07,3	2:57.27,5						
5.	Platt Karl	1978	D-Osthofen		Team BULLS	11:46.28,8	16.35,7	(4)	13
2:38.50,8	3:13.29,0	2:55.35,9	2:58.33,1						
6.	Schöggel David	1985	A-Eibiswald		KTM RAD.SPORT.SZENE Ausseerland	11:50.00,8	20.07,7	(4)	10
2:38.19,5	3:13.00,1	2:57.23,2	3:01.18,0						
7.	Thaler Guido	1982	A-Nassereith		CRAFT - ROCKY MOUNTAIN Team	11:54.19,1	24.26,0	(4)	22
2:39.17,4	3:13.03,0	2:59.36,9	3:02.21,8						
8.	Schneidawind Christian	1982	D-Haßfurt		Team TEXPA-SIMPLON	12:00.43,0	30.49,9	(4)	16
2:47.32,4	3:13.36,9	3:02.07,1	2:57.26,6						
9.	Mayer Wolfgang	1983	D-Murg		Team TEXPA-SIMPLON	12:00.53,9	31.00,8	(4)	30
2:46.00,2	3:17.45,2	2:59.41,7	2:57.26,8						
10.	Weisenseel Jochen	1993	D-Schweinfurt		CRAFT - ROCKY MOUNTAIN Team	12:05.03,4	35.10,3	(4)	20
2:44.04,1	3:16.00,8	3:03.37,6	3:01.20,9						
11.	Wagner Johannes	1991	D-Lützelbach		Team TEXPA-SIMPLON	12:05.06,5	35.13,4	(4)	29
2:38.35,8	3:12.59,1	3:15.41,3	2:57.50,3						
12.	Islitzer Lukas	1991	A-Gosau		CRAFT - ROCKY MOUNTAIN Team	12:05.34,9	35.41,8	(4)	25
2:50.10,8	3:12.59,7	3:01.15,0	3:01.09,4						
13.	Sahm Stefan	1976	D-Mössingen		Team BULLS	12:07.37,6	37.44,5	(4)	14
2:44.54,6	3:13.29,3	3:05.18,6	3:03.55,1						
14.	Cleppe Wouter	1977	H-Budapest		Team Freerider.ro	12:07.47,3	37.54,2	(4)	282
2:47.55,1	3:16.48,3	3:01.56,9	3:01.07,0						
15.	Van der Werf Rob	1983	NL-Gilze		Backdraft MTB Team	12:10.14,9	40.21,8	(4)	126
2:48.05,5	3:19.13,6	3:02.04,7	3:00.51,1						
16.	Schütz André	1991	D-Gries		Team TEXPA-SIMPLON	12:17.43,6	47.50,5	(4)	27
2:52.09,2	3:15.57,8	3:04.02,8	3:05.33,8						
17.	Bölts Udo	1966	D-Heltersberg		CRAFT - ROCKY MOUNTAIN Team	12:18.00,2	48.07,1	(4)	18
2:52.25,6	3:15.59,2	3:04.30,0	3:05.05,4						
18.	Färberböck Mario	1983	A-Anthering		BIKEPALAST Salzburg	12:18.51,4	48.58,3	(4)	70
2:54.23,4	3:16.48,1	3:03.01,1	3:04.38,8						
19.	Hofer Franz	1981	I-Volser Aicha (BZ)		Team Scott	12:22.04,5	52.11,4	(4)	40
2:51.23,5	3:13.28,1	3:19.50,8	2:57.22,1						
20.	Gerber Hansjürg	1966	Thun		bikeholiday.ch / acefactory	12:25.30,6	55.37,5	(4)	6
2:53.33,9	3:19.14,1	3:08.00,1	3:04.42,5						
21.	Wieltschnig Silvio	1973	A-St. Stefan/Gail		fitstore24 SC-Hermagor	12:31.29,9	1:01.36,8	(4)	9
2:53.37,2	3:23.31,0	3:07.48,4	3:06.33,3						
22.	Zorn Manuel	1984	A-Mieders		Team Serles	12:35.18,4	1:05.25,3	(4)	88
2:53.53,7	3:19.42,6	3:09.47,7	3:11.54,4						
23.	Intravaia Marco	1987	D-Herdecke		CRAFT - ROCKY MOUNTAIN Team Experts	12:35.55,8	1:06.02,7	(4)	24
2:58.52,2	3:19.42,4	3:10.41,4	3:06.39,8						
24.	Deutschendorf Andreas	1978	D-Lenggries		CRAFT - ROCKY MOUNTAIN Team Experts	12:42.10,2	1:12.17,1	(4)	99
2:55.57,9	3:24.02,6	3:10.53,8	3:11.15,9						
25.	Reiser Marcel	1986	D-Kempton		RSC AUTO BROSCH Kempton	12:42.48,5	1:12.55,4	(4)	262
2:58.52,4	3:23.06,7	3:16.37,1	3:04.12,3						

Official timing and results by DATASPORT, CH-Gerlafingen
www.datasport.com for results, online registration, informations and news

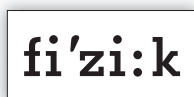


Bike Four Peaks 2015 - Tröpolach - Weissensee

(60) Overall Men

position	name	year	county	city	team	total	diff	races	bib
Stage1	Stage2	Stage3	Stage4						
26.	Warter Anton	1972	A-Mitterberg		KTM RAD.SPORT.SZENE Ausseerland	12:42.58,7	1:13.05,6	(4)	96
2:50.55,8	3:30.56,0	3:10.59,0	3:10.07,9						
27.	Hardter Uwe	1977	D-Münsingen		Team TEXPA-SIMPLON	12:43.44,7	1:13.51,6	(4)	15
2:59.15,4	3:15.55,5	3:26.12,3	3:02.21,5						
28.	Zorn Siegfried	1967	A-Mieders		Team Serles	12:44.35,9	1:14.42,8	(4)	299
2:53.19,3	3:24.03,1	3:15.19,1	3:11.54,4						
29.	Hochmüller Christoph	1990	A-Graz		Radclub Arbö Griffen/IMPULS Sport	12:45.03,1	1:15.10,0	(4)	258
3:01.14,1	3:25.28,9	3:09.15,3	3:09.04,8						
30.	Biersack Markus	1973	D-Regensburg		Veloclub Ratisbona Regensburg	12:49.35,1	1:19.42,0	(4)	8
3:04.50,7	3:23.50,9	3:10.57,6	3:09.55,9						
31.	Hagspiel Elias	1994	A-Hittisau		Protective Bike Wear	12:49.38,0	1:19.44,9	(4)	100
2:54.28,2	3:29.41,8	3:15.20,8	3:10.07,2						
32.	Schmittmann Tobias	1988	D-Haina		EGF Bunstruth Racing	12:53.09,7	1:23.16,6	(4)	77
2:59.53,1	3:23.56,2	3:19.17,5	3:10.02,9						
33.	Nipperdey Johannes	1989	D-Ellrich		NRT Protective	12:59.47,1	1:29.54,0	(4)	82
3:01.09,5	3:23.59,5	3:19.36,6	3:15.01,5						
34.	Bresser Carsten	1970	D-Rhodt		Craft - Rocky Mountain	13:04.59,7	1:35.06,6	(4)	97
2:57.17,6	3:24.03,0	3:23.18,0	3:20.21,1						
35.	Carstens Sven	1990	D-Kirchheim		Best-Bike-Parts/BurTec	13:05.55,6	1:36.02,5	(4)	66
3:07.27,2	3:24.35,8	3:21.19,2	3:12.33,4						
36.	Zörweg Heinz	1962	A-Gröbmung		KTM Radsportszene Ausseerland	13:07.34,2	1:37.41,1	(4)	5
2:58.50,9	3:28.21,5	3:20.56,4	3:19.25,4						
37.	Manz Gerd	1972	D-Oberreichenbach		#TEAMadidas	13:09.02,8	1:39.09,7	(4)	213
3:09.00,4	3:28.20,6	3:16.41,3	3:15.00,5						
38.	Carl Norman	1980	D-München		NRT Protective	13:09.15,7	1:39.22,6	(4)	159
3:09.12,9	3:24.29,5	3:21.14,5	3:14.18,8						
39.	Hartmann Andreas	1991	D-Bad Reichenhall		CRAFT - ROCKY MOUNTAIN Team	13:10.16,7	1:40.23,6	(4)	23
2:43.40,3	3:14.38,3	4:05.35,6	3:36.22,5						
40.	Guglberger Günter	1967	A-Telfes im Stubai		Team Serles	13:11.51,3	1:41.58,2	(4)	89
3:06.42,9	3:28.21,5	3:20.55,6	3:15.51,3						
41.	Kreuchler Christian	1985	D-Alach		r2-bike.com MTB RACING	13:15.29,1	1:45.36,0	(4)	43
3:07.31,4	3:37.58,9	3:04.22,1	3:25.36,7						
42.	Eder Robert	1986	A-Spittal an der Drau		Bigtime Sport Maishofen	13:16.35,9	1:46.42,8	(4)	218
3:01.00,1	3:30.27,1	3:15.26,3	3:29.42,4						
43.	Beers Matthew	1994	RSA-cape town		Squirt	13:19.13,9	1:49.20,8	(4)	494
3:05.54,3	3:21.25,2	3:48.28,5	3:03.25,9						
44.	Braun Reinhard	1962	D-Fischerbach		RSV Fischerbach/Ritzelrockner	13:21.24,3	1:51.31,2	(4)	7
3:07.48,3	3:34.35,2	3:22.55,6	3:16.05,2						
45.	Lindic Primoz	1979	SLO-Celje		Bicikel.com prek Alp	13:21.41,7	1:51.48,6	(4)	67
3:09.45,0	3:33.52,9	3:21.04,7	3:16.59,1						
46.	Timmer Pault	1986	NL-Gasselte		Team Egberts	13:24.26,0	1:54.32,9	(4)	281
3:08.53,4	3:36.11,1	3:21.03,6	3:18.17,9						
47.	Zorn Armin	1988	A-Mieders		Team Serles	13:25.15,6	1:55.22,5	(4)	490
3:10.23,6	3:30.32,1	3:24.53,4	3:19.26,5						
48.	Amhof Philipp	1980	Bülach		B2RS - BBT	13:26.32,4	1:56.39,3	(4)	119
3:13.16,6	3:34.42,1	3:19.26,1	3:19.07,6						
49.	Monese Phetsetso	1984	LES-Maseru		Lesotho Sky - Alliance	13:29.59,9	2:00.06,8	(4)	250
3:05.56,8	3:43.18,5	3:25.27,0	3:15.17,6						
50.	Tanzer Manuel	1981	D-Garmisch-Partenkirchen		Sponser Sport Food - 4Lynni&4llvy	13:30.33,8	2:00.40,7	(4)	442
3:07.10,5	3:33.34,9	3:32.08,2	3:17.40,2						

Official timing and results by DATASPORT, CH-Gerlafingen
www.datasport.com for results, online registration, informations and news



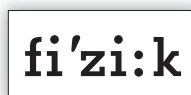
Bike Four Peaks 2015 - Tröpolach - Weissensee

date: 20.06.15
time: 16:26:48
page: 6

(60) Overall Men

position	name	year	county	city	team	total	diff	races	bib
Stage1	Stage2	Stage3	Stage4						
51.	Heytens Wouter	1969	B-Herk-de-Stad		Sportive Bike Team	13:34.18,5	2:04.25,4	(4)	271
3:14.24,6	3:34.47,2	3:26.00,1	3:19.06,6						
52.	Emmerik Michael	1983	NL-Alkmaar		Bike Action Alkmaar	13:36.02,0	2:06.08,9	(4)	131
3:17.59,1	3:35.34,8	3:24.38,4	3:17.49,7						
53.	Boss Marcel	1980	St. Stephan		sputnik-bikeshop.ch	13:36.34,7	2:06.41,6	(4)	443
3:08.59,4	3:43.26,8	3:24.40,2	3:19.28,3						
54.	Hoepperger Werner	1959	A-Flauring		Team Peto Zams	13:37.51,7	2:07.58,6	(4)	86
3:10.00,7	3:38.16,0	3:29.12,9	3:20.22,1						
55.	Urbancic Milan	1969	SLO-Bled		Team Kärnten Challenge	13:40.34,6	2:10.41,5	(4)	85
3:11.34,5	3:43.18,2	3:25.02,1	3:20.39,8						
56.	Götze Danny	1974	D-Veckenstedt		NRT Protective	13:43.25,8	2:13.32,7	(4)	161
3:16.36,1	3:33.46,4	3:29.21,2	3:23.42,1						
57.	Ehrmann Oswald	1973	D-Fahrenzhausen		toMotion Racing by black tusk	13:43.39,4	2:13.46,3	(4)	35
3:18.20,0	3:23.57,0	3:46.18,6	3:15.03,8						
58.	Vonk Sander	1981	A-Salzburg		Peerkes Bike Team	13:45.08,8	2:15.15,7	(4)	46
3:21.20,1	3:34.32,6	3:26.01,5	3:23.14,6						
59.	Müller Eric	1989	D-Haßloch		CRAFT - ROCKY MOUNTAIN Team Experts	13:45.27,9	2:15.34,8	(4)	55
3:19.54,2	3:35.05,3	3:29.49,6	3:20.38,8						
60.	Heylen Keith	1990	B-Boischot		MTB Heylen	13:45.48,8	2:15.55,7	(4)	81
3:26.48,0	3:33.38,1	3:26.06,5	3:19.16,2						
61.	Klocke Gerald	1984	D-Wernigerode		NRT Protective	13:46.24,9	2:16.31,8	(4)	160
3:19.25,1	3:36.07,2	3:26.06,7	3:24.45,9						
62.	Kohl Hannes	1988	D-Hersbruck		Polsterei Intech Bike Team	13:47.15,2	2:17.22,1	(4)	424
3:16.55,6	3:35.33,9	3:29.02,6	3:25.43,1						
63.	Elsässer Daniel	1979	D-Mömbris		Team Bikestore RACE WORX // Pekafit	13:48.16,7	2:18.23,6	(4)	64
3:14.21,6	3:33.50,5	3:29.27,8	3:30.36,8						
64.	Steckler Kristian	1987	D-Hemhofen		CRAFT - ROCKY MOUNTAIN Team Experts	13:49.34,1	2:19.41,0	(4)	56
3:15.11,5	3:43.44,8	3:29.47,1	3:20.50,7						
65.	Steiert Martin	1969	Matzingen		bikewerkstatt.ch	13:49.43,1	2:19.50,0	(4)	73
3:19.18,8	3:36.03,9	3:30.23,5	3:23.56,9						
66.	Kainz Matej	1976	SLO-Petrovce		Bicikel.com prek Alp	13:49.46,5	2:19.53,4	(4)	129
3:14.30,5	3:44.31,6	3:29.19,0	3:21.25,4						
67.	Bank Christian	1989	D-Großlohra		NRT Protective	13:51.57,0	2:22.03,9	(4)	83
3:18.16,7	3:33.46,4	3:32.09,3	3:27.44,6						
68.	Kiefer Haimo	1971	D-Frankfurt		jammernet	13:52.00,5	2:22.07,4	(4)	80
3:26.28,6	3:33.56,4	3:29.06,1	3:22.29,4						
69.	Mosser Raphael	1994	A-Sankt Stefan		ASVÖ ÖAMTC SC Hermagor	13:52.29,2	2:22.36,1	(4)	216
3:16.46,3	3:39.21,5	3:33.01,8	3:23.19,6						
70.	Locher Marcel	1981	Neftenbach		Muscheltaucher	13:53.00,6	2:23.07,5	(4)	420
3:22.58,0	3:38.46,5	3:32.09,2	3:19.06,9						
71.	Verboven Jan	1980	B-Westerlo		4Bikes MTB team	14:01.29,7	2:31.36,6	(4)	117
3:15.53,9	3:42.52,9	3:34.20,5	3:28.22,4						
72.	Leavy Grant	1980	GB-Swansea		Unity Cycleworks / Loco Tuning	14:01.57,0	2:32.03,9	(4)	296
3:20.54,6	3:37.09,8	3:38.59,2	3:24.53,4						
73.	Mara Bernd	1975	A-Maria Lankowitz		Crazy Cross Biker	14:03.01,2	2:33.08,1	(4)	225
3:15.44,2	3:43.34,8	3:37.12,6	3:26.29,6						
74.	Körner Johannes	1975	A-Markt Piesting		RC Elektrotechnik Körner	14:03.26,5	2:33.33,4	(4)	432
3:15.54,0	3:44.31,6	3:33.33,0	3:29.27,9						
75.	Standaert Sven	1974	B-Overmere		VCKVW	14:03.32,1	2:33.39,0	(4)	298
3:24.02,7	3:44.17,0	3:32.34,8	3:22.37,6						

Official timing and results by DATASPORT, CH-Gerlafingen
www.datasport.com for results, online registration, informations and news

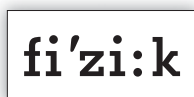


Bike Four Peaks 2015 - Tröpolach - Weissensee

(60) Overall Men

position	name	year	county	city	team	total	diff	aces	bib
Stage1	Stage2	Stage3	Stage4						
76.	Keitzel Gunnar	1981	D-Aachen		RSC 1928 Stolberg	14:04.45,5	2:34.52,4	(4)	260
3:14.49,6	3:36.10,1	3:46.14,8	3:27.31,0						
77.	Mang Heli	1968	A-Scheffau a.Tennengebirge		toMotion Racing by black tusk	14:05.53,0	2:35.59,9	(4)	39
3:34.22,4	3:42.42,3	3:25.19,9	3:23.28,4						
78.	Schjermer Thomas	1984	DK-Them		MTBK-Silkeborg	14:07.01,0	2:37.07,9	(4)	153
3:14.22,9	3:49.27,3	3:35.26,7	3:27.44,1						
79.	Lang Michel	1975	D-Happurg		Polsterei Intech Bike Team	14:07.04,0	2:37.10,9	(4)	425
3:18.03,4	3:44.59,7	3:33.38,8	3:30.22,1						
80.	Schaukelberger Markus	1978	Regensburg		Muscheltaucher	14:10.18,6	2:40.25,5	(4)	421
3:26.56,5	3:38.46,9	3:42.38,1	3:21.57,1						
81.	Wouters Tim	1981	B-Bornem		Klein brabant mtb racing team bornem	14:11.31,0	2:41.37,9	(4)	248
3:24.17,3	3:42.53,0	3:36.02,7	3:28.18,0						
82.	Matovcik Julius	1977	SK-Trencin		DEAF MTB CZE & SVK	14:13.37,9	2:43.44,8	(4)	75
3:24.37,1	3:38.28,8	3:39.20,0	3:31.12,0						
83.	Bendall Ian	1979	GB-Swansea		I B Electrical	14:18.16,5	2:48.23,4	(4)	244
3:33.36,4	3:42.31,4	3:29.53,9	3:32.14,8						
84.	Trattler Franz	1971	D-Waging am See		Bike Sport Mayer Waging	14:19.42,1	2:49.49,0	(4)	364
3:24.43,7	3:47.11,6	3:36.31,9	3:31.14,9						
85.	Tanchev Boyko	1977	BUL-Sofia		MTB-BG.COM	14:19.46,3	2:49.53,2	(4)	115
3:29.57,8	3:43.14,6	3:40.24,6	3:26.09,3						
86.	Cords Christoph	1976	Feuerthalen		XC Riders powered by Radsport Lutz	14:20.24,3	2:50.31,2	(4)	292
3:33.02,4	3:42.52,0	3:37.38,2	3:26.51,7						
87.	Hönigsberger Martin	1969	A-Markt Piesting		RC Elektrotechnik Körrer	14:21.17,4	2:51.24,3	(4)	84
3:29.20,0	3:42.15,2	3:39.21,9	3:30.20,3						
88.	Brambring Dirk	1985	D-Olsberg		EGF Bunstruth Racing	14:21.50,4	2:51.57,3	(4)	235
3:27.40,1	3:42.38,7	3:39.25,1	3:32.06,5						
89.	Herbrich Axel	1965	D-Kassel		FAHO ZG Kassel	14:22.48,5	2:52.55,4	(4)	239
3:31.39,9	3:45.12,1	3:37.12,7	3:28.43,8						
90.	Mak Michael	1981	A-Ferlach		pewag racing team	14:23.06,0	2:53.12,9	(4)	172
3:27.50,2	3:53.21,5	3:32.17,1	3:29.37,2						
91.	Studynka David	1976	CZ-Okr. Hulín		DEAF MTB CZE & SVK	14:24.06,4	2:54.13,3	(4)	143
3:31.00,1	3:44.38,7	3:39.30,2	3:28.57,4						
92.	Candinas Gabriel	1985	Sedrun		Giant Disentis Racing Team	14:24.15,0	2:54.21,9	(4)	392
3:36.52,7	3:45.51,7	3:35.04,3	3:26.26,3						
93.	Iversen Ole	1973	DK-Holbæk		Holbæk Cykelsport	14:25.24,8	2:55.31,7	(4)	242
3:32.05,0	3:43.50,3	3:37.38,3	3:31.51,2						
94.	Danzer Martin	1980	D-Kelheim		DanzerWorks	14:26.18,9	2:56.25,8	(4)	374
3:26.02,1	3:38.57,2	3:32.13,7	3:49.05,9						
95.	Bendtsen Brian	1979	DK-Odense N		Team Gummiben	14:27.53,3	2:58.00,2	(4)	337
3:37.05,4	3:44.55,3	3:37.46,2	3:28.06,4						
96.	Wouters Peter	1966	NL-Esbeek		Peerkes Bike Team	14:28.18,1	2:58.25,0	(4)	47
3:32.26,8	3:47.56,1	3:37.57,3	3:29.57,9						
97.	Aeberli Hanspeter	1958	Aeugstertal		Team velo-reichmuth.ch	14:28.44,0	2:58.50,9	(4)	90
3:30.32,8	3:48.10,3	3:37.42,0	3:32.18,9						
98.	Thiel Dominik	1996	D-Hollfeld		29-er Racing Team	14:29.52,3	2:59.59,2	(4)	357
3:29.35,6	3:47.04,4	3:43.59,8	3:29.12,5						
99.	Goth Benedikt	1993	D-Bechhofen		Team Bonsai Bikes	14:30.59,5	3:01.06,4	(4)	275
3:31.49,0	3:47.49,5	3:40.11,9	3:31.09,1						
100.	Hohmann Marco	1968	D-Hünfeld		RSC Bimbach	14:30.59,9	3:01.06,8	(4)	263
3:28.24,4	3:51.41,6	3:38.08,4	3:32.45,5						

Official timing and results by DATASPORT, CH-Gerlafingen
www.datasport.com for results, online registration, informations and news

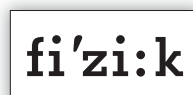


Bike Four Peaks 2015 - Tröpolach - Weissensee

(60) Overall Men

position	name	year	county	city	team	total	diff	aces	bib
Stage1	Stage2	Stage3	Stage4						
101.	Duckeck Paul	1995	D-Penzberg		TSV Benediktbeuern-Bichl	14:31.24,9	3:01.31,8	(4)	293
3:14.37,0	4:14.36,9	3:36.53,5	3:25.17,5						
102.	Jäggle Thomas	1983	D-Herbertingen		CRAFT - ROCKY MOUNTAIN Team Experts	14:31.34,9	3:01.41,8	(4)	54
3:29.11,1	3:48.33,0	3:46.29,9	3:27.20,9						
103.	Wechselberger Georg	1967	A-Mieders		Team Serles	14:31.44,0	3:01.50,9	(4)	489
3:20.14,4	3:58.05,2	3:44.24,0	3:29.00,4						
104.	Moosberger Stefan	1976	Appenzell		Vali's Bikeshop	14:31.50,9	3:01.57,8	(4)	487
3:33.11,9	3:46.46,6	3:39.49,9	3:32.02,5						
105.	Gustafsson Orjan	1970	S-Tärnaby		Tärnaby	14:32.48,0	3:02.54,9	(4)	273
3:32.57,4	3:48.16,8	3:41.17,2	3:30.16,6						
106.	Morrogh Daniel	1979	IRL-Shankill		Cycleways, Ireland	14:33.54,4	3:04.01,3	(4)	230
3:35.18,1	3:43.39,0	3:46.25,3	3:28.32,0						
107.	Treuer Reinier	1972	NL-Ugchelen		Peerkes Bike Team	14:35.19,4	3:05.26,3	(4)	162
3:44.03,2	3:42.49,2	3:41.35,1	3:26.51,9						
108.	Störi Roland	1966	Flawil		BIKECENTER FLAWIL	14:36.35,5	3:06.42,4	(4)	366
3:30.55,4	3:44.34,9	3:43.29,4	3:37.35,8						
109.	Meusen Frank	1964	NL-Reuver		Backdraft MTB Team	14:36.36,6	3:06.43,5	(4)	124
3:28.58,9	3:44.59,9	3:42.22,2	3:40.15,6						
110.	Blasch Jochen	1977	D-Herzogenaurach		#TEAMadidas	14:36.38,1	3:06.45,0	(4)	301
3:34.13,7	3:55.42,4	3:39.22,6	3:27.19,4						
111.	Tannert Frank	1982	D-Bautzen		RSV - Bautzen / Hoblik - Racing	14:37.21,0	3:07.27,9	(4)	265
3:36.37,5	3:46.32,5	3:40.51,2	3:33.19,8						
112.	Lesser Erik	1988	D-Oberhof			14:39.09,8	3:09.16,7	(4)	707
3:56.10,0	3:58.00,0	3:28.45,7	3:16.14,1						
113.	Schimpfössl Walter	1961	A-Breitenwang		s'Radhaus Lechaschau	14:40.20,6	3:10.27,5	(4)	189
3:18.26,1	3:59.58,7	3:42.04,8	3:39.51,0						
114.	Huber Josef	1961	D-Waging am See		Bike Sport Mayer Waging	14:46.17,8	3:16.24,7	(4)	68
3:36.19,9	3:46.57,4	3:47.19,8	3:35.40,7						
115.	Boven Johan	1982	B-Schoten			14:48.30,3	3:18.37,2	(4)	670
4:01.24,7	3:43.23,0	3:37.51,8	3:25.50,8						
116.	Werf Marcus	1972	D-Althütte		Bike-Werf.de	14:48.56,3	3:19.03,2	(4)	72
3:37.45,7	3:48.39,3	3:46.34,4	3:35.56,9						
117.	Mikkelsen Dennis Hjulmand	1980	DK-Hammel		Team Gummiben	14:50.00,8	3:20.07,7	(4)	339
3:39.55,0	3:59.41,9	3:40.33,3	3:29.50,6						
118.	Brakenhielm Carl	1971	Hochfelden		B2RS - BBT	14:50.02,4	3:20.09,3	(4)	118
3:37.10,2	3:49.47,6	3:41.27,2	3:41.37,4						
119.	Kavan Marek	1967	CZ-Studeneves		TOI TOI Cykloklub Slany	14:50.55,8	3:21.02,7	(4)	91
3:41.48,2	3:52.06,8	3:42.39,2	3:34.21,6						
120.	Poulsen Claus	1975	DK-Silkeborg		MTBK-Silkeborg	14:53.02,9	3:23.09,8	(4)	151
3:33.00,8	3:53.42,4	3:54.51,7	3:31.28,0						
121.	Serra Carlos	1988	D-Regensburg		Edelsten - Goodtimesroll	14:53.04,2	3:23.11,1	(4)	233
3:31.26,9	3:55.59,1	3:48.24,6	3:37.13,6						
122.	Font Turon Jordi	1983	D-Regensburg		Edelsten Bikes	14:53.29,6	3:23.36,5	(4)	234
3:32.47,6	3:59.50,0	3:46.10,1	3:34.41,9						
123.	Hortmann Mathias	1985	D-Oer-Erkenschwick		The Biking Dead	14:53.52,0	3:23.58,9	(4)	289
3:39.28,9	3:53.51,3	3:42.21,1	3:38.10,7						
124.	Rieser Marcel	1960	Wittenbach		Team Vesto	14:54.15,3	3:24.22,2	(4)	488
3:27.54,1	3:44.32,7	3:39.51,0	4:01.57,5						
125.	Hurenkamp Bas	1975	NL-Apeldoorn		Peerkes Bike Team	14:54.49,2	3:24.56,1	(4)	51
3:33.40,7	3:57.31,9	3:53.45,6	3:29.51,0						

Official timing and results by DATASPORT, CH-Gerlafingen
www.datasport.com for results, online registration, informations and news

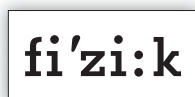


Bike Four Peaks 2015 - Tröpolach - Weissensee

(60) Overall Men

position	name	year	county	city	team	total	diff	aces	bib
Stage1	Stage2	Stage3	Stage4						
126.	Petersen Tommy	1975	DK-Kastrup		Team Ride4fun	14:55.12,5	3:25.19,4	(4)	462
3:30.56,2	3:47.11,8	3:42.06,8	3:54.57,7						
127.	Schläpfer Reto	1959	Halden		Krapf Bike Wave	14:55.38,7	3:25.45,6	(4)	249
3:33.31,4	3:47.46,5	3:52.16,8	3:42.04,0						
128.	Fauconnier Jean-Pierre	1983	B-Morlanwelz		DEAF MTB CZE & SVK	14:55.47,9	3:25.54,8	(4)	496
3:41.47,8	3:44.20,5	3:58.18,3	3:31.21,3						
129.	Bächle Augustin	1966	D-Hausach		RSV Fischerbach Ritzelrocker	14:56.27,0	3:26.33,9	(4)	438
4:09.13,0	3:39.43,1	3:35.24,6	3:32.06,3						
130.	Fischer Matthias	1983	D-Bechhofen		Team Bonsai Bikes	14:57.06,6	3:27.13,5	(4)	276
3:55.29,1	3:47.51,8	3:42.32,5	3:31.13,2						
131.	Pastrnek Pavel	1976	CZ-Velky Tynec		DEAF MTB CZE & SVK	14:57.11,4	3:27.18,3	(4)	142
3:40.19,3	3:51.11,3	3:53.19,8	3:32.21,0						
132.	Heylen Paul	1962	B-Begijnendijk			14:57.18,5	3:27.25,4	(4)	190
3:52.18,5	3:47.38,9	3:46.01,4	3:31.19,7						
133.	Skovhuus Jeppe	1976	DK-Silkeborg		MTBK-Silkeborg Team-2	14:57.48,7	3:27.55,6	(4)	155
3:41.10,4	3:43.31,6	3:54.47,5	3:38.19,2						
134.	Loibl Stefan	1986	D-München		BIKE-Magazin	14:58.02,6	3:28.09,5	(4)	69
3:42.09,5	3:52.07,9	3:45.33,3	3:38.11,9						
135.	Iemants Bram	1983	B-Uitkerke			14:58.26,9	3:28.33,8	(4)	205
3:39.26,7	3:44.06,8	3:50.20,3	3:44.33,1						
136.	Neuhauser Ernst	1972	A-Pettenbach			15:01.14,4	3:31.21,3	(4)	712
3:36.16,8	3:58.57,7	3:48.11,9	3:37.48,0						
137.	Baker Michael	1987	B-Herentals		Tjik Tjak Vollenbak	15:01.34,3	3:31.41,2	(4)	475
3:43.55,5	3:53.48,9	3:46.59,6	3:36.50,3						
138.	Rudolph Frank	1973	D-Zwönitz		Team Stein-Bikes/RSV Erzgebirge	15:01.38,3	3:31.45,2	(4)	467
3:39.49,5	3:52.15,5	3:46.50,2	3:42.43,1						
139.	Haanraadts Gerlof	1971	NL-Apeldoorn		Peerkes Bike Team	15:03.33,7	3:33.40,6	(4)	60
3:50.46,0	3:48.45,4	3:54.30,6	3:29.31,7						
140.	Helvensteijn Werner	1979	NL-Rotterdam		Team ProQR	15:04.14,5	3:34.21,4	(4)	458
3:39.53,1	3:56.59,4	3:48.57,4	3:38.24,6						
141.	Nehls Alexander	1978	D-Nürnberg		TEAMadidas	15:04.35,1	3:34.42,0	(4)	470
3:33.06,6	3:46.47,0	3:44.58,3	3:59.43,2						
142.	Schweinberger Michael	1974	A-Neukirchen am Großvenediger		Schweini#, skitourenwinter.at	15:04.38,7	3:34.45,6	(4)	300
3:48.32,1	3:51.40,4	3:45.28,1	3:38.58,1						
143.	Dekker Tijs	1993	NL-Oosthuizen		Arie de Klimgeit	15:06.35,8	3:36.42,7	(4)	308
3:41.05,9	4:03.07,6	3:53.16,2	3:29.06,1						
144.	Biederer Dennis	1993	D-Landsberg am Lech		toMotion Racing by black tusk	15:08.41,8	3:38.48,7	(4)	92
4:01.14,7	3:45.09,1	3:50.01,1	3:32.16,9						
145.	Moschof Johannes	1965	D-Frankfurt		jammernet	15:10.07,8	3:40.14,7	(4)	149
3:44.00,2	3:47.59,3	3:51.39,9	3:46.28,4						
146.	Kocher Hannes	1971	A-Mariapfarr			15:10.13,6	3:40.20,5	(4)	200
3:31.35,3	3:58.46,0	3:52.39,8	3:47.12,5						
147.	Quinesser Markus	1975	A-Ferlach		pewag racing team	15:10.30,8	3:40.37,7	(4)	173
3:35.23,2	4:02.01,2	3:48.54,5	3:44.11,9						
148.	Wurzer Gilbert	1981	A-Meiselding		MTB BSK Kelag / Team Kramer	15:13.45,4	3:43.52,3	(4)	414
3:44.43,9	3:55.35,8	3:49.34,0	3:43.51,7						
149.	Robert Michel	1971	NL-Alkmaar			15:13.52,3	3:43.59,2	(4)	720
3:43.03,3	3:49.26,9	3:55.05,9	3:46.16,2						
150.	Hussner Dennis	1978	D-Moosthenning		toMotion Racing by black Tusk	15:14.05,8	3:44.12,7	(4)	32
3:41.19,7	4:06.41,3	3:46.25,0	3:39.39,8						

Official timing and results by DATASPORT, CH-Gerlafingen
www.datasport.com for results, online registration, informations and news



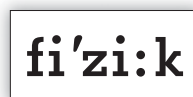
Bike Four Peaks 2015 - Tröpolach - Weissensee

date: 20.06.15
time: 16:26:48
page: 10

(60) Overall Men

position	name	year	county	city	team	total	diff	aces	bib
Stage1	Stage2	Stage3	Stage4						
151.	Mourik Ron	1966	NL-Geertruidenberg		Peerkes Bike Team	15:14.49,7	3:44.56,6	(4)	48
3:43.08,6	3:56.07,0	3:48.49,7	3:46.44,4						
152.	Flies Danny	1963	B-Londerzeel		free motion bikecenter	15:15.15,7	3:45.22,6	(4)	79
3:50.39,9	4:04.09,6	3:50.23,0	3:30.03,2						
153.	Verboven Bert	1978	B-Westerlo		4Bikes mtb team	15:16.09,0	3:46.15,9	(4)	116
3:44.17,2	3:58.57,6	3:53.20,5	3:39.33,7						
154.	Weickel Tino	1972	D-Bensheim			15:16.39,9	3:46.46,8	(4)	196
4:00.23,8	3:53.24,9	3:43.33,9	3:39.17,3						
155.	Schmitt Rolf	1962	D-Bensheim			15:17.49,1	3:47.56,0	(4)	63
3:38.56,2	3:55.14,8	3:47.45,6	3:55.52,5						
156.	Stolt Thomas	1959	S-Skärhamn			15:18.08,4	3:48.15,3	(4)	211
3:39.27,0	3:56.32,7	3:54.59,1	3:47.09,6						
157.	Schönhofen Jens	1977	D-Mainz		toMotion Racing by black Tusk	15:19.25,3	3:49.32,2	(4)	94
3:49.03,8	3:58.51,5	3:55.06,3	3:36.23,7						
158.	Schmidt Andreas	1985	D-Haiger		#TEAMadidas	15:20.32,6	3:50.39,5	(4)	303
3:40.58,1	3:55.04,1	4:00.21,6	3:44.08,8						
159.	Kuzmin Koka	1967	SLO-Grize		90+	15:22.53,7	3:53.00,6	(4)	507
3:43.39,7	4:03.39,4	3:56.31,5	3:39.03,1						
160.	Larsen Anders Moller	1965	DK-Silkeborg		MTBK-Silkeborg - Team 3	15:23.37,8	3:53.44,7	(4)	154
3:45.20,4	4:00.32,6	3:56.25,9	3:41.18,9						
161.	Zähringer Tobias	1975	D-Stuttgart		CRAFT - ROCKY MOUNTAIN Team Friends	15:23.51,4	3:53.58,3	(4)	109
3:33.15,4	3:53.06,1	4:03.40,6	3:53.49,3						
162.	Blaser Markus	1962	Aeugst a/A			15:25.03,6	3:55.10,5	(4)	184
3:44.44,6	3:56.39,3	4:01.02,6	3:42.37,1						
163.	Schwarz Thomas	1973	Bichwil			15:25.09,2	3:55.16,1	(4)	350
3:50.54,5	3:55.39,7	3:54.09,3	3:44.25,7						
164.	Ferrari Pino	1956	Winkel		B2RS - BBT	15:25.49,4	3:55.56,3	(4)	65
3:46.31,2	3:56.06,6	3:54.11,2	3:49.00,4						
165.	Ertl Werner	1975	A-Hainersdorf		Tsv-Bike-Total Hartberg	15:26.28,8	3:56.35,7	(4)	485
3:43.55,9	3:54.41,0	4:00.12,7	3:47.39,2						
166.	Wedel Jacob	1982	DK-Them		Mtbk-Silkeborg	15:27.15,4	3:57.22,3	(4)	152
3:58.05,7	3:51.30,6	3:52.26,7	3:45.12,4						
167.	Schroeder Jerry	1978	L-Berbourg			15:27.43,6	3:57.50,5	(4)	727
3:47.21,7	4:08.07,1	3:54.04,4	3:38.10,4						
168.	Fries Patrick	1986	D-Weitefeld		toMotion Racing by black Tusk	15:28.19,3	3:58.26,2	(4)	93
4:13.05,2	3:50.48,1	3:53.45,8	3:30.40,2						
169.	Flechl Harald	1963	A-Zeltweg		Team Weissensee	15:33.57,1	4:04.04,0	(4)	287
3:43.36,7	3:59.58,5	3:57.56,6	3:52.25,3						
170.	Horvath Zsolt	1982	A-Wien			15:34.56,5	4:05.03,4	(4)	698
3:46.48,6	4:00.08,1	4:00.14,0	3:47.45,8						
171.	Jesse Manfred	1965	A-Ebental, Kärnten			15:35.51,3	4:05.58,2	(4)	344
3:56.53,9	4:02.10,1	3:55.02,0	3:41.45,3						
172.	Umbreit Marco	1979	D-Aachen			15:36.07,6	4:06.14,5	(4)	193
3:44.38,2	3:53.32,8	3:54.29,5	4:03.27,1						
173.	Penaso Mario	1982	A-Preitenegg			15:36.10,3	4:06.17,2	(4)	716
3:47.06,3	4:05.26,0	3:54.56,7	3:48.41,3						
174.	Nikolaus Marius	1968	D-Kirkel			15:36.35,7	4:06.42,6	(4)	192
3:44.17,5	4:00.11,4	3:51.33,2	4:00.33,6						
175.	Bosler Hansjörg	1967	D-Hohenschäftlarn		MYF-FeineFahrräderTeamMünchen	15:36.45,4	4:06.52,3	(4)	256
3:46.45,8	4:00.48,7	4:03.16,7	3:45.54,2						

Official timing and results by DATASPORT, CH-Gerlafingen
www.datasport.com for results, online registration, informations and news



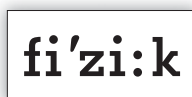
Bike Four Peaks 2015 - Tröpolach - Weissensee

date: 20.06.15
time: 16:26:48
page: 11

(60) Overall Men

position	name	year	county	city	team	total	diff	races	bib
Stage1	Stage2	Stage3	Stage4						
176.	Schilder Arjan	1989	NL-Ursem		Arie de Klimgeit	15:36.58,4	4:07.05,3	(4)	310
3:53.45,1	3:59.44,5	4:01.06,0	3:42.22,8						
177.	Schouten Richard	1969	NL-Den Haag			15:37.43,4	4:07.50,3	(4)	208
3:48.56,6	4:07.46,1	3:54.42,5	3:46.18,2						
178.	Reuter Manuel	1961	A-Saalfelden am Steinernen Meer		brandlhof.com	15:39.30,7	4:09.37,6	(4)	534
3:52.32,5	4:02.11,9	4:00.01,2	3:44.45,1						
179.	Zwyrtek Robert	1963	D-Großmehring		Zweirad Sitzmann	15:39.37,6	4:09.44,5	(4)	481
3:50.01,6	4:06.02,5	3:56.25,9	3:47.07,6						
180.	Rietze Thorsten	1978	D-Zierenberg		MTB-Verein Zierenberg	15:39.47,3	4:09.54,2	(4)	331
3:39.44,7	4:09.14,8	3:57.14,7	3:53.33,1						
181.	Kuhnert Thomas	1974	D-Dresden		Hoblik - Racing	15:42.31,1	4:12.38,0	(4)	398
3:49.26,7	4:06.25,2	3:55.01,2	3:51.38,0						
182.	Vennix Mark	1980	NL-Oirschot			15:46.05,2	4:16.12,1	(4)	352
3:55.28,1	4:03.23,4	4:01.21,1	3:45.52,6						
183.	Vettiger Roland	1971	Schwarzenbach SG		BIKECENTER FLAWIL	15:46.06,9	4:16.13,8	(4)	751
3:56.22,3	4:06.34,2	3:56.34,8	3:46.35,6						
184.	Van der Bruggen Dominique	1969	B-Herzele		Alu-Team	15:46.17,0	4:16.23,9	(4)	360
3:48.56,4	4:09.21,7	4:00.50,9	3:47.08,0						
185.	Grossegger Michael	1989	A-Villach		Carinthian Bike Bros	15:47.22,0	4:17.28,9	(4)	141
3:50.36,9	4:07.38,7	4:01.42,6	3:47.23,8						
186.	Kocourek Frantisek	1983	CZ-Prostejov		DEAF MTB CZE & SVK	15:47.59,4	4:18.06,3	(4)	144
3:56.12,3	3:53.43,1	4:23.05,5	3:34.58,5						
187.	Buitenhek Rene	1969	NL-Den Haag			15:48.19,5	4:18.26,4	(4)	197
3:59.23,0	4:06.47,0	3:56.55,1	3:45.14,4						
188.	Ruis Erik	1971	NL-Dronten		Ruig Bikes / Agogo Benelux	15:49.03,2	4:19.10,1	(4)	266
4:02.44,5	4:04.59,7	3:57.50,4	3:43.28,6						
189.	Köfer Flo	1980	A-Patergassen		Team Kärnten Challenge	15:49.10,0	4:19.16,9	(4)	102
3:59.31,6	4:05.17,4	3:54.52,9	3:49.28,1						
190.	Binder Ingo	1961	D-Düsseldorf		Draht Binder Racing Team	15:49.33,2	4:19.40,1	(4)	231
3:53.03,6	4:05.26,2	3:58.39,9	3:52.23,5						
191.	Tammegger Christian	1979	A-Klagenfurt		Qloom Sports AG	15:50.28,2	4:20.35,1	(4)	176
3:56.22,4	4:16.24,7	3:39.53,9	3:57.47,2						
192.	De Jong Barry	1981	NL-West-Grafdijk			15:50.47,0	4:20.53,9	(4)	679
3:56.58,2	4:08.07,3	3:59.09,6	3:46.31,9						
193.	De Jong Guido	1974	NL-Apeldoorn		Peerkes Bike Team	15:51.17,3	4:21.24,2	(4)	45
3:53.39,5	4:06.03,5	4:03.49,5	3:47.44,8						
194.	Menzel Andreas	1959	D-Lichtenfels		Mr.Bike Lichtenfels	15:51.24,3	4:21.31,2	(4)	354
3:39.47,4	4:04.01,7	4:02.26,4	4:05.08,8						
195.	Sandner Thomas	1982	D-München		G.I.T.	15:52.20,4	4:22.27,3	(4)	389
4:03.56,6	4:08.50,0	3:58.34,5	3:40.59,3						
196.	Verschoor Rob	1965	NL-Laren			15:52.23,3	4:22.30,2	(4)	750
4:04.28,5	4:01.06,3	4:01.50,4	3:44.58,1						
197.	Buddingh Jack	1961	NL-Zaandam		Flachlanders Pro	15:54.23,2	4:24.30,1	(4)	241
3:44.18,1	4:06.02,8	4:07.37,3	3:56.25,0						
198.	Coppelmans Hans	1966	NL-EINDHOVEN		Backdraft MTB Team	15:55.11,0	4:25.17,9	(4)	122
3:53.24,4	4:08.51,5	4:06.19,0	3:46.36,1						
199.	Gebhard Uwe	1967	D-Kösching		Zweirad Sitzmann	15:55.22,2	4:25.29,1	(4)	482
3:51.53,9	4:19.45,3	3:56.35,4	3:47.07,6						
200.	Hartinger Horst	1971	A-Ebbs		Race Team Inntal Bike	15:57.19,4	4:27.26,3	(4)	587
3:58.54,1	4:07.46,0	3:59.02,9	3:51.36,4						

Official timing and results by DATASPORT, CH-Gerlafingen
www.datasport.com for results, online registration, informations and news

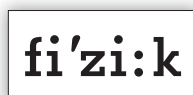


Bike Four Peaks 2015 - Tröpolach - Weissensee

(60) Overall Men

position	name	year	county	city	team	total	diff	races	bib
Stage1	Stage2	Stage3	Stage4						
201.	Heubner Michael	1975	D-Wolken		Team Kenda	15:57.43,5	4:27.50,4	(4)	454
3:50.15,3	4:09.25,8	4:07.39,8	3:50.22,6						
202.	Bosman Leslie	1979	B-Stekene		Het Verzet	15:58.24,6	4:28.31,5	(4)	396
4:05.13,0	4:07.49,0	4:00.38,6	3:44.44,0						
203.	Skerjanc Marko	1991	SLO-Ljubljana		Maki	15:58.40,6	4:28.47,5	(4)	411
3:49.07,5	3:57.05,8	3:50.35,6	4:21.51,7						
204.	Van Alten Bastin	1982	NL-Vlierden			15:59.29,5	4:29.36,4	(4)	209
3:41.06,1	4:02.51,6	4:19.38,4	3:55.53,4						
205.	Christoffersen Per	1970	DK-Kastrup		Amar boy and Amar boy	15:59.39,2	4:29.46,1	(4)	511
3:54.45,1	4:01.37,2	4:07.34,6	3:55.42,3						
206.	van den Wollenberg Nico	1970	NL-Hilversum			16:00.09,3	4:30.16,2	(4)	742
3:55.04,6	4:08.17,9	4:06.44,7	3:50.02,1						
207.	Bruin Erik	1983	NL-Waarland		Arie de Klimgeit	16:00.33,8	4:30.40,7	(4)	305
4:06.22,2	4:08.10,9	3:59.30,2	3:46.30,5						
208.	Majcen Urban	1975	SLO-Celje		CELJE-SLO	16:00.58,8	4:31.05,7	(4)	369
4:05.04,3	4:09.14,9	3:56.30,5	3:50.09,1						
209.	Koch Rien	1962	NL-Steenbergen		Backdraft MTB Team	16:01.04,0	4:31.10,9	(4)	123
3:48.17,5	4:05.15,3	4:11.12,4	3:56.18,8						
210.	Bruin Joffrey	1981	NL-Heiloo		Team BikeAction Alkmaar	16:01.12,4	4:31.19,3	(4)	274
3:55.00,8	4:06.21,9	4:13.59,0	3:45.50,7						
211.	Kowatsch Manfred	1972	A-Seeboden		Kodu	16:01.57,1	4:32.04,0	(4)	558
3:53.31,0	4:10.28,3	4:07.49,9	3:50.07,9						
212.	Van Gerner Roelof	1993	NL-Gasselternijveen		Team Egbert Egberts	16:02.29,3	4:32.36,2	(4)	280
3:41.40,0	4:03.07,5	3:54.34,9	4:23.06,9						
213.	Temmerman Stefan	1979	B-Stekene			16:04.02,4	4:34.09,3	(4)	739
4:03.48,4	4:07.52,1	4:06.43,5	3:45.38,4						
214.	Perin Gernot	1972	A-Villach		Kärnten Sport	16:05.15,5	4:35.22,4	(4)	402
4:08.54,8	4:10.26,5	3:58.39,6	3:47.14,6						
215.	Maier Gerhard	1967	A-Ferlach		pewag racing team	16:07.37,8	4:37.44,7	(4)	171
3:52.51,5	4:06.06,7	4:09.23,3	3:59.16,3						
216.	Franke Daniel	1972	D-München		MYF-FeineFahrräderTeamMünchen	16:08.47,9	4:38.54,8	(4)	576
3:54.54,6	4:09.37,2	4:04.14,3	4:00.01,8						
217.	Clare Andrew	1981	GB-London		London Dynamo	16:10.14,7	4:40.21,6	(4)	110
4:17.13,7	4:23.50,6	3:49.33,2	3:39.37,2						
218.	Sorensen Frank	1975	DK-Hammel		Team Gummiben	16:11.01,8	4:41.08,7	(4)	453
4:03.30,2	4:08.37,0	4:07.39,2	3:51.15,4						
219.	Pater Erik	1969	NL-Heerhugowaard			16:11.43,8	4:41.50,7	(4)	341
3:56.25,1	4:09.13,4	4:11.26,8	3:54.38,5						
220.	Keller Mario	1973	Elgg			16:12.50,4	4:42.57,3	(4)	195
3:53.05,7	4:14.26,5	4:02.59,3	4:02.18,9						
221.	Van Niekerk Peter	1975	NL-Purmerend			16:14.36,5	4:44.43,4	(4)	747
4:03.37,5	4:05.34,6	4:10.46,9	3:54.37,5						
222.	Strobl Alexander	1963	A-Saalfelden am Steinernen Meer		brandlhof.com	16:14.45,7	4:44.52,6	(4)	535
3:44.09,0	4:02.12,7	4:20.39,0	4:07.45,0						
223.	Markovic Slobodan	1975	D-Babenhausen		sbh cc	16:15.05,4	4:45.12,3	(4)	597
4:03.32,4	4:07.39,0	4:18.03,3	3:45.50,7						
224.	Körner Martin	1970	A-Markt Piesting		RC Elektrotechnik Körner	16:15.14,7	4:45.21,6	(4)	433
3:48.48,8	4:16.35,1	4:08.54,7	4:00.56,1						
225.	Goffin Michael	1971	D-Haar		toMotion Racing by black Tusk	16:15.32,5	4:45.39,4	(4)	38
4:07.29,1	4:05.04,7	4:02.03,1	4:00.55,6						

Official timing and results by DATASPORT, CH-Gerlafingen
www.datasport.com for results, online registration, informations and news



Bike Four Peaks 2015 - Tröpolach - Weissensee

(60) Overall Men

position	name	year	county	city	team	total	diff	aces	bib
Stage1	Stage2	Stage3	Stage4						
226.	Hoffmann Mads	1978	DK-Silkeborg		MTBK-Silkeborg Team-2	16:15.41,8	4:45.48,7	(4)	157
4:00.14,8	4:11.06,0	4:07.43,8	3:56.37,2						
227.	De Vries Lex	1970	NL-Twello		Peerkes Bike Team	16:16.10,6	4:46.17,5	(4)	167
3:54.51,7	4:20.32,3	4:04.07,6	3:56.39,0						
228.	Konijn Ruben	1982	NL-Volendam		Arie de Klimgeit	16:16.12,7	4:46.19,6	(4)	309
4:05.26,4	4:09.34,2	4:06.39,0	3:54.33,1						
229.	Te-Strote Rene	1977	D-Glonn		toMotion Racing by black Tusk	16:17.35,4	4:47.42,3	(4)	36
4:02.55,3	4:08.02,2	4:17.32,6	3:49.05,3						
230.	Stevens Lucas	1969	NL-Heiloo			16:18.38,3	4:48.45,2	(4)	736
4:08.12,6	4:07.31,3	4:17.08,8	3:45.45,6						
231.	Lindgren Anders	1964	S-Tärnaby			16:19.07,5	4:49.14,4	(4)	212
4:00.45,6	4:04.36,1	4:13.57,0	3:59.48,8						
232.	Vandroogenbroeck Bart	1975	B-Merchtem		Granfondoteam.be	16:19.10,9	4:49.17,8	(4)	146
4:01.04,9	4:12.27,4	4:06.21,7	3:59.16,9						
233.	Troubleyn Olivier	1980	B-Overijse		Granfondoteam.be	16:20.05,7	4:50.12,6	(4)	145
4:01.36,9	4:12.29,3	4:06.41,6	3:59.17,9						
234.	Hackl Wolfgang	1958	A-St. Pölten		racerholix	16:21.22,8	4:51.29,7	(4)	588
4:03.51,8	4:14.12,4	4:07.52,2	3:55.26,4						
235.	Mcavoy Seamus	1967	IRL-Newry		Peerkes Bike Team	16:21.30,2	4:51.37,1	(4)	49
4:08.36,0	4:09.04,3	4:22.25,5	3:41.24,4						
236.	Bluska Andreas	1964	A-Wien		racebiker.at	16:21.36,3	4:51.43,2	(4)	429
3:53.39,0	4:15.58,2	4:17.31,7	3:54.27,4						
237.	Zemasch Mario	1976	A-Feldkirchen in Kärnten		Racebiker	16:21.56,2	4:52.03,1	(4)	428
4:12.56,0	4:04.55,3	4:06.38,2	3:57.26,7						
238.	Perdok Christian	1978	D-Bad Vilbel		jammernet	16:21.56,6	4:52.03,5	(4)	182
5:17.16,3	3:46.57,4	3:44.15,7	3:33.27,2						
239.	Normark Jan Juul	1960	DK-Breadstrup		MTBK-Silkeborg Team-2	16:22.50,2	4:52.57,1	(4)	156
4:06.01,7	4:14.28,1	4:08.13,2	3:54.07,2						
240.	Snoeck Davy	1973	B-Kieldrecht			16:23.10,2	4:53.17,1	(4)	732
4:03.53,3	4:15.10,9	4:07.36,6	3:56.29,4						
241.	Ahmaniemi Sampa	1972	FI-Muurame		Kuntorihi MTB	16:23.37,9	4:53.44,8	(4)	563
3:55.28,0	4:10.02,1	4:15.49,8	4:02.18,0						
242.	Hohengasser Thomas	1971	A-Seeboden		Radspport SAMPL Racing KTM	16:24.23,8	4:54.30,7	(4)	431
3:56.38,9	4:25.42,8	4:04.49,5	3:57.12,6						
243.	Klatzer Andreas	1976	A-Klagenfurt		Qloom Sports AG	16:24.59,6	4:55.06,5	(4)	177
3:56.22,1	4:16.25,7	4:14.24,6	3:57.47,2						
244.	Scholz Wolfgang	1977	A-Villach		Qloom Sports AG	16:25.07,4	4:55.14,3	(4)	178
3:56.17,5	4:16.33,7	4:14.24,7	3:57.51,5						
245.	Hupf David	1987	A-Walchsee		Race Team Inntal Bike Oberaudorf	16:25.33,4	4:55.40,3	(4)	257
3:57.19,7	4:15.53,3	4:14.09,1	3:58.11,3						
246.	Wiesel Thomas	1965	D-Erlangen		#TEAMadidas	16:26.55,3	4:57.02,2	(4)	304
3:54.29,1	4:07.00,9	4:29.43,0	3:55.42,3						
247.	Scholz Martin	1965	A-Stans		Radteam Tirol	16:27.03,0	4:57.09,9	(4)	589
4:02.55,3	4:09.51,7	4:11.31,2	4:02.44,8						
248.	Becker Fabian	1984	D-Wiesbaden		toMotion Racing by black Tusk	16:27.59,1	4:58.06,0	(4)	31
4:06.02,4	4:18.11,7	4:10.17,1	3:53.27,9						
249.	Fischer David	1986	I-Turin (TO)			16:28.00,8	4:58.07,7	(4)	634
4:04.16,6	4:16.30,6	4:09.29,0	3:57.44,6						
250.	Hansen Hans Verner	1960	DK-Silkeborg		MTBK-Silkeborg	16:28.01,8	4:58.08,7	(4)	419
4:06.42,5	4:14.25,3	4:12.47,2	3:54.06,8						

Official timing and results by DATASPORT, CH-Gerlafingen
www.datasport.com for results, online registration, informations and news

Bike Four Peaks 2015 - Tröpolach - Weissensee

(60) Overall Men

position	name	year	county	city	team	total	diff	races	bib
Stage1	Stage2	Stage3	Stage4						
251.	Scherer Michael	1981	D-München		Glocken Deluxe	16:28.26,0	4:58.32,9	(4)	394
3:59.12,7	4:15.21,1	4:09.55,9	4:03.56,3						
252.	Dommerbye Morten	1969	DK-Randers		MTB Randers	16:28.47,1	4:58.54,0	(4)	416
3:57.45,0	4:12.38,7	4:19.33,3	3:58.50,1						
253.	Schulte-Holtey Georg	1972	D-München			16:28.51,9	4:58.58,8	(4)	768
4:05.48,3	4:04.40,3	4:11.18,1	4:07.05,2						
254.	Hüttl Mike	1975	A-Innsbruck			16:29.05,9	4:59.12,8	(4)	343
4:00.25,4	4:08.27,6	4:11.26,5	4:08.46,4						
255.	Lambertz Daniel	1982	D-Erkelenz		Coffee & Chainrings	16:30.06,7	5:00.13,6	(4)	370
4:05.22,7	4:16.04,8	4:07.52,4	4:00.46,8						
256.	Tofte Hans Erik	1960	N-Lillehammer		Overtoppen-Lillehammer	16:31.06,7	5:01.13,6	(4)	761
4:04.00,5	4:11.58,3	4:14.52,0	4:00.15,9						
257.	Mayer Mario	1973	A-Linz		50 Prozent	16:32.44,5	5:02.51,4	(4)	358
4:06.36,7	4:05.40,5	4:27.18,6	3:53.08,7						
258.	Linden Peter	1964	D-Mastershausen		X-Sport Kastellaun	16:33.31,7	5:03.38,6	(4)	480
4:05.28,0	4:15.41,6	4:12.10,3	4:00.11,8						
259.	Ördög Dániel	1982	H-Budapest		Bikemag - Alpinbike Team Endura	16:33.33,2	5:03.40,1	(4)	132
4:13.08,4	4:08.21,0	4:09.54,4	4:02.09,4						
260.	Steinert Sebastian	1984	D-Ingolstadt		G.I.T.	16:34.45,7	5:04.52,6	(4)	390
4:14.49,5	4:11.04,4	4:11.23,4	3:57.28,4						
261.	Sambale Ronald	1978	D-Seehausen		toMotion Racing by black Tusk	16:36.30,1	5:06.37,0	(4)	33
4:01.45,8	4:20.01,3	4:16.08,8	3:58.34,2						
262.	Sman Axel	1969	NL-Drunen		Peerkes Bike Team	16:36.47,4	5:06.54,3	(4)	50
4:08.39,7	4:09.02,1	4:22.20,4	3:56.45,2						
263.	Weissengruber Michael	1970	A-Innertreffling		50 Prozent	16:36.58,2	5:07.05,1	(4)	505
4:07.03,0	4:15.32,6	4:16.37,2	3:57.45,4						
264.	Jochmann Marco	1972	D-Ingolstadt		Glocken Pro	16:37.24,4	5:07.31,3	(4)	551
3:58.28,5	4:18.20,0	4:14.46,7	4:05.49,2						
265.	Rees Thomas	1977	D-München		Glocken Deluxe	16:37.58,0	5:08.04,9	(4)	393
4:12.35,9	4:15.20,9	4:12.59,7	3:57.01,5						
266.	Orlcnik Jernej	1978	SLO-Grize		Bicikel.com prek Alp	16:38.23,5	5:08.30,4	(4)	127
4:05.19,3	4:16.37,1	4:08.05,5	4:08.21,6						
267.	Nielsen Jorgen Bjerre	1959	DK-Kastrup		La Flamme Rouge	16:40.13,8	5:10.20,7	(4)	536
3:59.05,7	4:16.55,1	4:21.02,6	4:03.10,4						
268.	Vater Dirk	1969	A-Grinzens		Bike-Point-Innsbruck	16:40.52,0	5:10.58,9	(4)	527
4:07.57,4	4:17.57,8	4:16.26,5	3:58.30,3						
269.	Rübensaal Klaus	1965	D-Lichtenfels		Mr.Bike Lichtenfels	16:41.02,2	5:11.09,1	(4)	569
4:03.42,7	4:13.32,9	4:15.14,0	4:08.32,6						
270.	Wall Artur	1982	D-Eschbach		CRAFT - ROCKY MOUNTAIN Team Friends	16:42.07,7	5:12.14,6	(4)	58
4:01.53,8	4:23.30,8	4:17.27,7	3:59.15,4						
271.	Köhler Andreas	1966	D-Laudenbach			16:43.53,8	5:14.00,7	(4)	345
4:07.37,5	4:28.21,3	4:10.30,3	3:57.24,7						
272.	Hanisch Klaus-Dieter	1960	D-Dresden		Skiklub Dresden-Niedersedlitz	16:44.38,6	5:14.45,5	(4)	600
4:04.20,9	4:12.41,9	4:23.41,2	4:03.54,6						
273.	Lambrichts Kurt	1971	B-Tongeren			16:46.32,7	5:16.39,6	(4)	705
4:15.21,4	4:15.24,0	4:19.09,8	3:56.37,5						
274.	Jakobsen Rasmus Kronborg	1981	DK-Kjellerup		MTBK-Silkeborg	16:46.40,1	5:16.47,0	(4)	418
4:12.55,4	4:21.13,8	4:08.25,4	4:04.05,5						
275.	Niederndorfer Andreas	1980	A-Wels		Road Solution Racing Team	16:47.19,4	5:17.26,3	(4)	437
4:08.28,5	4:19.06,1	4:14.49,8	4:04.55,0						

Official timing and results by DATASPORT, CH-Gerlafingen
www.datasport.com for results, online registration, informations and news

Bike Four Peaks 2015 - Tröpolach - Weissensee

(60) Overall Men

position	name	year	county	city	team	total	diff	aces	bib
Stage1	Stage2	Stage3	Stage4						
276.	Beck Christian	1978	D-Schwaig		Redheads Team / RC Schnaittachtal	16:47.27,6	5:17.34,5	(4)	435
4:04.14,0	4:16.31,7	4:23.39,3	4:03.02,6						
277.	Rosenberger Robert	1979	A-Baden		Bike4EMC	16:48.03,0	5:18.09,9	(4)	521
4:13.30,8	4:16.10,4	4:18.01,9	4:00.19,9						
278.	Trummer Hans	1954	A-Innsbruck		RC Bike Point ARBÖ Innsbruck	16:48.23,3	5:18.30,2	(4)	590
4:08.02,7	4:22.19,1	4:15.38,4	4:02.23,1						
279.	Yderholm Larsen Peter	1970	DK-Copenhagen		Amar boy and Amar boy	16:49.00,0	5:19.06,9	(4)	510
4:14.32,7	4:09.01,1	4:19.50,2	4:05.36,0						
280.	Verraes Tom	1970	B-Heestert		Krierecrossers	16:49.40,0	5:19.46,9	(4)	559
4:14.20,2	4:15.41,7	4:17.11,1	4:02.27,0						
281.	Kleeberg Jan	1974	D-Pinnewitz		Zweirad Weser	16:50.27,1	5:20.34,0	(4)	483
4:11.04,2	4:20.59,0	4:20.07,5	3:58.16,4						
282.	Heijnen Maurice	1969	NL-Oirschot		Backdraft MTB Team	16:51.58,5	5:22.05,4	(4)	121
4:14.07,7	4:23.25,0	4:19.26,8	3:54.59,0						
283.	Brünger Andreas	1965	D-Brilon		Nutrixion	16:52.13,7	5:22.20,6	(4)	585
4:15.14,8	4:17.58,3	4:16.24,0	4:02.36,6						
284.	Gorter Jörn	1979	NL-Ursem		Team Arie de klimgeit	16:52.58,1	5:23.05,0	(4)	450
4:10.54,1	4:22.18,1	4:22.03,1	3:57.42,8						
285.	Soetemans Gert	1969	B-Haacht		The blue team	16:54.14,3	5:24.21,2	(4)	474
4:13.04,9	4:22.11,1	4:22.51,0	3:56.07,3						
286.	Dürr Holger	1973	D-Ostelsheim		Garten Eden Racing Team	16:54.19,1	5:24.26,0	(4)	391
4:15.41,0	4:27.20,2	4:14.15,7	3:57.02,2						
287.	Balslev Niels	1966	DK-Hornslet		Team Scaffco	16:55.00,2	5:25.07,1	(4)	463
4:07.53,9	4:19.30,2	4:15.49,6	4:11.46,5						
288.	Laslop Horst	1967	D-Wallerstädten		jammernet	16:55.03,7	5:25.10,6	(4)	148
4:08.26,7	4:18.24,8	4:16.54,1	4:11.18,1						
289.	Christianen Edwin	1971	NL-Zundert		Tijn@Eddy	16:55.52,0	5:25.58,9	(4)	625
4:20.14,3	4:14.44,8	4:18.43,0	4:02.09,9						
290.	Mc Caughley Daire	1976	IRL-Louth		Irish Warriors	16:59.17,9	5:29.24,8	(4)	246
4:06.18,3	4:29.26,9	4:22.51,6	4:00.41,1						
291.	Lueckhof Jens	1974	D-Bensheim			16:59.38,2	5:29.45,1	(4)	638
4:12.02,9	4:26.34,4	4:20.59,4	4:00.01,5						
292.	Barounig Bernd	1977	A-Graz		pewag racing team	17:00.06,1	5:30.13,0	(4)	169
4:18.45,0	4:17.37,2	4:10.13,1	4:13.30,8						
293.	Koller Karl	1958	A-Zirl		SK Rueckenwind Triathlon	17:00.37,1	5:30.44,0	(4)	270
4:07.39,4	4:18.49,8	4:22.30,9	4:11.37,0						
294.	Schaub Eckhard	1966	D-Habichtswald		MTB-Verein Zierenberg	17:00.46,8	5:30.53,7	(4)	332
4:15.56,3	4:22.50,7	4:20.12,4	4:01.47,4						
295.	Rückner Felix	1973	D-Langenhagen			17:01.27,1	5:31.34,0	(4)	355
4:08.50,1	4:35.19,6	4:19.47,5	3:57.29,9						
296.	Timmer Sven	1978	NL-Leiderdorp		De Spartaan	17:02.14,6	5:32.21,5	(4)	375
4:06.10,6	4:22.33,1	4:24.09,0	4:09.21,9						
297.	Van der Eijk Pieter	1977	NL-Swifterbant		ruigbikes/agogo benelux	17:02.31,8	5:32.38,7	(4)	267
4:20.12,8	4:18.14,7	4:19.33,4	4:04.30,9						
298.	Thiel Heiko	1967	D-Hollfeld		29er-Racing Team	17:04.05,5	5:34.12,4	(4)	214
4:18.46,1	4:19.59,9	4:26.13,2	3:59.06,3						
299.	Gutsche Michael	1982	A-Sankt Marein			17:05.06,6	5:35.13,5	(4)	635
4:14.50,0	4:32.40,9	4:14.34,1	4:03.01,6						
300.	Bleibaum Thomas	1975	D-Aerzen		Spartakus Weserbergland	17:06.21,5	5:36.28,4	(4)	334
4:21.49,1	4:19.10,4	4:25.20,5	4:00.01,5						

Bike Four Peaks 2015 - Tröpolach - Weissensee

(60) Overall Men

position	name	year	county	city	team	total	diff	aces	bib
Stage1	Stage2	Stage3	Stage4						
301.	De Wit Johan	1979	NL-Alkmaar		Arie de klimgeit	17:06.22,9	5:36.29,8	(4)	307
4:21.58,8	4:15.16,6	4:22.45,1	4:06.22,4						
302.	Sabro Peter	1971	DK-Greve		Team KGB	17:06.46,8	5:36.53,7	(4)	613
4:17.09,5	4:18.31,4	4:16.58,0	4:14.07,9						
303.	Münch Eckhardt	1964	D-München			17:09.11,3	5:39.18,2	(4)	326
4:04.51,2	4:33.31,2	4:18.32,0	4:12.16,9						
304.	Crombez Christophe	1971	B-Genval			17:09.40,6	5:39.47,5	(4)	348
4:18.17,9	4:19.05,6	4:25.56,1	4:06.21,0						
305.	Jonkers Roelof	1965	NL-Kuinre			17:12.23,5	5:42.30,4	(4)	351
4:28.47,2	4:20.33,5	4:21.14,3	4:01.48,5						
306.	Sauder Jonathan	1996	D-Teltow			17:16.04,8	5:46.11,7	(4)	722
4:10.46,4	4:50.40,8	4:17.05,5	3:57.32,1						
307.	Jäger Roman	1971	A-Schwechat		Bike4EMC	17:17.11,1	5:47.18,0	(4)	517
4:13.29,9	4:34.43,9	4:20.11,8	4:08.45,5						
308.	Denolf Siegfried	1967	B-Haacht		The blue team	17:18.11,2	5:48.18,1	(4)	473
4:12.43,1	4:28.24,6	4:19.23,2	4:17.40,3						
309.	Hartog Sander	1972	NL-Alkmaar			17:18.36,8	5:48.43,7	(4)	691
4:21.17,2	4:23.19,8	4:16.09,8	4:17.50,0						
310.	Taymans Jean-Pierre	1968	B-Geel			17:18.42,8	5:48.49,7	(4)	737
4:32.56,2	4:17.53,6	4:25.35,6	4:02.17,4						
311.	Pap Ronald	1984	NL-Nunspeet			17:20.19,2	5:50.26,1	(4)	715
4:30.52,3	4:35.19,0	4:13.26,6	4:00.41,3						
312.	Brandt Rene	1973	DK-Fårup		MTB Randers	17:21.24,3	5:51.31,2	(4)	415
4:24.03,4	4:26.28,0	4:22.01,5	4:08.51,4						
313.	Verswijvel Eric	1964	B-Vorselaar			17:21.57,8	5:52.04,7	(4)	202
4:17.36,7	4:16.12,0	4:42.58,4	4:05.10,7						
314.	Scholz Volker	1971	D-München		Glöckchen	17:21.57,9	5:52.04,8	(4)	324
4:22.54,9	4:26.23,1	4:16.21,2	4:16.18,7						
315.	Jakob Udo	1955	D-Ahnatal		con gas	17:22.23,1	5:52.30,0	(4)	223
4:18.02,5	4:26.35,2	4:27.29,8	4:10.15,6						
316.	Van Gorp Bart	1982	B-Nijlen			17:24.58,6	5:55.05,5	(4)	648
4:34.33,4	4:09.58,4	4:16.03,3	4:24.23,5						
317.	Nijs Luc	1964	B-Langdorp		mtb team Langdorp	17:26.19,2	5:56.26,1	(4)	255
4:17.03,7	4:32.31,4	4:26.54,6	4:09.49,5						
318.	Keogh Brian	1967	IRL-Co Wicklow		moxie racers	17:27.46,9	5:57.53,8	(4)	328
4:20.06,7	4:31.00,6	4:26.05,3	4:10.34,3						
319.	Ciarrocchi Enrico	1964	I-San Benedetto del Tronto (AP)		Pianeta Bici	17:28.49,3	5:58.56,2	(4)	586
3:59.59,2	4:26.03,7	4:30.08,4	4:32.38,0						
320.	Te Rijdt Bram	1981	B-Nijlen			17:30.39,1	6:00.46,0	(4)	738
4:28.10,3	4:17.29,8	4:20.35,4	4:24.23,6						
321.	Schuster Thomas	1966	D-Bretten			17:30.55,1	6:01.02,0	(4)	644
4:22.59,7	4:39.06,2	4:13.50,3	4:14.58,9						
322.	Murray Darren	1978	GB-Omagh		Caldwell Cycles	17:33.23,6	6:03.30,5	(4)	138
4:21.43,1	4:14.47,6	4:36.43,4	4:20.09,5						
323.	Lyons Adam	1977	GB-5NP		Caldwell Cycles	17:33.26,0	6:03.32,9	(4)	135
4:21.43,6	4:14.47,1	4:36.43,3	4:20.12,0						
324.	Dekker Lucien	1976	NL-Heerhugowaard			17:34.09,8	6:04.16,7	(4)	682
4:06.12,7	4:21.34,0	4:40.42,0	4:25.41,1						
325.	Flachsbarth Sebastian	1977	D-Langenhain			17:35.06,4	6:05.13,3	(4)	198
4:51.13,5	4:15.45,0	4:15.44,0	4:12.23,9						

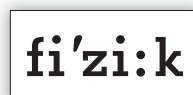
Official timing and results by DATASPORT, CH-Gerlafingen
www.datasport.com for results, online registration, informations and news

Bike Four Peaks 2015 - Tröpolach - Weissensee

(60) Overall Men

position	name	year	county	city	team	total	diff	aces	bib
Stage1	Stage2	Stage3	Stage4						
326.	Van Loon Maikel	1980	NL-Oirschot			17:35.33,0	6:05.39,9	(4)	746
4:15.52,5	4:10.09,7	4:06.59,6	5:02.31,2						
327.	Holmberg Jan-Ove	1954	S-Uddevalla			17:36.26,6	6:06.33,5	(4)	696
4:28.48,5	4:31.51,8	4:24.58,7	4:10.47,6						
328.	Burke Ian	1974	IRL-Kildare			17:37.48,3	6:07.55,2	(4)	675
4:20.38,7	4:27.55,6	4:32.45,8	4:16.28,2						
329.	Branescu Mike	1972	D-München		Glocken Pro	17:38.12,1	6:08.19,0	(4)	552
4:17.26,3	4:30.31,2	4:33.58,1	4:16.16,5						
330.	Zwijns Roderick	1983	NL-Den Haag		De Spartaan	17:38.54,1	6:09.01,0	(4)	539
4:19.04,2	4:33.32,3	4:25.11,3	4:21.06,3						
331.	Janbroers Ron	1961	NL-Zaandam			17:40.38,5	6:10.45,4	(4)	346
4:16.13,8	4:20.32,2	4:29.28,7	4:34.23,8						
332.	Stumpf Julian-Tobias	1975	D-Salzgitter Bad		BadBikers MTB-Sport e.V.	17:42.03,0	6:12.09,9	(4)	217
4:23.25,5	4:43.12,0	4:22.10,5	4:13.15,0						
333.	Gschwendtner Sepp	1962	D-Holzkirchen		Redheads Team/RSLC Holzkirchen	17:44.59,8	6:15.06,7	(4)	259
4:45.54,2	4:18.53,7	4:31.01,9	4:09.10,0						
334.	Huppertz Pascal	1987	D-Duisburg		Loco Cycles	17:46.15,1	6:16.22,0	(4)	566
4:18.27,6	4:32.59,8	4:31.33,4	4:23.14,3						
335.	Gertsen Mads Schouborg	1980	DK-Hammel		Team Gummiben	17:46.29,6	6:16.36,5	(4)	338
4:30.11,5	4:30.19,3	4:32.11,5	4:13.47,3						
336.	Rosenkranz Daniel	1985	D-Edertal		Team Lupe Kleinern	17:47.38,2	6:17.45,1	(4)	283
4:34.43,8	4:40.23,2	4:30.46,8	4:01.44,4						
337.	Fortkamp Bart	1963	NL-Wijk bij Duurstede		Fast&Furious	17:48.00,0	6:18.06,9	(4)	387
4:29.06,6	4:37.57,0	4:30.50,5	4:10.05,9						
338.	Van Vessem Ivo	1980	NL-Amersfoort		DolSmiVes	17:48.37,2	6:18.44,1	(4)	378
4:26.26,9	4:37.12,9	4:34.50,1	4:10.07,3						
339.	Schmid Patrick	1974	A-Feldkirchen in Kärnten			17:50.10,9	6:20.17,8	(4)	724
4:23.28,5	4:35.04,8	4:30.21,4	4:21.16,2						
340.	De Vos Stijn	1975	NL-Geldermalsen			17:51.24,8	6:21.31,7	(4)	651
4:28.49,1	4:43.42,7	4:28.29,4	4:10.23,6						
341.	Wolff Horst	1953	D-Grebenstein		MTB-Verein Zierenberg	17:53.10,2	6:23.17,1	(4)	572
4:29.36,6	4:28.49,7	4:37.42,8	4:17.01,1						
342.	Hauenstein Uli	1955	A-Salzburg		BIKEPALAST Salzburg	17:54.06,4	6:24.13,3	(4)	774
4:26.50,8	4:32.16,2	4:25.44,7	4:29.14,7						
343.	Kemmer Christoph	1960	D-Konstanz			17:55.14,8	6:25.21,7	(4)	150
4:28.08,9	4:45.34,8	4:27.49,6	4:13.41,5						
344.	Drach Günter	1974	A-Neuhofen an der Krems			17:56.17,7	6:26.24,6	(4)	194
4:32.49,3	4:35.58,4	4:27.11,4	4:20.18,6						
345.	Jansegers Paul	1960	B-Bornem			17:57.49,4	6:27.56,3	(4)	699
4:38.27,2	4:33.41,8	4:34.48,8	4:10.51,6						
346.	Van der Velden Frans	1964	NL-Utrecht		RWP Bilthoven	17:58.30,8	6:28.37,7	(4)	593
4:34.03,3	4:34.04,1	4:28.44,2	4:21.39,2						
347.	Schrameyer Kai	1984	D-Ibbenbüren		Marathon Ibbenbüren	17:59.07,8	6:29.14,7	(4)	252
4:06.22,1	4:57.24,5	4:26.21,2	4:29.00,0						
348.	Nießl Hubert	1969	D-Ihrlerstein			18:00.20,2	6:30.27,1	(4)	641
4:33.32,1	4:35.19,2	4:33.13,0	4:18.15,9						
349.	Van Zandvoort Sjon	1973	NL-Geffen			18:00.56,1	6:31.03,0	(4)	655
4:38.53,9	4:43.43,1	4:27.56,4	4:10.22,7						
350.	Van Wanrooij Joris	1975	NL-Geffen			18:01.14,0	6:31.20,9	(4)	656
4:39.04,2	4:43.44,2	4:28.02,2	4:10.23,4						

Official timing and results by DATASPORT, CH-Gerlafingen
www.datasport.com for results, online registration, informations and news

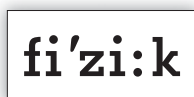


Bike Four Peaks 2015 - Tröpolach - Weissensee

(60) Overall Men

position	name	year	county	city	team	total	diff	races	bib
Stage1	Stage2	Stage3	Stage4						
351.	Salzer Mathias	1984	Widnau		toMotion Racing by black Tusk	18:01.24,8	6:31.31,7	(4)	37
4:24.19,9	4:48.49,6	4:23.29,9	4:24.45,4						
352.	Müller Helmuth	1961	A-Kasten bei Böheimkirchen		brandlhof.com	18:01.30,3	6:31.37,2	(4)	533
4:21.37,3	4:50.23,9	4:33.24,1	4:16.05,0						
353.	Van Ark Gerwin	1983	NL-'t Harde			18:02.17,9	6:32.24,8	(4)	741
4:44.53,0	4:35.08,0	4:32.01,6	4:10.15,3						
354.	Höchst Christian	1971	D-Gröbenzell		CRAFT - ROCKY MOUNTAIN Team Friends	18:03.13,5	6:33.20,4	(4)	108
4:58.09,7	4:24.36,0	4:30.34,8	4:09.53,0						
355.	O'Neill Colum	1978	GB-Omagh		caldwell cycles	18:03.34,3	6:33.41,2	(4)	134
4:21.43,1	4:44.58,5	4:36.43,6	4:20.09,1						
356.	O'Hagan Ciaran	1977	GB-5HQ		Caldwell Cycles	18:03.35,5	6:33.42,4	(4)	136
4:21.44,3	4:44.58,6	4:36.43,0	4:20.09,6						
357.	Caldwell Paul	1980	GB-7EJ		Caldwell Cycles	18:03.36,5	6:33.43,4	(4)	137
4:21.45,4	4:44.57,9	4:36.42,9	4:20.10,3						
358.	Raschke Frank	1954	D-Müggenburg		Naturfreunde Deutschlands	18:05.54,0	6:36.00,9	(4)	580
4:39.44,4	4:43.22,6	4:27.01,5	4:15.45,5						
359.	Woudsma Roelof	1967	NL-Kuinre			18:05.57,8	6:36.04,7	(4)	628
4:35.13,3	4:54.36,0	4:32.18,5	4:03.50,0						
360.	Toft Christensen Claus	1972	DK-Danmark		TeamAlpha	18:06.30,0	6:36.36,9	(4)	472
5:04.32,8	4:45.58,1	4:15.57,8	4:00.01,3						
361.	Mcconville Anthony	1973	GB-Lurgan		Irish warriors	18:06.30,4	6:36.37,3	(4)	245
4:24.29,3	4:42.05,9	4:50.44,1	4:09.11,1						
362.	Milich Ralf	1967	D-Herrenberg		TSK Schill GmbH	18:07.28,9	6:37.35,8	(4)	710
4:27.32,1	4:44.25,1	4:29.29,8	4:26.01,9						
363.	Birnbaum Oliver	1966	D-Moers			18:07.52,6	6:37.59,5	(4)	669
4:27.38,0	4:20.46,3	4:44.44,3	4:34.44,0						
364.	Lella Michael	1967	D-Blumberg		Craft and friends	18:08.06,9	6:38.13,8	(4)	112
5:02.28,3	5:01.17,9	4:03.04,7	4:01.16,0						
365.	Zoer Jacco	1977	NL-Westerbork		MTB Team Westerbork	18:09.16,4	6:39.23,3	(4)	571
4:27.41,2	4:43.28,1	4:31.53,6	4:26.13,5						
366.	Liebrecht Jeroen	1988	NL-Bunnik		RWP Bilthoven	18:11.37,5	6:41.44,4	(4)	268
4:57.59,1	4:43.31,4	4:22.17,4	4:07.49,6						
367.	Wodtcke Andreas	1987	D-Dreieich		BAR-TEAM	18:11.52,8	6:41.59,7	(4)	362
4:55.23,4	4:36.32,2	4:29.15,7	4:10.41,5						
368.	Hilger Günter	1963	D-Bobingen			18:12.22,0	6:42.28,9	(4)	664
4:29.44,1	4:38.29,3	4:31.58,9	4:32.09,7						
369.	van den Broek Leon	1964	NL-Den Haag		Regium Batavum Crusta	18:12.50,3	6:42.57,2	(4)	592
4:39.00,5	4:43.47,7	4:34.10,4	4:15.51,7						
370.	Serneels Roald	1966	B-Brasschaat			18:12.59,1	6:43.06,0	(4)	729
4:42.02,2	4:45.46,7	4:30.08,3	4:15.01,9						
371.	Gastkemper Johan	1973	NL-Purmerend		Bike Action	18:14.07,8	6:44.14,7	(4)	219
5:03.20,5	4:32.43,6	4:27.41,1	4:10.22,6						
372.	Groh Toralf	1975	Uitikon Waldegg		Quo Vadis	18:15.38,1	6:45.45,0	(4)	427
4:26.35,6	4:35.56,1	4:44.05,5	4:29.00,9						
373.	Bjerring Paw	1969	DK-Rodovre		Team KGB	18:16.01,9	6:46.08,8	(4)	611
4:39.09,6	4:35.13,8	4:35.30,6	4:26.07,9						
374.	Aben Michael	1971	D-Frankfurt am Main			18:18.01,7	6:48.08,6	(4)	631
4:31.53,7	4:28.44,5	4:58.57,1	4:18.26,4						
375.	Voll Ulrich	1962	D-Duisburg			18:18.06,9	6:48.13,8	(4)	188
3:19.39,7	3:33.44,7	3:24.42,5	8:00.00,0						

Official timing and results by DATASPORT, CH-Gerlafingen
www.datasport.com for results, online registration, informations and news

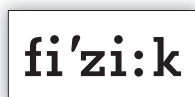


Bike Four Peaks 2015 - Tröpolach - Weissensee

(60) Overall Men

position	name	year	county	city	team	total	diff	aces	bib
Stage1	Stage2	Stage3	Stage4						
376.	Groenestege Bert	1963	NL-Kuinre		MTB Kuinre	18:18.13,7	6:48.20,6	(4)	570
4:38.56,8	4:44.52,2	4:34.13,1	4:20.11,6						
377.	Röhrdanz Ole	1978	D-Ibbenbüren		Marathon Ibbenbüren	18:18.42,6	6:48.49,5	(4)	567
4:26.34,9	4:56.44,9	4:26.21,4	4:29.01,4						
378.	Seljak Saso	1965	SLO-Dob		PipeLife	18:18.52,3	6:48.59,2	(4)	422
4:21.04,3	4:34.47,9	4:39.51,2	4:43.08,9						
379.	Fanslau Tobias	1967	D-Hamel		Spartakus Weserbergland	18:19.00,6	6:49.07,5	(4)	335
4:39.12,9	4:48.59,7	4:32.34,7	4:18.13,3						
380.	Morrogh Ben	1981	D-Karlsruhe			18:19.34,8	6:49.41,7	(4)	347
4:31.54,4	4:44.07,9	4:33.45,5	4:29.47,0						
381.	Hoffmann Jürgen	1967	D-Hechingen		Killertal Rider	18:20.12,4	6:50.19,3	(4)	409
4:23.08,8	4:56.58,2	4:38.49,4	4:21.16,0						
382.	Ehrlichau Daniel	1980	D-Neuburg		G.I.T.	18:21.18,0	6:51.24,9	(4)	548
4:54.13,3	4:34.40,3	4:45.00,8	4:07.23,6						
383.	Rautenberg Frank	1965	D-München		Isarbiker	18:21.25,8	6:51.32,7	(4)	556
4:32.40,9	4:44.43,0	4:38.07,2	4:25.54,7						
384.	Zuck Steffen	1965	D-Seibersbach		X-Sport Kastellaun	18:22.43,8	6:52.50,7	(4)	626
4:51.46,2	4:47.30,5	4:30.51,5	4:12.35,6						
385.	Hovdenak Frode	1972	N-Hvalstad		Hvalstad SK	18:23.34,6	6:53.41,5	(4)	399
4:40.00,2	4:40.10,0	4:41.40,3	4:21.44,1						
386.	Abs Kristof	1981	B-Grez-Doiceau		Granfondoteam.be	18:25.19,3	6:55.26,2	(4)	147
4:30.46,3	4:43.13,3	4:43.42,4	4:27.37,3						
387.	Raes Dave	1975	B-Stekene		het verzet	18:25.28,8	6:55.35,7	(4)	397
4:43.17,2	4:55.05,7	4:30.00,7	4:17.05,2						
388.	Van Hout Bart	1960	NL-Eindhoven		no country for old men	18:25.32,5	6:55.39,4	(4)	584
4:37.41,4	4:42.30,4	4:46.39,4	4:18.41,3						
389.	Spier Markus	1982	D-Kissing		toMotion Racing by black Tusk	18:26.05,9	6:56.12,8	(4)	34
4:34.51,8	4:48.50,7	4:29.25,8	4:32.57,6						
390.	May Christopher	1977	A-Wien			18:26.55,1	6:57.02,0	(4)	353
4:45.17,1	4:53.53,7	4:29.33,2	4:18.11,1						
391.	Pflüger Christian	1981	D-Habichtswald		MTB-Verein Zierenberg	18:27.03,8	6:57.10,7	(4)	574
4:41.51,4	4:55.11,3	4:32.23,4	4:17.37,7						
392.	van de Weteringe Buijs Frank	1966	NL-Sint Pancras		Bike Action Alkmaar	18:28.06,7	6:58.13,6	(4)	130
4:35.18,7	4:43.17,6	4:41.23,8	4:28.06,6						
393.	Kruij De Stefan	1964	NL-wijk bij duurstede		fast en furious	18:28.19,3	6:58.26,2	(4)	385
4:15.47,4	4:39.54,5	5:00.41,1	4:31.56,3						
394.	Sander Andreas	1972	D-Augsburg		Team Bergziege / VC-Lechhausen	18:28.38,3	6:58.45,2	(4)	451
4:21.31,2	4:36.35,1	5:03.28,1	4:27.03,9						
395.	Van Kesteren Gerben	1974	NL-Voorschoten			18:28.55,9	6:59.02,8	(4)	744
4:37.12,0	4:43.42,6	4:36.17,5	4:31.43,8						
396.	Sattmann Andreas	1977	D-Friedrichshafen		Tannenwald steel rides the forest	18:31.36,8	7:01.43,7	(4)	447
4:39.10,6	4:47.42,9	4:42.27,2	4:22.16,1						
397.	Fillgert Frank	1962	D-Kamp-Lintfort			18:32.23,1	7:02.30,0	(4)	199
4:39.51,3	4:36.22,7	4:44.33,0	4:31.36,1						
398.	Köhler Tobias	1971	D-Aerzen		Spartakus Weserbergland	18:33.04,1	7:03.11,0	(4)	336
4:46.30,4	4:33.51,6	4:48.15,8	4:24.26,3						
399.	Van der Cruyssen Mario	1971	B-Lovendegem			18:33.34,5	7:03.41,4	(4)	743
4:35.01,9	4:34.34,6	4:50.30,4	4:33.27,6						
400.	Mouton Ronny	1964	B-Adegem			18:34.07,1	7:04.14,0	(4)	711
4:56.54,4	4:41.46,3	4:30.20,3	4:25.06,1						

Official timing and results by DATASPORT, CH-Gerlafingen
www.datasport.com for results, online registration, informations and news



Bike Four Peaks 2015 - Tröpolach - Weissensee

(60) Overall Men

position	name	year	county	city	team	total	diff	aces	bib
Stage1	Stage2	Stage3	Stage4						
401.	Amend Günter	1964	D-Frammersbach		AXA Team	18:39.11,4	7:09.18,3	(4)	512
4:54.25,6	4:33.32,1	4:42.54,5	4:28.19,2						
402.	Mahlert Thomas	1977	DK-Stenlose		Team KGB	18:40.21,6	7:10.28,5	(4)	612
4:48.32,4	4:44.52,3	4:38.21,9	4:28.35,0						
403.	Van Severen Paul	1963	B-Beervelde			18:40.43,8	7:10.50,7	(4)	748
4:45.11,6	4:41.47,4	4:43.28,4	4:30.16,4						
404.	Aasted Jacob	1978	DK-Holbaek		Team Company-Cycling	18:42.43,1	7:12.50,0	(4)	609
4:43.06,2	5:02.30,5	4:42.45,2	4:14.21,2						
405.	Kunold Frank	1964	D-Schauenburg		MTB-Verein Zierenberg	18:42.54,8	7:13.01,7	(4)	575
4:36.18,2	4:48.49,6	4:46.41,9	4:31.05,1						
406.	Puranen Jarkko	1972	FI-Muurame		Kuntorihi MTB	18:43.19,0	7:13.25,9	(4)	564
4:50.12,3	4:43.14,5	4:51.03,6	4:18.48,6						
407.	Wehling Ralf	1959	D-Wuppertal			18:43.24,0	7:13.30,9	(4)	754
4:37.15,2	4:52.54,6	4:46.29,6	4:26.44,6						
408.	Braekman Mario	1976	B-Zele		the MTB Company	18:43.47,4	7:13.54,3	(4)	484
4:29.24,2	4:38.10,1	4:24.49,1	5:11.24,0						
409.	Bahrs Robert	1982	D-Freital		BaRu	18:44.38,0	7:14.44,9	(4)	363
4:12.11,4	4:51.37,8	4:47.43,9	4:53.04,9						
410.	Ruiter Arjan	1970	NL-De Rijp			18:45.56,0	7:16.02,9	(4)	721
4:49.49,5	4:47.39,4	4:39.37,3	4:28.49,8						
411.	Bekhoej Mads	1965	DK-Egå		Team Scaffco	18:46.12,9	7:16.19,8	(4)	464
4:20.41,9	4:45.47,7	5:03.20,3	4:36.23,0						
412.	Wikkerink Jan	1969	NL-Winterswijk-Miste		jan wikkerink	18:47.39,4	7:17.46,3	(4)	557
4:36.55,9	4:46.37,1	4:44.31,0	4:39.35,4						
413.	Deenen Fons	1954	NL-Oostelbeers		Peerkes Bike Team	18:48.20,2	7:18.27,1	(4)	165
4:47.09,2	4:45.49,1	4:46.47,0	4:28.34,9						
414.	Schulte-Wrede Stefan	1979	D-München		Glöckchen	18:49.56,3	7:20.03,2	(4)	325
4:25.56,7	4:49.40,8	4:56.19,1	4:37.59,7						
415.	Stevens Emiel	1971	NL-Westbeemster			18:50.04,9	7:20.11,8	(4)	735
4:27.27,7	4:52.55,3	4:46.21,5	4:43.20,4						
416.	Van Kesteren Matthijs	1980	NL-Leiderdorp			18:50.23,7	7:20.30,6	(4)	745
4:40.41,5	4:45.51,0	4:52.52,2	4:30.59,0						
417.	Riegraf Marius	1991	D-Steinheim		AERacing	18:51.33,2	7:21.40,1	(4)	508
4:53.38,7	4:45.29,4	4:46.05,6	4:26.19,5						
418.	Mueller Christian	1970	Arisdorf		Engadinsnow	18:51.45,8	7:21.52,7	(4)	384
4:46.47,5	4:46.50,4	4:44.00,8	4:34.07,1						
419.	Fimpler Julian	1991	D-Haltern am See		The Biking Dead	18:52.01,4	7:22.08,3	(4)	288
4:55.54,3	4:43.21,4	4:43.04,8	4:29.40,9						
420.	Bischof Frank	1965	D-Belm			18:54.20,1	7:24.27,0	(4)	185
4:41.20,8	4:52.58,0	4:58.30,4	4:21.30,9						
421.	Schrittwieser Bernhard	1972	A-Bodensdorf, Ossiacher See			18:54.59,5	7:25.06,4	(4)	726
4:39.54,2	4:54.56,8	4:44.20,7	4:35.47,8						
422.	Duckeck Guenter	1962	D-Penzberg			18:55.24,4	7:25.31,3	(4)	653
4:38.52,0	4:48.11,4	4:53.03,7	4:35.17,3						
423.	Binder Thomas	1964	A-Mödling		Bike4EMC	18:55.32,4	7:25.39,3	(4)	518
4:40.28,3	4:46.05,1	4:48.38,1	4:40.20,9						
424.	Stöfelmayer Gerhard	1963	A-Wals bei Salzburg		CRAFT and friends	18:57.21,5	7:27.28,4	(4)	113
4:50.26,2	4:45.37,8	4:55.23,1	4:25.54,4						
425.	Wilson Michael	1968	IRL-Dundalk			18:58.40,3	7:28.47,2	(4)	342
4:33.29,1	4:52.35,1	4:55.21,5	4:37.14,6						

Official timing and results by DATASPORT, CH-Gerlafingen
www.datasport.com for results, online registration, informations and news

Bike Four Peaks 2015 - Tröpolach - Weissensee

(60) Overall Men

position	name	year	county	city	team	total	diff	aces	bib
Stage1	Stage2	Stage3	Stage4						
426.	Askolin Mikko	1976	FI-Muurame		Kuntorihi MTB	18:59.07,1	7:29.14,0	(4)	565
4:45.52,1	4:43.15,6	4:56.08,4	4:33.51,0						
427.	Davies Robert	1983	GB-7 Falmouth Road, London		London Dynamo	18:59.18,1	7:29.25,0	(4)	104
3:30.07,8	8:00.00,0	3:49.32,7	3:39.37,6						
428.	Stabl Roland	1971	A-Velden am Wörther See		Team Kärnten Challenge	19:00.26,2	7:30.33,1	(4)	103
4:43.31,5	4:49.27,4	4:55.50,3	4:31.37,0						
429.	Kainz Herbert	1976	A-St.Michael			19:00.50,6	7:30.57,5	(4)	701
4:51.49,9	4:56.11,3	4:36.56,4	4:35.53,0						
430.	Rosenkranz Günther	1958	A-Graz			19:03.07,0	7:33.13,9	(4)	650
4:50.39,9	5:01.16,7	4:38.37,1	4:32.33,3						
431.	Gijsens Tom	1967	B-Zele		the Mtb Company	19:03.17,7	7:33.24,6	(4)	623
4:29.21,5	4:32.00,0	4:50.28,7	5:11.27,5						
432.	Eckel Markus	1967	D-Bürstadt			19:04.43,4	7:34.50,3	(4)	206
3:34.17,6	3:45.34,2	3:44.51,6	8:00.00,0						
433.	Smits Pim	1964	NL-Hillegom		KSB	19:05.02,1	7:35.09,0	(4)	560
4:53.46,8	4:50.51,4	4:40.51,2	4:39.32,7						
434.	van den Schoor Leon	1955	NL-Den Bosch		no country for old men	19:05.05,7	7:35.12,6	(4)	583
4:44.43,1	4:56.47,3	4:40.16,7	4:43.18,6						
435.	Maja Marko	1974	FI-Säynätsalo		Kuntorihi MTB	19:07.08,2	7:37.15,1	(4)	561
4:50.11,3	4:43.15,2	4:56.58,4	4:36.43,3						
436.	Weskamm Rüdiger	1955	D-Hamburg		Fast Lane Hamburg	19:07.46,0	7:37.52,9	(4)	386
4:54.10,2	4:57.11,7	5:04.29,5	4:11.54,6						
437.	Schoepf Peter	1967	D-Burladingen		Killertal Rider	19:07.52,3	7:37.59,2	(4)	408
4:48.49,9	4:58.16,4	4:48.21,9	4:32.24,1						
438.	Kalkman David	1978	NL-Purmerend			19:09.24,6	7:39.31,5	(4)	702
4:40.01,3	4:50.57,3	4:58.45,7	4:39.40,3						
439.	Verwerft Johan	1976	B-Bevel			19:11.05,7	7:41.12,6	(4)	700
5:09.12,4	4:48.13,2	4:43.29,3	4:30.10,8						
440.	Visser Rob	1968	NL-Bergschenhoek		Team Maloja	19:11.36,6	7:41.43,5	(4)	615
4:39.22,0	4:43.15,0	5:16.46,8	4:32.12,8						
441.	Vergauwen Ivan	1970	B-Bornem			19:13.48,7	7:43.55,6	(4)	749
4:45.21,2	4:49.31,8	4:58.12,9	4:40.42,8						
442.	Müller Thorsten	1978	D-Zierenberg		MTB-Verein Zierenberg	19:15.52,2	7:45.59,1	(4)	330
5:02.28,6	4:55.33,7	5:00.52,4	4:16.57,5						
443.	Schouten Patrick	1973	NL-Alkmaar			19:16.43,9	7:46.50,8	(4)	643
4:44.52,3	4:52.10,3	4:57.08,6	4:42.32,7						
444.	Dorroch Robert	1969	D-Waging am See		Bike Sport Mayer Waging	19:18.53,9	7:49.00,8	(4)	365
4:53.32,5	4:52.30,7	4:55.45,8	4:37.04,9						
445.	Hell Martin	1971	D-Dettingen		Gaudibiker	19:19.35,8	7:49.42,7	(4)	550
5:09.21,0	4:59.56,4	4:40.29,3	4:29.49,1						
446.	Bache Thomas	1964	D-Hameln		Spartakus Weserbergland	19:19.37,0	7:49.43,9	(4)	333
5:02.32,7	4:52.53,3	4:56.14,3	4:27.56,7						
447.	Fellner Mario	1967	Oberglatt ZH		Chiemgau Biking	19:24.43,7	7:54.50,6	(4)	537
4:40.55,0	4:49.13,7	5:05.05,1	4:49.29,9						
448.	Taeckens Niels	1986	B-Ardoois		Belgian Turbo Team	19:25.07,1	7:55.14,0	(4)	314
4:47.13,6	5:22.40,0	4:39.21,1	4:35.52,4						
449.	Ströbel Steve	1967	D-Mülheim		CS-Pure Racing Team	19:27.15,6	7:57.22,5	(4)	228
4:40.37,8	5:07.13,2	5:09.02,0	4:30.22,6						
450.	O'Hagan Martin	1972	GB-Newry		Cuchulainn Cycling Club	19:27.17,2	7:57.24,1	(4)	229
4:50.10,7	4:59.35,8	5:05.12,3	4:32.18,4						

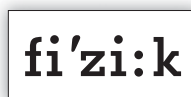
Bike Four Peaks 2015 - Tröpolach - Weissensee

date: 20.06.15
time: 16:26:49
page: 22

(60) Overall Men

position	name	year	county	city	team	total	diff	aces	bib
Stage1	Stage2	Stage3	Stage4						
451.	Tivnan Desmond	1972	IRL-Blessington Co.	Wicklow	Team Cogs	19:29.35,2	7:59.42,1	(4)	278
4:52.00,6	5:08.39,9	4:49.23,8	4:39.30,9						
452.	Garvey Shane	1974	IRL-Dundalk		shane garvey	19:29.52,7	7:59.59,6	(4)	269
4:35.33,5	5:01.35,5	5:09.12,9	4:43.30,8						
453.	Wasserzier Matthias	1975	D-Bayreuth		29-er Racing Team	19:30.32,7	8:00.39,6	(4)	504
6:03.14,4	3:58.36,1	5:46.37,2	3:42.05,0						
454.	Mercks Heinz-Peter	1959	D-Berlin			19:31.21,2	8:01.28,1	(4)	709
4:48.21,1	4:59.51,4	5:15.33,8	4:27.34,9						
455.	Grebner Heinrich	1949	D-Burgkunstadt		Mr. Bike Lichtenfels	19:31.59,3	8:02.06,2	(4)	413
4:39.34,5	5:09.58,3	5:04.04,6	4:38.21,9						
456.	Gebel Robert	1968	Uitikon	Waldegg	Quo Vadis	19:33.39,5	8:03.46,4	(4)	426
4:33.36,1	5:01.59,8	5:07.33,2	4:50.30,4						
457.	Fritz Robert	1977	A-Wien		Team Sportordination	19:35.17,8	8:05.24,7	(4)	465
5:03.06,1	5:01.26,4	4:48.55,9	4:41.49,4						
458.	Krivec Andrej	1966	SLO-Celje		90+	19:35.48,2	8:05.55,1	(4)	506
4:49.04,0	4:48.22,7	5:16.43,6	4:41.37,9						
459.	Gauss Joachim	1966	D-Burladingen		Albrad Killertal Rider	19:36.11,5	8:06.18,4	(4)	509
5:13.50,7	4:59.47,0	4:57.51,0	4:24.42,8						
460.	Hofmann Holm	1978	D-Essen			19:39.15,2	8:09.22,1	(4)	694
4:55.46,3	5:07.11,2	4:58.47,5	4:37.30,2						
461.	Christ Oliver	1972	D-Heiligenhaus		CS Pure Racing Team	19:40.18,3	8:10.25,2	(4)	371
5:06.07,8	4:54.44,4	5:09.01,9	4:30.24,2						
462.	Brusis Heiko	1966	D-Gelsenkirchen		Haldenbiker	19:41.00,9	8:11.07,8	(4)	395
5:04.26,5	4:52.48,4	5:09.15,4	4:34.30,6						
463.	Höhle Bernd	1967	D-Schauenburg		Kette rechts	19:41.02,1	8:11.09,0	(4)	406
5:00.23,1	5:15.36,4	4:49.05,4	4:35.57,2						
464.	Horch Fabian	1981	D-Niestetal		FAHO ZG Kassel	19:42.43,7	8:12.50,6	(4)	544
5:09.02,0	4:52.03,4	5:00.01,6	4:41.36,7						
465.	Zandvliet Martijn	1971	B-Hoogstraten		Tijn&Eddy	19:44.44,3	8:14.51,2	(4)	624
4:57.21,6	5:13.49,5	4:57.29,3	4:36.03,9						
466.	Spitteler George	1988	NL-Hoorn			19:44.49,4	8:14.56,3	(4)	734
4:51.46,1	5:09.41,8	5:09.10,3	4:34.11,2						
467.	Persijn Joffrey	1988	NL-Dordrecht		Team Flachlanders Pro	19:44.58,1	8:15.05,0	(4)	452
4:51.56,0	5:09.39,7	5:09.10,7	4:34.11,7						
468.	Hess Volker	1971	D-Gaildorf		CRAFT and Friends	19:47.22,3	8:17.29,2	(4)	111
5:04.35,1	5:01.19,7	5:06.44,0	4:34.43,5						
469.	Cabooter Alexander	1970	NL-Den Haag		Regium Batavum Crusta	19:49.54,3	8:20.01,2	(4)	591
5:05.45,6	5:06.11,4	4:57.40,9	4:40.16,4						
470.	De Vos Wessel	1971	NL-IJsselstein			19:50.08,7	8:20.15,6	(4)	681
4:56.03,6	4:43.45,4	5:41.18,8	4:29.00,9						
471.	Sachs Elmar	1980	D-Jossgrund			19:50.45,7	8:20.52,6	(4)	642
5:05.02,4	4:50.51,5	5:04.05,8	4:50.46,0						
472.	Zauta Dirk	1967	Hochfelden		B2RS - BBT	19:51.48,7	8:21.55,6	(4)	120
3:45.04,8	4:10.15,1	3:56.28,8	8:00.00,0						
473.	Weinstich Martin	1988	A-Villach-Landskron		Carinthian BIKE BROS	19:52.03,0	8:22.09,9	(4)	140
5:06.07,3	5:05.16,4	4:59.25,4	4:41.13,9						
474.	Mühl Walter	1963	D-Stadtlauringen		Team Nonnensee	19:53.05,2	8:23.12,1	(4)	616
5:09.50,3	4:57.36,1	5:01.53,4	4:43.45,4						
475.	Logie Davy	1988	B-Roeselare			19:53.07,0	8:23.13,9	(4)	313
4:56.42,1	5:23.48,8	4:39.19,8	4:53.16,3						

Official timing and results by DATASPORT, CH-Gerlafingen
www.datasport.com for results, online registration, informations and news

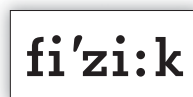


Bike Four Peaks 2015 - Tröpolach - Weissensee

(60) Overall Men

position	name	year	county	city	team	total	diff	races	bib
Stage1	Stage2	Stage3	Stage4						
476.	Sherer Lior	1969	ISR-Rosh-Haayin		CSC	19:57.30,6	8:27.37,5	(4)	227
5:02.51,8	4:57.39,0	5:04.37,7	4:52.22,1						
477.	van de Wiel Piet	1954	NL-Esbeek		Peerkes Bike Team	19:57.35,2	8:27.42,1	(4)	166
5:02.19,0	5:16.22,1	4:54.18,3	4:44.35,8						
478.	Horstmann Ralf	1973	D-Paderborn		DROP * FROM TEAM;	19:58.04,4	8:28.11,3	(4)	542
5:18.12,2	4:57.13,7	5:15.47,3	4:26.51,2						
479.	Trüschler Lutz	1968	D-Warendorf		Dangerriders	19:58.42,4	8:28.49,3	(4)	373
4:57.32,0	5:02.20,9	5:03.08,0	4:55.41,5						
480.	Döring André	1964	D-Hannover		Team PIRATE	20:00.02,2	8:30.09,1	(4)	619
5:05.24,0	4:54.10,9	5:13.58,1	4:46.29,2						
481.	Naômé Tom	1978	B-Heusden-Zolder		Endless Riding	20:00.15,4	8:30.22,3	(4)	236
4:54.02,2	5:07.53,2	5:15.11,1	4:43.08,9						
482.	Wunderlich Jan	1982	D-Fischerhude			20:00.34,2	8:30.41,1	(4)	756
4:56.55,9	5:03.03,6	5:09.05,0	4:51.29,7						
483.	Rey Maxime	1989	F-Montaimont			20:01.52,8	8:31.59,7	(4)	719
5:00.11,8	5:27.50,6	4:56.20,2	4:37.30,2						
484.	Schumacher Matthias	1973	D-München			20:03.36,5	8:33.43,4	(4)	493
5:04.48,1	5:21.23,8	4:59.57,1	4:37.27,5						
485.	Schmidt Richard	1976	A-Perchtoldsdorf		Bike4EMC	20:04.43,2	8:34.50,1	(4)	523
5:02.45,4	5:10.16,4	4:54.10,4	4:57.31,0						
486.	De Vylder Luc	1967	B-Kemzeke			20:05.29,7	8:35.36,6	(4)	203
4:09.25,8	4:16.58,7	7:50.00,0	3:49.05,2						
487.	Weber Marc	1961	L-Mondercange			20:05.34,2	8:35.41,1	(4)	666
5:02.40,5	5:22.53,9	4:58.43,1	4:41.16,7						
488.	Weber Guy	1963	L-Müllendorf			20:05.38,2	8:35.45,1	(4)	665
5:02.38,1	5:22.55,4	4:58.48,8	4:41.15,9						
489.	Schmitz Tom	1984	L-Esch Alzette			20:06.04,7	8:36.11,6	(4)	725
5:19.14,9	5:14.14,1	4:58.47,7	4:33.48,0						
490.	Wagner Martin	1970	A-Wien			20:07.06,2	8:37.13,1	(4)	752
4:43.22,6	5:08.21,2	5:14.20,5	5:01.01,9						
491.	Srutek René	1975	CZ-Horousanky		Fincentrum	20:07.40,3	8:37.47,2	(4)	546
5:15.49,2	4:59.20,3	5:09.03,2	4:43.27,6						
492.	Schmidt Harald	1972	A-Perchtoldsdorf		Bike4EMC	20:08.28,0	8:38.34,9	(4)	522
4:53.56,8	5:25.47,0	5:02.55,2	4:45.49,0						
493.	Hetzi Eduard	1954	A-Kufstein		Bikestars Kufstein	20:08.34,2	8:38.41,1	(4)	528
4:46.55,9	5:01.45,9	5:16.48,9	5:03.03,5						
494.	Hamilton Greg	1966	USA-Billerica			20:11.42,8	8:41.49,7	(4)	636
5:01.00,0	4:59.46,6	5:26.13,1	4:44.43,1						
495.	Lee Robert	1971	D-Weisendorf		FILTH AND FURY	20:12.59,8	8:43.06,7	(4)	388
5:02.13,2	4:59.46,4	5:26.13,4	4:44.46,8						
496.	Strunk Sascha	1964	D-Kassel		Kette rechts	20:16.12,9	8:46.19,8	(4)	773
5:15.34,8	5:13.25,9	5:09.06,9	4:38.05,3						
497.	De Jonge Paul	1962	NL-Eindhoven		no country for old men	20:16.26,5	8:46.33,4	(4)	581
5:02.55,7	5:11.41,1	5:06.10,0	4:55.39,7						
498.	Hulsbergen Jan	1970	NL-VUGHT		Bike Heart	20:16.53,4	8:47.00,3	(4)	515
5:22.01,8	5:06.05,1	5:12.48,4	4:35.58,1						
499.	Bom Bart	1981	NL-Rotterdam		Team ProQR	20:17.39,1	8:47.46,0	(4)	285
5:00.55,0	5:44.05,5	4:58.58,8	4:33.39,8						
500.	Baresel Andreas	1975	D-Rosenheim		Stadtwerke Rosenheim Bike Team	20:17.42,8	8:47.49,7	(4)	444
5:06.22,3	5:15.09,2	5:15.39,4	4:40.31,9						

Official timing and results by DATASPORT, CH-Gerlafingen
www.datasport.com for results, online registration, informations and news



Bike Four Peaks 2015 - Tröpolach - Weissensee

(60) Overall Men

position	name	year	county	city	team	total	diff	aces	bib
Stage1	Stage2	Stage3	Stage4						
501.	Dams Steven	1976	B-Tremelo		Van zwam	20:17.51,9	8:47.58,8	(4)	477
3:56.48,1	4:06.40,9	4:14.22,9	8:00.00,0						
502.	Greco Frank	1964	D-Bexbach			20:17.56,0	8:48.02,9	(4)	349
5:11.48,2	5:05.19,7	5:14.36,4	4:46.11,7						
503.	Oeschger Tom	1952	Oberentfelden			20:19.23,8	8:49.30,7	(4)	713
5:15.06,1	5:27.11,9	4:53.54,6	4:43.11,2						
504.	Krauss Gebhard	1955	A-Eggersriet		Biketeam Eggersriet	20:22.55,1	8:53.02,0	(4)	530
5:14.52,3	5:06.51,1	5:09.39,6	4:51.32,1						
505.	Lang Andreas	1973	D-Idstein		RSV Idstein	20:25.27,4	8:55.34,3	(4)	439
5:28.45,5	4:53.36,6	5:11.28,1	4:51.37,2						
506.	Baudet Frank	1969	NL-Driebergen			20:25.31,1	8:55.38,0	(4)	660
4:40.21,1	5:35.34,3	5:18.40,3	4:50.55,4						
507.	Raschle Marcel	1968	Eggersriet		Biketeam Eggersriet	20:26.06,7	8:56.13,6	(4)	529
5:14.57,8	5:08.04,8	5:10.45,2	4:52.18,9						
508.	Ameye Kevin	1988	B-Roeselare		Belgian Turbo Team	20:27.12,3	8:57.19,2	(4)	312
5:17.27,6	5:22.40,7	4:55.31,7	4:51.32,3						
509.	Könemann Hinrich	1964	D-Kassel		Kette Rechts	20:36.05,8	9:06.12,7	(4)	407
5:15.35,9	5:13.28,5	5:11.12,2	4:55.49,2						
510.	van den Bergh Barry	1964	NL-Rijen		Peerkes Bike Team	20:37.14,9	9:07.21,8	(4)	52
5:24.28,7	5:10.44,9	5:21.45,4	4:40.15,9						
511.	Schröcker Jochen	1967	D-Stadtlauringen		Team Nonnensee	20:39.18,1	9:09.25,0	(4)	617
5:09.41,3	5:06.36,5	5:29.12,1	4:53.48,2						
512.	La Rooy Arjen	1974	NL-Alkmaar		Bike Action Alkmaar	20:42.04,0	9:12.10,9	(4)	317
5:13.54,2	5:38.54,9	5:04.51,0	4:44.23,9						
513.	Miethaner Daniel	1986	D-München		Glöckchen	20:44.10,4	9:14.17,3	(4)	322
5:25.19,6	5:09.19,4	5:18.41,8	4:50.49,6						
514.	Bowier Sebastiaan	1987	NL-Den Haag			20:47.55,5	9:18.02,4	(4)	671
5:27.47,0	4:59.53,1	5:25.36,7	4:54.38,7						
515.	Carels Joachim	1976	USA-Brooklyn			20:48.11,0	9:18.17,9	(4)	676
4:54.45,4	5:16.13,5	5:20.07,4	5:17.04,7						
516.	Fischer Bernd	1976	D-Edingen-Neckarhausen			20:48.31,3	9:18.38,2	(4)	688
5:02.11,2	5:37.13,6	5:03.35,0	5:05.31,5						
517.	Krimm Olaf	1963	D-Olching		Glöckchen	20:48.50,1	9:18.57,0	(4)	321
5:07.31,6	5:15.34,3	5:15.19,4	5:10.24,8						
518.	Geerinck Frank	1970	B-Zele		the MTB Company	20:49.04,9	9:19.11,8	(4)	622
5:20.48,6	5:21.15,5	4:55.36,4	5:11.24,4						
519.	Schwarz Horst	1959	D-Zierenberg		MTB-Verein Zierenberg	20:51.41,7	9:21.48,6	(4)	573
5:14.25,9	5:19.47,6	5:14.43,2	5:02.45,0						
520.	Ibanez Juanjo	1979	D-München		Glöckchen	20:52.43,3	9:22.50,2	(4)	320
5:09.07,1	5:23.13,9	5:18.03,3	5:02.19,0						
521.	Hösel Carsten	1977	D-Freital			20:52.44,7	9:22.51,6	(4)	654
4:55.42,6	5:20.34,5	5:22.19,8	5:14.07,8						
522.	Peltola Arto	1984	FI-Hämeenlinna		Kuntorihi MTB	20:55.51,2	9:25.58,1	(4)	562
5:16.30,7	5:36.28,1	5:04.48,3	4:58.04,1						
523.	Wittmann Andreas	1961	D-Altenkunstadt		Mr. Bike Lichtenfels	20:57.02,6	9:27.09,5	(4)	412
5:10.54,7	5:21.24,6	5:27.50,0	4:56.53,3						
524.	Bures Michal	1980	CZ-Praha		Fincentrum	20:57.59,7	9:28.06,6	(4)	545
5:16.58,2	5:33.39,7	5:12.37,4	4:54.44,4						
525.	Fiedler Thomas	1955	D-Würzburg		RSG Würzburg	20:58.21,7	9:28.28,6	(4)	264
4:25.29,2	8:00.00,0	4:21.06,8	4:11.45,7						

Official timing and results by DATASPORT, CH-Gerlafingen
www.datasport.com for results, online registration, informations and news

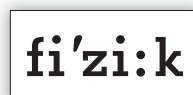
Bike Four Peaks 2015 - Tröpolach - Weissensee

date: 20.06.15
time: 16:26:50
page: 25

(60) Overall Men

position	name	year	county	city	team	total	diff	aces	bib
Stage1	Stage2	Stage3	Stage4						
526.	Kamphuis Guido	1980	NL-AMSTERDAM			21:00.11,0	9:30.17,9	(4)	703
5:19.56,5	5:17.26,7	5:07.22,1	5:15.25,7						
527.	Grote Carsten	1978	D-Ibbenbüren		Marathon Ibbenbüren	21:03.12,6	9:33.19,5	(4)	253
5:20.30,7	5:12.51,2	5:38.52,3	4:50.58,4						
528.	Stroomer Bob	1984	NL-Haarlem		Bike Action Alkmaar	21:03.51,8	9:33.58,7	(4)	319
5:27.01,1	5:14.49,1	5:30.23,5	4:51.38,1						
529.	Année Kris	1962	B-Zele		the MTB Company	21:08.09,2	9:38.16,1	(4)	621
5:20.47,6	5:21.14,9	5:14.41,9	5:11.24,8						
530.	Dolman Bert	1970	NL-Utrecht			21:09.30,1	9:39.37,0	(4)	683
5:23.12,4	5:25.49,4	5:05.36,9	5:14.51,4						
531.	Hanke Andreas	1963	D-Lauf		Redheads Team	21:10.58,3	9:41.05,2	(4)	434
4:07.43,8	4:18.10,9	4:45.03,6	8:00.00,0						
532.	Wiersma Eelco	1986	NL-Den Haag			21:11.02,1	9:41.09,0	(4)	755
5:27.47,2	4:59.53,0	5:25.37,2	5:17.44,7						
533.	Schnepper Dennis	1979	D-München		Glöckchen	21:11.16,5	9:41.23,4	(4)	323
4:36.48,9	8:00.00,0	4:18.01,1	4:16.26,5						
534.	Smit Harm	1984	NL-Amersfoort			21:11.53,5	9:42.00,4	(4)	731
5:25.45,1	5:10.22,3	5:31.23,5	5:04.22,6						
535.	Doree Norbert	1954	D-Norheim			21:12.21,6	9:42.28,5	(4)	684
5:19.58,0	5:30.44,7	5:15.49,4	5:05.49,5						
536.	Rasmussen Johnny	1956	DK-Frederikssund		Snakecity Devils	21:15.00,4	9:45.07,3	(4)	602
5:30.13,2	5:25.30,2	5:28.14,7	4:51.02,3						
537.	Sant Cristobal Vaquer Vincent	1992	E-Manacor		Bikepointmallorca Al Mar Racing	21:19.39,5	9:49.46,4	(4)	221
5:00.59,5	5:42.51,3	5:37.01,3	4:58.47,4						
538.	Ruwwe Christoph	1987	D-Germering		BaRu	21:20.59,5	9:51.06,4	(4)	514
5:19.34,0	5:13.18,1	5:09.45,8	5:38.21,6						
539.	Poppe René	1976	D-Bernau		TEAM ICKE	21:22.11,8	9:52.18,7	(4)	652
4:30.37,6	5:12.04,6	6:38.01,2	5:01.28,4						
540.	Sachs Dieter	1964	D-Partenstein		AXA-Team Frammersbach	21:23.45,4	9:53.52,3	(4)	513
5:09.23,2	5:18.26,1	5:47.34,7	5:08.21,4						
541.	Töffler Markus	1977	A-Linz		pewag racing team	21:27.03,4	9:57.10,3	(4)	174
5:26.24,5	5:15.28,9	5:38.59,1	5:06.10,9						
542.	Gallo Salvatore	1967	Ziefen		Engadinsnow	21:28.49,8	9:58.56,7	(4)	383
5:13.20,9	5:16.58,9	5:25.28,2	5:33.01,8						
543.	De Bruijne Ard	1967	NL-Houten			21:32.12,0	10:02.18,9	(4)	667
5:25.45,5	5:35.33,2	5:19.12,6	5:11.40,7						
544.	Den Ouden Marcel	1970	NL-Houten			21:33.28,3	10:03.35,2	(4)	668
5:26.19,6	5:35.35,6	5:19.49,8	5:11.43,3						
545.	Neirinck Sam	1983	B-Izegem		Belgian Turbo Team	21:40.55,9	10:11.02,8	(4)	311
5:53.32,3	5:24.59,5	5:12.25,5	5:09.58,6						
546.	Finger Reto	1972	D-Augsburg			21:41.38,6	10:11.45,5	(4)	686
5:49.28,3	5:26.18,4	5:29.16,8	4:56.35,1						
547.	Wenzel Tobias	1967	D-Großrückerswalde			21:48.17,0	10:18.23,9	(4)	657
5:30.41,4	5:30.25,4	5:39.18,4	5:07.51,8						
548.	Weiner Ludger	1961	D-Rauen			21:50.17,6	10:20.24,5	(4)	662
5:30.59,2	5:25.47,8	5:45.12,1	5:08.18,5						
549.	Wakefield Ian	1967	GB-Norwich		Team Rexhepi	21:54.50,6	10:24.57,5	(4)	461
5:47.01,8	5:19.19,5	5:51.51,6	4:56.37,7						
550.	Siebers Jeremy	1981	NL-Eindhoven		no country for old men	21:56.56,0	10:27.02,9	(4)	582
5:20.05,5	5:30.19,2	5:48.41,3	5:17.50,0						

Official timing and results by DATASPORT, CH-Gerlafingen
www.datasport.com for results, online registration, informations and news



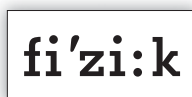
Bike Four Peaks 2015 - Tröpolach - Weissensee

date: 20.06.15
time: 16:26:50
page: 26

(60) Overall Men

position	name	year	county	city	team	total	diff	aces	bib
Stage1	Stage2	Stage3	Stage4						
551.	Schmitz Daniel	1981	D-Voerde		Marathon Ibbenbüren	21:56.58,2	10:27.05,1	(4)	568
5:40.38,7	5:39.28,2	5:38.51,9	4:57.59,4						
552.	Marfelt Kim	1962	DK-Slangerup		Snakecity Devils	21:57.51,4	10:27.58,3	(4)	605
5:33.15,3	5:26.49,8	5:30.48,5	5:26.57,8						
553.	Valkenhoef Leon	1970	NL-Soesterberg		RWP Bilthoven	22:00.27,9	10:30.34,8	(4)	595
5:11.33,6	5:43.22,1	5:36.47,4	5:28.44,8						
554.	Hansmann Thomas	1961	D-Wolfenbüttel		Kette rechts	22:00.42,4	10:30.49,3	(4)	405
5:20.58,3	5:29.25,2	5:29.04,1	5:41.14,8						
555.	Österreicher Ronald	1972	A-Wien			22:03.04,8	10:33.11,7	(4)	714
5:32.00,4	5:17.23,3	5:47.51,3	5:25.49,8						
556.	Zettl Wolfgang	1962	A-Wien			22:08.59,5	10:39.06,4	(4)	760
5:23.32,5	5:34.21,1	5:39.37,7	5:31.28,2						
557.	De Vos Koen	1968	B-Gent			22:09.43,2	10:39.50,1	(4)	680
5:40.46,2	5:36.51,1	5:53.37,6	4:58.28,3						
558.	Partetzke Matthias	1971	D-Bad Iburg		TV Bad Iburg	22:10.13,0	10:40.19,9	(4)	476
5:32.20,5	5:34.26,1	5:58.18,1	5:05.08,3						
559.	Guggemos Tobias	1985	D-Aachen		Brand Riders	22:12.00,6	10:42.07,5	(4)	531
6:20.17,7	5:35.21,5	5:17.15,5	4:59.05,9						
560.	Pfenning Andy	1972	D-Regensburg		dowe sportswear	22:19.50,1	10:49.57,0	(4)	540
5:45.42,7	5:54.01,3	5:26.15,3	5:13.50,8						
561.	Fischer Michael	1973	Zürich			22:25.45,2	10:55.52,1	(4)	687
5:55.05,1	5:31.25,7	5:50.52,2	5:08.22,2						
562.	Brouwer Sander	1971	NL-Oudorp			22:28.05,9	10:58.12,8	(4)	674
5:35.19,8	5:26.29,2	5:54.20,2	5:31.56,7						
563.	Lengers Ed	1967	NL-Alkmaar			22:28.06,7	10:58.13,6	(4)	706
5:35.19,2	5:26.29,7	5:54.20,5	5:31.57,3						
564.	Dagan Ron	1965	ISR-Halutz			22:31.28,4	11:01.35,3	(4)	658
5:41.49,6	5:44.03,9	5:42.39,3	5:22.55,6						
565.	Klauser Martin	1965	A-St. Pölten		decopoint	22:35.04,6	11:05.11,5	(4)	376
5:43.23,9	5:38.24,7	5:29.21,9	5:43.54,1						
566.	Lujambio Ander	1991	D-Köln		Euskal Herria	22:35.42,6	11:05.49,5	(4)	238
5:32.33,2	5:42.51,3	5:57.12,3	5:23.05,8						
567.	Bosler Thomas	1961	A-Wien		MYF-FeineFahrräderTeamMünchen	22:36.53,5	11:07.00,4	(4)	577
5:47.48,6	5:32.56,4	5:48.14,6	5:27.53,9						
568.	Stibitzhofer Franz	1962	A-Wien		Bike4EMC	22:43.28,3	11:13.35,2	(4)	524
5:52.29,0	5:55.58,5	5:43.36,0	5:11.24,8						
569.	Palm Soren	1968	DK-Kastrup		Team Ingolf	22:43.52,2	11:13.59,1	(4)	377
5:40.19,0	5:39.49,3	6:00.45,0	5:22.58,9						
570.	Dragoun Oliver	1975	A-Wien		team HILLINGER	22:52.01,4	11:22.08,3	(4)	764
5:43.01,6	5:33.51,1	5:46.51,9	5:48.16,8						
571.	Steinbrugger Andreas	1973	A-Purkersdorf		team HILLINGER	22:52.04,1	11:22.11,0	(4)	769
5:43.02,4	5:33.51,5	5:46.53,5	5:48.16,7						
572.	Kjeldbjerg Kim Breck	1974	DK-Frederikssund		Snakecity Devils	22:52.46,3	11:22.53,2	(4)	604
5:20.01,3	5:49.04,2	6:16.41,3	5:26.59,5						
573.	Wurzinger Wolfgang	1973	A-Biedermannsdorf		PlusMinus	22:54.09,4	11:24.16,3	(4)	423
5:22.58,7	5:53.50,3	6:02.40,8	5:34.39,6						
574.	Hochfeld Brett	1979	GB-London			23:00.01,7	11:30.08,6	(4)	693
5:39.41,0	5:54.26,9	5:59.28,6	5:26.25,2						
575.	Van Wijk Bart	1979	NL-Maastricht			23:00.45,4	11:30.52,3	(4)	630
5:37.59,7	5:35.47,5	6:09.53,2	5:37.05,0						

Official timing and results by DATASPORT, CH-Gerlafingen
www.datasport.com for results, online registration, informations and news

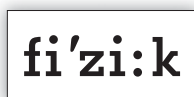


Bike Four Peaks 2015 - Tröpolach - Weissensee

(60) Overall Men

position	name	year	county	city	team	total	diff	aces	bib
Stage1	Stage2	Stage3	Stage4						
576.	Sikic Patrick	1986	A-Gunskirchen			23:01.28,2	11:31.35,1	(4)	730
5:28.46,9	5:55.21,2	6:02.40,4	5:34.39,7						
577.	Peisl Jason	1967	RSA-cape town		Swift Carbon	23:04.44,1	11:34.51,0	(4)	59
9:00.00,0	4:48.21,6	4:44.44,7	4:31.37,8						
578.	Karaman Philipp Nidal	1979	A-Wien			23:05.42,3	11:35.49,2	(4)	704
5:09.15,1	4:57.19,5	7:50.00,0	5:09.07,7						
579.	Murphy Eamon	1960	GB-Newry			23:15.27,5	11:45.34,4	(4)	640
5:25.29,5	6:05.36,9	6:08.06,8	5:36.14,3						
580.	Mallon Martin	1980	IRL-Newry		South Armagh worriors	23:17.46,6	11:47.53,5	(4)	441
5:27.49,8	6:05.36,0	6:08.07,0	5:36.13,8						
581.	Nielsen Ole T.	1967	DK-Otterup		TeAmalpha	23:22.19,6	11:52.26,5	(4)	471
5:31.27,7	5:49.04,2	6:16.38,5	5:45.09,2						
582.	Schabus Jochen	1979	A-Grafenbach		bonanza 6	23:25.12,7	11:55.19,6	(4)	368
5:03.19,5	5:15.38,0	5:06.15,2	8:00.00,0						
583.	Walther Pierre	1963	D-Kassel		Kette rechts	23:26.37,6	11:56.44,5	(4)	404
5:53.43,7	5:53.34,4	5:58.02,9	5:41.16,6						
584.	Rickus Frank	1973	D-Beltheim		Team Kurz Kurz	23:36.03,6	12:06.10,5	(4)	457
5:43.03,4	5:56.26,6	5:55.24,4	6:01.09,2						
585.	Petry Uwe	1966	D-Alterkülz		Team Kurz Kurz	23:36.04,9	12:06.11,8	(4)	456
5:43.04,6	5:56.27,0	5:55.24,1	6:01.09,2						
586.	Fjeldsoe Michael	1963	DK-Frederikssund		Snake City Devils	23:42.47,5	12:12.54,4	(4)	601
5:45.15,4	6:13.50,9	6:16.42,2	5:26.59,0						
587.	Brempele Alexander	1989	E-Portocristo		Bikepointmallorca Al Mar Racing	24:01.06,1	12:31.13,0	(4)	220
5:38.44,6	5:53.22,5	6:28.14,5	6:00.44,5						
588.	Baart René	1967	D-Schliersee		Craft and friends	24:03.14,5	12:33.21,4	(4)	114
6:01.57,0	6:00.31,2	6:02.37,0	5:58.09,3						
589.	Kopp Rainer	1966	D-Metzingen		CRAFT - ROCKY MOUNTAIN Team Friends	24:16.25,6	12:46.32,5	(4)	492
5:51.17,2	6:01.53,3	6:25.06,1	5:58.09,0						
590.	Hofmann Matthias	1966	D-Schwerte		Dangerriders	24:16.47,3	12:46.54,2	(4)	372
5:43.20,9	6:33.54,5	5:59.43,3	5:59.48,6						
591.	Schuster Ralf	1964	D-Neustadt		Bike-Guide-Pfalz.de	24:19.22,7	12:49.29,6	(4)	526
6:03.19,8	5:38.56,6	6:16.13,8	6:20.52,5						
592.	Warschke Marc	1984	D-Straßdorf			24:20.55,8	12:51.02,7	(4)	753
6:05.58,0	6:23.23,9	5:53.23,1	5:58.10,8						
593.	Grabnegger Norbert	1968	A-Feldkirchen in Kärnten			24:27.05,4	12:57.12,3	(4)	690
5:59.02,1	6:14.28,9	6:16.06,7	5:57.27,7						
594.	Weipert Ludwig	1958	D-Stadtlauringen		Team Nonnensee	24:28.39,8	12:58.46,7	(4)	618
6:10.59,1	6:04.00,3	6:21.06,2	5:52.34,2						
595.	Mannl Udo	1966	D-Stadtlauringen		Team Nonnensee	24:28.47,9	12:58.54,8	(4)	501
6:11.01,9	6:04.01,4	6:21.09,1	5:52.35,5						
596.	Homann Georg	1956	A-Maria Rain		im.puls sport	24:38.41,0	13:08.47,9	(4)	553
5:27.45,3	8:00.00,0	5:58.39,3	5:12.16,4						
597.	Meinl Martin	1966	A-Wien		Bike4EMC	24:55.08,5	13:25.15,4	(4)	519
6:03.34,3	6:07.40,3	6:16.30,8	6:27.23,1						
598.	Kempf Thomas	1968	D-Rüsselsheim		2 TK	24:55.10,9	13:25.17,8	(4)	502
6:19.53,4	6:15.32,6	6:26.54,7	5:52.50,2						
599.	Lube Thomas	1978	D-Berlin		TEAM ICKE	25:03.19,0	13:33.25,9	(4)	708
6:00.09,6	6:44.55,8	6:32.54,8	5:45.18,8						
600.	Redzepe Mursel	1965	GB-Reading		TEAM REXHEPI	25:05.29,8	13:35.36,7	(4)	459
6:18.06,8	6:26.58,4	6:13.52,0	6:06.32,6						

Official timing and results by DATASPORT, CH-Gerlafingen
www.datasport.com for results, online registration, informations and news



Bike Four Peaks 2015 - Tröpolach - Weissensee

(60) Overall Men

position	name	year	county	city	team	total	diff	races	bib
Stage1	Stage2	Stage3	Stage4						
601.	Alcock Ian	1981	IRL-kildare		Team Cogs	25:17.16,8	13:47.23,7	(4)	277
9:00.00,0	5:28.01,3	5:27.01,8	5:22.13,7						
602.	Caraher Robert	1981	IRL-Dundalk			25:21.40,7	13:51.47,6	(4)	633
6:25.45,7	6:35.04,6	6:19.36,6	6:01.13,8						
603.	McCarthy Liam	1981	IRL-Dundalk			25:26.36,7	13:56.43,6	(4)	639
6:25.48,4	6:35.03,7	6:24.29,4	6:01.15,2						
604.	Fleischmann Sven	1977	D-Roßtal		Svanja	25:36.29,8	14:06.36,7	(4)	446
6:24.39,2	6:07.32,4	6:37.27,8	6:26.50,4						
605.	Sillankorva Ilkka	1971	FI-Tuusula		Team KorsKa Finland	25:37.24,3	14:07.31,2	(4)	455
7:20.35,2	6:33.50,0	6:16.28,2	5:26.30,9						
606.	Wilke Norman	1968	D-Wolsfeld		TEAM ICKE	25:38.32,3	14:08.39,2	(4)	663
6:26.27,9	6:21.04,6	6:38.00,0	6:12.59,8						
607.	Scherf Marcel	1987	D-Köln		BAR-TEAM	25:47.40,1	14:17.47,0	(4)	361
6:51.12,0	6:35.04,3	6:37.17,9	5:44.05,9						
608.	Weston Dave	1963	IRL-County Wicklow			25:49.35,9	14:19.42,8	(4)	649
6:18.17,5	8:00.00,0	5:47.07,5	5:44.10,9						
609.	Penc Herbert	1958	A-Wien		Bike4EMC	26:05.24,1	14:35.31,0	(4)	520
6:54.08,8	6:22.23,6	6:21.27,0	6:27.24,7						
610.	Hartwich Frank	1969	D-München		MYF-FeineFahrräderTeamMünchen	26:27.52,1	14:57.59,0	(4)	578
6:41.58,2	6:23.46,9	6:47.55,2	6:34.11,8						
611.	Dienersberger Robert	1964	D-Leipzig		MYF-FeineFahrräderTeamMünchen	26:27.57,3	14:58.04,2	(4)	579
6:41.59,2	6:23.47,0	6:47.55,5	6:34.15,6						
612.	Kraft Daniel	1976	D-Bernau		TEAM ICKE	26:49.12,3	15:19.19,2	(4)	661
6:43.05,4	6:39.22,0	6:47.47,8	6:38.57,1						
613.	Schuchter Philipp	1949	Teufen AR			27:01.01,3	15:31.08,2	(4)	728
6:29.49,1	6:22.50,3	6:08.21,9	8:00.00,0						
614.	Unger Ralf	1981	D-Röthenbach			27:42.40,4	16:12.47,3	(4)	647
9:00.00,0	6:07.29,6	6:47.46,6	5:47.24,2						
615.	Hollaus Lukas	1980	D-Nürnberg			28:08.34,5	16:38.41,4	(4)	695
7:07.59,5	8:00.00,0	6:47.46,6	6:12.48,4						
616.	Zamfirache Adrian	1979	R-Bucharest			28:31.18,5	17:01.25,4	(4)	757
6:52.06,6	6:51.16,1	6:47.55,8	8:00.00,0						

total: 616

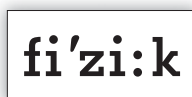
Bike Four Peaks 2015 - Hermagor - Tröpolach

date: 19.06.15
time: 16:37:22
page: 2

(50) Overall Women

position	name	year	county	city	team	total	diff	aces	bib
Stage1	Stage2	Stage3							
26.	Wagner Ulrike	1960	A-Graz			14:38.57,4	3:50.13,8	(3)	356
4:51.03,4	5:01.16,1	4:46.37,9							
27.	Pokobova Vladka	1980	B-Tongeren			14:39.23,1	3:50.39,5	(3)	717
4:59.58,5	4:50.10,5	4:49.14,1							
28.	Kaldowski Martina	1977	Brütten			14:44.28,7	3:55.45,1	(3)	62
4:32.56,9	5:10.42,5	5:00.49,3							
29.	Hell Birgit	1975	D-Dettingen		Gaudibiker	14:49.47,9	4:01.04,3	(3)	549
5:09.20,7	4:59.57,2	4:40.30,0							
30.	Winter Romana	1977	A-Wien		Team Sportordination	14:53.29,8	4:04.46,2	(3)	466
5:03.06,1	5:01.27,1	4:48.56,6							
31.	Schubert Simone	1977	D-Landshut		Soli Wartenberg/ Team Schauer	15:03.14,4	4:14.30,8	(3)	606
4:56.26,0	5:02.55,5	5:03.52,9							
32.	Salzgeber Michaela	1969	D-Heilbronn		Craft & Friends	15:07.43,0	4:18.59,4	(3)	26
4:57.45,7	4:59.41,5	5:10.15,8							
33.	Luttenberg Ranhilde	1988	NL-Den Haag		RWV De Spartaan	15:15.03,7	4:26.20,1	(3)	596
4:53.20,2	5:16.16,0	5:05.27,5							
34.	Bütow Julia	1983	D-Paderborn		DROP * FROM TEAM;	15:34.46,5	4:46.02,9	(3)	541
5:18.12,3	4:57.13,8	5:19.20,4							
35.	Horn Verena	1983	A-Ferlach			15:38.32,0	4:49.48,4	(3)	697
5:03.41,2	5:13.58,1	5:20.52,7							
36.	Cwioro Tanja	1974	A-Paternion		Team Kärnten Challenge	15:40.24,3	4:51.40,7	(3)	101
5:23.58,4	5:19.44,6	4:56.41,3							
37.	Hulsbergen Mariet	1973	NL-Vught		Bike Heart	15:44.24,9	4:55.41,3	(3)	516
5:22.01,6	5:07.50,1	5:14.33,2							
38.	Bastiaansen Tanja	1970	NL-Geertruidenberg		Peerkes Bike Team	16:01.12,3	5:12.28,7	(3)	44
5:24.27,8	5:13.05,7	5:23.38,8							
39.	Buchacher Christina	1988	A-Villach		Qloom Sports AG	16:24.20,3	5:35.36,7	(3)	175
5:24.58,8	5:30.27,4	5:28.54,1							
40.	Keohan Paula	1979	IRL-Dublin			16:34.52,8	5:46.09,2	(3)	186
5:29.41,9	5:48.16,4	5:16.54,5							
41.	Auerbach Iris	1959	D-Filderstadt		CRAFT - ROCKY MOUNTAIN Team Friends	17:02.14,6	6:13.31,0	(3)	107
5:43.54,9	5:42.40,7	5:35.39,0							
42.	Winters Bea	1967	NL-Wijk bij Duurstede		RWP Bilthoven	17:04.41,4	6:15.57,8	(3)	594
5:44.05,0	5:40.24,6	5:40.11,8							
43.	Kießling Simone	1987	D-Benediktbeuern			17:06.05,5	6:17.21,9	(3)	187
5:47.32,4	5:43.19,7	5:35.13,4							
44.	Schmidt Silke	1969	D-Untergruppenbach			17:32.36,3	6:43.52,7	(3)	183
5:49.26,8	5:40.18,7	6:02.50,8							
45.	Nette Anja	1980	D-Bayreuth		29-er Racing Team	17:33.09,4	6:44.25,8	(3)	503
6:03.13,3	5:43.19,3	5:46.36,8							
46.	Janz Jill Meike	1988	D-Babenhausen		CRAFT-ROCKY MOUNTAIN	17:35.30,1	6:46.46,5	(3)	98
5:45.06,0	6:02.05,8	5:48.18,3							
47.	Schiffer Christina	1971	D-Essen			17:44.40,3	6:55.56,7	(3)	723
5:50.12,0	5:55.08,4	5:59.19,9							
48.	Kopp Julia	1996	D-Metzingen		CRAFT - ROCKY MOUNTAIN Team Friends	18:18.32,0	7:29.48,4	(3)	491
5:51.18,3	6:02.05,5	6:25.08,2							
49.	Thannheimer Bettina	1985	D-Kempten		RSC AUTO BROSCH Kempten	18:44.58,0	7:56.14,4	(3)	261
5:22.15,6	5:32.42,4	7:50.00,0							
50.	Redzepe Kathleen	1968	GB-Reading		TEAM REXHEPI	18:58.56,4	8:10.12,8	(3)	460
6:18.06,3	6:26.57,5	6:13.52,6							

Official timing and results by DATASPORT, CH-Gerlafingen
www.datasport.com for results, online registration, informations and news



Bike Four Peaks 2015 - Hermagor - Tröpolach

(50) Overall Women

position	name	year	county	city	team	total	diff	aces	bib
Stage1	Stage2	Stage3							
51.	Borchardt Tanja	1973	D-Roßtal		Svanja	19:09.43,1	8:20.59,5	(3)	445
6:24.39,9	6:07.33,4	6:37.29,8							
52.	Oswald Tanni	1970	D-Landsberg		SCOTT-RC-BAYERN	20:01.21,1	9:12.37,5	(3)	599
6:49.56,6	6:22.46,4	6:48.38,1							

total: 52

(60) Overall Men

position	name	year	county	city	team	total	diff	aces	bib
Stage1	Stage2	Stage3							
1.	Ragnoli Juri	1988	I-Rodengo Saiano (BS)		Team Scott	8:32.11,4	-----	(3)	41
2:29.54,1	3:12.38,7	2:49.38,6							
2.	Sauser Christoph	1976	Sigriswil		Specialized Racing	8:36.53,7	4.42,3	(3)	1
2:34.37,2	3:12.38,3	2:49.38,2							
3.	Hochenwarter Uwe	1986	A-Kirchbach		Team BIKEARENA Obertraun	8:39.58,9	7.47,5	(3)	12
2:34.46,0	3:12.38,6	2:52.34,3							
4.	Leisling Matthias	1988	D-Bad Tölz		Team TEXPA-SIMPLON	8:44.20,8	12.09,4	(3)	2
2:37.31,2	3:12.42,3	2:54.07,3							
5.	Platt Karl	1978	D-Osthofen		Team BULLS	8:47.55,7	15.44,3	(3)	13
2:38.50,8	3:13.29,0	2:55.35,9							
6.	Schöggel David	1985	A-Eibiswald		KTM RAD.SPORT.SZENE Ausseerland	8:48.42,8	16.31,4	(3)	10
2:38.19,5	3:13.00,1	2:57.23,2							
7.	Thaler Guido	1982	A-Nassereith		CRAFT - ROCKY MOUNTAIN Team	8:51.57,3	19.45,9	(3)	22
2:39.17,4	3:13.03,0	2:59.36,9							
8.	Schneidawind Christian	1982	D-Haßfurt		Team TEXPA-SIMPLON	9:03.16,4	31.05,0	(3)	16
2:47.32,4	3:13.36,9	3:02.07,1							
9.	Mayer Wolfgang	1983	D-Murg		Team TEXPA-SIMPLON	9:03.27,1	31.15,7	(3)	30
2:46.00,2	3:17.45,2	2:59.41,7							
10.	Sahm Stefan	1976	D-Mössingen		Team BULLS	9:03.42,5	31.31,1	(3)	14
2:44.54,6	3:13.29,3	3:05.18,6							
---	Weisenseel Jochen	1993	D-Schweinfurt		CRAFT - ROCKY MOUNTAIN Team	9:03.42,5	31.31,1	(3)	20
2:44.04,1	3:16.00,8	3:03.37,6							
12.	Islitzer Lukas	1991	A-Gosau		CRAFT - ROCKY MOUNTAIN Team	9:04.25,5	32.14,1	(3)	25
2:50.10,8	3:12.59,7	3:01.15,0							
13.	Clepe Wouter	1977	H-Budapest		Team Freerider.ro	9:06.40,3	34.28,9	(3)	282
2:47.55,1	3:16.48,3	3:01.56,9							
14.	Wagner Johannes	1991	D-Lützelbach		Team TEXPA-SIMPLON	9:07.16,2	35.04,8	(3)	29
2:38.35,8	3:12.59,1	3:15.41,3							
15.	Van der Werf Rob	1983	NL-Gilze		Backdraft MTB Team	9:09.23,8	37.12,4	(3)	126
2:48.05,5	3:19.13,6	3:02.04,7							
16.	Schütz André	1991	D-Gries		Team TEXPA-SIMPLON	9:12.09,8	39.58,4	(3)	27
2:52.09,2	3:15.57,8	3:04.02,8							
17.	Bölts Udo	1966	D-Heltersberg		CRAFT - ROCKY MOUNTAIN Team	9:12.54,8	40.43,4	(3)	18
2:52.25,6	3:15.59,2	3:04.30,0							
18.	Färberböck Mario	1983	A-Anthering		BIKEPALAST Salzburg	9:14.12,6	42.01,2	(3)	70
2:54.23,4	3:16.48,1	3:03.01,1							
19.	Gerber Hansjürg	1966	Thun		bikeholiday.ch / acefactory	9:20.48,1	48.36,7	(3)	6
2:53.33,9	3:19.14,1	3:08.00,1							

Official timing and results by DATASPORT, CH-Gerlafingen
 www.datasport.com for results, online registration, informations and news

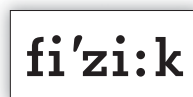
Bike Four Peaks 2015 - Hermagor - Tröpolach

date: 19.06.15
time: 16:37:22
page: 4

(60) Overall Men

position	name	year	county	city	team	total	diff	aces	bib
Stage1	Stage2	Stage3							
20.	Zorn Manuel	1984	A-Mieders		Team Serles	9:23.24,0	51.12,6	(3)	88
2:53.53,7	3:19.42,6	3:09.47,7							
21.	Hofer Franz	1981	I-Volser Aicha (BZ)		Team Scott	9:24.42,4	52.31,0	(3)	40
2:51.23,5	3:13.28,1	3:19.50,8							
22.	Wieltschnig Silvio	1973	A-St. Stefan/Gail		fitstore24 SC-Hermagor	9:24.56,6	52.45,2	(3)	9
2:53.37,2	3:23.31,0	3:07.48,4							
23.	Intravaia Marco	1987	D-Herdecke		CRAFT - ROCKY MOUNTAIN Team Experts	9:29.16,0	57.04,6	(3)	24
2:58.52,2	3:19.42,4	3:10.41,4							
24.	Deutschendorf Andreas	1978	D-Lenggries		CRAFT - ROCKY MOUNTAIN Team Experts	9:30.54,3	58.42,9	(3)	99
2:55.57,9	3:24.02,6	3:10.53,8							
25.	Zorn Siegfried	1967	A-Mieders		Team Serles	9:32.41,5	1:00.30,1	(3)	299
2:53.19,3	3:24.03,1	3:15.19,1							
26.	Warter Anton	1972	A-Mitterberg		KTM RAD.SPORT.SZENE Ausseerland	9:32.50,8	1:00.39,4	(3)	96
2:50.55,8	3:30.56,0	3:10.59,0							
27.	Hochmüller Christoph	1990	A-Graz		Radclub Arbö Griffen/IMPULS Sport	9:35.58,3	1:03.46,9	(3)	258
3:01.14,1	3:25.28,9	3:09.15,3							
28.	Reiser Marcel	1986	D-Kempten		RSC AUTO BROSCHE Kempten	9:38.36,2	1:06.24,8	(3)	262
2:58.52,4	3:23.06,7	3:16.37,1							
29.	Hagspiel Elias	1994	A-Hittisau		Protective Bike Wear	9:39.30,8	1:07.19,4	(3)	100
2:54.28,2	3:29.41,8	3:15.20,8							
30.	Biersack Markus	1973	D-Regensburg		Veloclub Ratisbona Regensburg	9:39.39,2	1:07.27,8	(3)	8
3:04.50,7	3:23.50,9	3:10.57,6							
31.	Hardter Uwe	1977	D-Münsingen		Team TEXPA-SIMPLON	9:41.23,2	1:09.11,8	(3)	15
2:59.15,4	3:15.55,5	3:26.12,3							
32.	Schmidtmann Tobias	1988	D-Haina		EGF Bunstruth Racing	9:43.06,8	1:10.55,4	(3)	77
2:59.53,1	3:23.56,2	3:19.17,5							
33.	Bresser Carsten	1970	D-Rhodt		Craft - Rocky Mountain	9:44.38,6	1:12.27,2	(3)	97
2:57.17,6	3:24.03,0	3:23.18,0							
34.	Nipperdey Johannes	1989	D-Ellrich		NRT Protective	9:44.45,6	1:12.34,2	(3)	82
3:01.09,5	3:23.59,5	3:19.36,6							
35.	Eder Robert	1986	A-Spittal an der Drau		Bigtime Sport Maishofen	9:46.53,5	1:14.42,1	(3)	218
3:01.00,1	3:30.27,1	3:15.26,3							
36.	Zörweg Heinz	1962	A-Gröbming		KTM Radsportszene Ausseerland	9:48.08,8	1:15.57,4	(3)	5
2:58.50,9	3:28.21,5	3:20.56,4							
37.	Kreuchler Christian	1985	D-Alach		r2-bike.com MTB RACING	9:49.52,4	1:17.41,0	(3)	43
3:07.31,4	3:37.58,9	3:04.22,1							
38.	Carstens Sven	1990	D-Kirchheim		Best-Bike-Parts/BurTec	9:53.22,2	1:21.10,8	(3)	66
3:07.27,2	3:24.35,8	3:21.19,2							
39.	Manz Gerd	1972	D-Oberreichenbach		#TEAMadidas	9:54.02,3	1:21.50,9	(3)	213
3:09.00,4	3:28.20,6	3:16.41,3							
40.	Carl Norman	1980	D-München		NRT Protective	9:54.56,9	1:22.45,5	(3)	159
3:09.12,9	3:24.29,5	3:21.14,5							
41.	Guglberger Günter	1967	A-Telfes im Stubai		Team Serles	9:56.00,0	1:23.48,6	(3)	89
3:06.42,9	3:28.21,5	3:20.55,6							
42.	Hartmann Andreas	1991	D-Bad Reichenhall		CRAFT - ROCKY MOUNTAIN Team	10:03.54,2	1:31.42,8	(3)	23
2:43.40,3	3:14.38,3	4:05.35,6							
43.	Lindic Primoz	1979	SLO-Celje		Bicikel.com prek Alp	10:04.42,6	1:32.31,2	(3)	67
3:09.45,0	3:33.52,9	3:21.04,7							
44.	Braun Reinhard	1962	D-Fischerbach		RSV Fischerbach/Ritzelrockner	10:05.19,1	1:33.07,7	(3)	7
3:07.48,3	3:34.35,2	3:22.55,6							

Official timing and results by DATASPORT, CH-Gerlafingen
www.datasport.com for results, online registration, informations and news

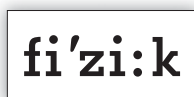


Bike Four Peaks 2015 - Hermagor - Tröpolach

(60) Overall Men

position	name	year	county	city	team	total	diff	aces	bib
Stage1	Stage2	Stage3							
45.	Zorn Armin	1988	A-Mieders		Team Serles	10:05.49,1	1:33.37,7	(3)	490
3:10.23,6	3:30.32,1	3:24.53,4							
46.	Timmer Pault	1986	NL-Gasselte		Team Egberts	10:06.08,1	1:33.56,7	(3)	281
3:08.53,4	3:36.11,1	3:21.03,6							
47.	Amhof Philipp	1980	Bülach		B2RS - BBT	10:07.24,8	1:35.13,4	(3)	119
3:13.16,6	3:34.42,1	3:19.26,1							
48.	Tanzer Manuel	1981	D-Garmisch-Partenkirchen		Sponser Sport Food - 4Lynni&4llvy	10:12.53,6	1:40.42,2	(3)	442
3:07.10,5	3:33.34,9	3:32.08,2							
49.	Monese Phetetso	1984	LES-Maseru		Lesotho Sky - Alliance	10:14.42,3	1:42.30,9	(3)	250
3:05.56,8	3:43.18,5	3:25.27,0							
50.	Heytens Wouter	1969	B-Herk-de-Stad		Sportive Bike Team	10:15.11,9	1:43.00,5	(3)	271
3:14.24,6	3:34.47,2	3:26.00,1							
51.	Beers Matthew	1994	RSA-cape town		Squirt	10:15.48,0	1:43.36,6	(3)	494
3:05.54,3	3:21.25,2	3:48.28,5							
52.	Boss Marcel	1980	St. Stephan		sputnik-bikeshop.ch	10:17.06,4	1:44.55,0	(3)	443
3:08.59,4	3:43.26,8	3:24.40,2							
53.	Hoepperger Werner	1959	A-Flauring		Team Peto Zams	10:17.29,6	1:45.18,2	(3)	86
3:10.00,7	3:38.16,0	3:29.12,9							
54.	Elsässer Daniel	1979	D-Mömbis		Team Bikestore RACE WORX // Pekafit	10:17.39,9	1:45.28,5	(3)	64
3:14.21,6	3:33.50,5	3:29.27,8							
55.	Voll Ulrich	1962	D-Duisburg			10:18.06,9	1:45.55,5	(3)	188
3:19.39,7	3:33.44,7	3:24.42,5							
56.	Emmerik Michael	1983	NL-Alkmaar		Bike Action Alkmaar	10:18.12,3	1:46.00,9	(3)	131
3:17.59,1	3:35.34,8	3:24.38,4							
57.	Götze Danny	1974	D-Veckenstedt		NRT Protective	10:19.43,7	1:47.32,3	(3)	161
3:16.36,1	3:33.46,4	3:29.21,2							
58.	Urbancic Milan	1969	SLO-Bled		Team Kärnten Challenge	10:19.54,8	1:47.43,4	(3)	85
3:11.34,5	3:43.18,2	3:25.02,1							
59.	Kohl Hannes	1988	D-Hersbruck		Polsterei Intech Bike Team	10:21.32,1	1:49.20,7	(3)	424
3:16.55,6	3:35.33,9	3:29.02,6							
60.	Klocke Gerald	1984	D-Wernigerode		NRT Protective	10:21.39,0	1:49.27,6	(3)	160
3:19.25,1	3:36.07,2	3:26.06,7							
61.	Vonk Sander	1981	A-Salzburg		Peerkes Bike Team	10:21.54,2	1:49.42,8	(3)	46
3:21.20,1	3:34.32,6	3:26.01,5							
62.	Bank Christian	1989	D-Großlohra		NRT Protective	10:24.12,4	1:52.01,0	(3)	83
3:18.16,7	3:33.46,4	3:32.09,3							
63.	Müller Eric	1989	D-Haßloch		CRAFT - ROCKY MOUNTAIN Team Experts	10:24.49,1	1:52.37,7	(3)	55
3:19.54,2	3:35.05,3	3:29.49,6							
64.	Steiert Martin	1969	Matzingen		bikewerkstatt.ch	10:25.46,2	1:53.34,8	(3)	73
3:19.18,8	3:36.03,9	3:30.23,5							
65.	Heylen Keith	1990	B-Booischoot		MTB Heylen	10:26.32,6	1:54.21,2	(3)	81
3:26.48,0	3:33.38,1	3:26.06,5							
66.	Kainz Matej	1976	SLO-Petrovce		Bicikel.com prek Alp	10:28.21,1	1:56.09,7	(3)	129
3:14.30,5	3:44.31,6	3:29.19,0							
67.	Ehrmann Oswald	1973	D-Fahrenzhausen		toMotion Racing by black tusk	10:28.35,6	1:56.24,2	(3)	35
3:18.20,0	3:23.57,0	3:46.18,6							
68.	Steckler Kristian	1987	D-Hemhofen		CRAFT - ROCKY MOUNTAIN Team Experts	10:28.43,4	1:56.32,0	(3)	56
3:15.11,5	3:43.44,8	3:29.47,1							
69.	Mosser Raphael	1994	A-Sankt Stefan		ASVÖ ÖAMTC SC Hermagor	10:29.09,6	1:56.58,2	(3)	216
3:16.46,3	3:39.21,5	3:33.01,8							

Official timing and results by DATASPORT, CH-Gerlafingen
www.datasport.com for results, online registration, informations and news



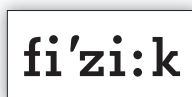
Bike Four Peaks 2015 - Hermagor - Tröpolach

date: 19.06.15
time: 16:37:23
page: 6

(60) Overall Men

position	name	year	county	city	team	total	diff	aces	bib
Stage1	Stage2	Stage3							
70.	Kiefer Haimo	1971	D-Frankfurt		jammernet	10:29.31,1	1:57.19,7	(3)	80
3:26.28,6	3:33.56,4	3:29.06,1							
71.	Verboven Jan	1980	B-Westerlo		4Bikes MTB team	10:33.07,3	2:00.55,9	(3)	117
3:15.53,9	3:42.52,9	3:34.20,5							
72.	Locher Marcel	1981	Neftenbach		Muscheltaucher	10:33.53,7	2:01.42,3	(3)	420
3:22.58,0	3:38.46,5	3:32.09,2							
73.	Körner Johannes	1975	A-Markt Piesting		RC Elektrotechnik Körner	10:33.58,6	2:01.47,2	(3)	432
3:15.54,0	3:44.31,6	3:33.33,0							
74.	Mara Bernd	1975	A-Maria Lankowitz		Crazy Cross Biker	10:36.31,6	2:04.20,2	(3)	225
3:15.44,2	3:43.34,8	3:37.12,6							
75.	Lang Michel	1975	D-Happurg		Polsterei Intech Bike Team	10:36.41,9	2:04.30,5	(3)	425
3:18.03,4	3:44.59,7	3:33.38,8							
76.	Leavy Grant	1980	GB-Swansea		Unity Cycleworks / Loco Tuning	10:37.03,6	2:04.52,2	(3)	296
3:20.54,6	3:37.09,8	3:38.59,2							
77.	Danzer Martin	1980	D-Kelheim		DanzerWorks	10:37.13,0	2:05.01,6	(3)	374
3:26.02,1	3:38.57,2	3:32.13,7							
78.	Keitzel Gunnar	1981	D-Aachen		RSC 1928 Stolberg	10:37.14,5	2:05.03,1	(3)	260
3:14.49,6	3:36.10,1	3:46.14,8							
79.	Schjermer Thomas	1984	DK-Them		MTBK-Silkeborg	10:39.16,9	2:07.05,5	(3)	153
3:14.22,9	3:49.27,3	3:35.26,7							
80.	Standaert Sven	1974	B-Overmere		VCKVW	10:40.54,5	2:08.43,1	(3)	298
3:24.02,7	3:44.17,0	3:32.34,8							
81.	Mang Heli	1968	A-Scheffau a.Tennengebirge		toMotion Racing by black tusk	10:42.24,6	2:10.13,2	(3)	39
3:34.22,4	3:42.42,3	3:25.19,9							
82.	Matovcik Julius	1977	SK-Trencin		DEAF MTB CZE & SVK	10:42.25,9	2:10.14,5	(3)	75
3:24.37,1	3:38.28,8	3:39.20,0							
83.	Wouters Tim	1981	B-Bornem		klein brabant mtb racing team bornem	10:43.13,0	2:11.01,6	(3)	248
3:24.17,3	3:42.53,0	3:36.02,7							
84.	Bendall Ian	1979	GB-Swansea		I B Electrical	10:46.01,7	2:13.50,3	(3)	244
3:33.36,4	3:42.31,4	3:29.53,9							
85.	Schaukelberger Markus	1978	Regensburg		Muscheltaucher	10:48.21,5	2:16.10,1	(3)	421
3:26.56,5	3:38.46,9	3:42.38,1							
86.	Trattler Franz	1971	D-Waging am See		Bike Sport Mayer Waging	10:48.27,2	2:16.15,8	(3)	364
3:24.43,7	3:47.11,6	3:36.31,9							
87.	Brambring Dirk	1985	D-Olsberg		EGF Bunstruth Racing	10:49.43,9	2:17.32,5	(3)	235
3:27.40,1	3:42.38,7	3:39.25,1							
88.	Hönigsberger Martin	1969	A-Markt Piesting		RC Elektrotechnik Körner	10:50.57,1	2:18.45,7	(3)	84
3:29.20,0	3:42.15,2	3:39.21,9							
89.	Rieser Marcel	1960	Wittenbach		Team Vesto	10:52.17,8	2:20.06,4	(3)	488
3:27.54,1	3:44.32,7	3:39.51,0							
90.	Mak Michael	1981	A-Ferlach		pewag racing team	10:53.28,8	2:21.17,4	(3)	172
3:27.50,2	3:53.21,5	3:32.17,1							
91.	Cords Christoph	1976	Feuerthalen		XC Riders powered by Radsport Lutz	10:53.32,6	2:21.21,2	(3)	292
3:33.02,4	3:42.52,0	3:37.38,2							
92.	Iversen Ole	1973	DK-Holbæk		Holbæk Cykelsport	10:53.33,6	2:21.22,2	(3)	242
3:32.05,0	3:43.50,3	3:37.38,3							
93.	Tanchev Boyko	1977	BUL-Sofia		MTB-BG.COM	10:53.37,0	2:21.25,6	(3)	115
3:29.57,8	3:43.14,6	3:40.24,6							
94.	Herbrich Axel	1965	D-Kassel		FAHO ZG Kassel	10:54.04,7	2:21.53,3	(3)	239
3:31.39,9	3:45.12,1	3:37.12,7							

Official timing and results by DATASPORT, CH-Gerlafingen
www.datasport.com for results, online registration, informations and news



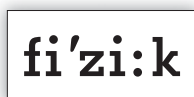
Bike Four Peaks 2015 - Hermagor - Tröpolach

date: 19.06.15
time: 16:37:23
page: 7

(60) Overall Men

position	name	year	county	city	team	total	diff	aces	bib
Stage1	Stage2	Stage3							
95.	Studynka David	1976	CZ-Okr.	Hulín	DEAF MTB CZE & SVK	10:55.09,0	2:22.57,6	(3)	143
3:31.00,1	3:44.38,7	3:39.30,2							
96.	Meusen Frank	1964	NL-Reuver		Backdraft MTB Team	10:56.21,0	2:24.09,6	(3)	124
3:28.58,9	3:44.59,9	3:42.22,2							
97.	Aeberli Hanspeter	1958	Aeugstertal		Team velo-reichmuth.ch	10:56.25,1	2:24.13,7	(3)	90
3:30.32,8	3:48.10,3	3:37.42,0							
98.	Candinas Gabriel	1985	Sedrun		Giant Disentis Racing Team	10:57.48,7	2:25.37,3	(3)	392
3:36.52,7	3:45.51,7	3:35.04,3							
99.	Hohmann Marco	1968	D-Hünfeld		RSC Bimbach	10:58.14,4	2:26.03,0	(3)	263
3:28.24,4	3:51.41,6	3:38.08,4							
100.	Wouters Peter	1966	NL-Esbeek		Peerkes Bike Team	10:58.20,2	2:26.08,8	(3)	47
3:32.26,8	3:47.56,1	3:37.57,3							
101.	Störi Roland	1966	Flawil		BIKECENTER FLAWIL	10:58.59,7	2:26.48,3	(3)	366
3:30.55,4	3:44.34,9	3:43.29,4							
102.	Bendtsen Brian	1979	DK-Odense N		Team Gummiben	10:59.46,9	2:27.35,5	(3)	337
3:37.05,4	3:44.55,3	3:37.46,2							
103.	Moosberger Stefan	1976	Appenzell		Vali's Bikeshop	10:59.48,4	2:27.37,0	(3)	487
3:33.11,9	3:46.46,6	3:39.49,9							
104.	Goth Benedikt	1993	D-Bechhofen		Team Bonsai Bikes	10:59.50,4	2:27.39,0	(3)	275
3:31.49,0	3:47.49,5	3:40.11,9							
105.	Petersen Tommy	1975	DK-Kastrup		Team Ride4fun	11:00.14,8	2:28.03,4	(3)	462
3:30.56,2	3:47.11,8	3:42.06,8							
106.	Schimpfössl Walter	1961	A-Breitenwang		s'Radhaus Lechaschau	11:00.29,6	2:28.18,2	(3)	189
3:18.26,1	3:59.58,7	3:42.04,8							
107.	Thiel Dominik	1996	D-Hollfeld		29-er Racing Team	11:00.39,8	2:28.28,4	(3)	357
3:29.35,6	3:47.04,4	3:43.59,8							
108.	Gustafsson Orjan	1970	S-Tärnaby		Tärnaby	11:02.31,4	2:30.20,0	(3)	273
3:32.57,4	3:48.16,8	3:41.17,2							
109.	Wechselberger Georg	1967	A-Mieders		Team Serles	11:02.43,6	2:30.32,2	(3)	489
3:20.14,4	3:58.05,2	3:44.24,0							
110.	Tannert Frank	1982	D-Bautzen		RSV - Bautzen / Hoblik - Racing	11:04.01,2	2:31.49,8	(3)	265
3:36.37,5	3:46.32,5	3:40.51,2							
111.	Jäggle Thomas	1983	D-Herbertingen		CRAFT - ROCKY MOUNTAIN Team Experts	11:04.14,0	2:32.02,6	(3)	54
3:29.11,1	3:48.33,0	3:46.29,9							
112.	Eckel Markus	1967	D-Bürstadt			11:04.43,4	2:32.32,0	(3)	206
3:34.17,6	3:45.34,2	3:44.51,6							
113.	Nehls Alexander	1978	D-Nürnberg		TEAMadidas	11:04.51,9	2:32.40,5	(3)	470
3:33.06,6	3:46.47,0	3:44.58,3							
114.	Morrogh Daniel	1979	IRL-Shankill		Cycleways, Ireland	11:05.22,4	2:33.11,0	(3)	230
3:35.18,1	3:43.39,0	3:46.25,3							
115.	Duckeck Paul	1995	D-Penzberg		TSV Benediktbeuern-Bichl	11:06.07,4	2:33.56,0	(3)	293
3:14.37,0	4:14.36,9	3:36.53,5							
116.	Jonsson Andreas	1983	S-Falun		Falu CK	11:07.58,7	2:35.47,3	(3)	240
3:29.21,9	3:46.59,8	3:51.37,0							
117.	Brakenhielm Carl	1971	Hochfelden		B2RS - BBT	11:08.25,0	2:36.13,6	(3)	118
3:37.10,2	3:49.47,6	3:41.27,2							
118.	Treur Reinier	1972	NL-Ugchelen		Peerkes Bike Team	11:08.27,5	2:36.16,1	(3)	162
3:44.03,2	3:42.49,2	3:41.35,1							
119.	Blasch Jochen	1977	D-Herzogenaurach		#TEAMadidas	11:09.18,7	2:37.07,3	(3)	301
3:34.13,7	3:55.42,4	3:39.22,6							

Official timing and results by DATASPORT, CH-Gerlafingen
www.datasport.com for results, online registration, informations and news



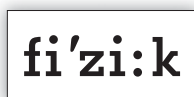
Bike Four Peaks 2015 - Hermagor - Tröpolach

date: 19.06.15
time: 16:37:23
page: 8

(60) Overall Men

position	name	year	county	city	team	total	diff	aces	bib
Stage1	Stage2	Stage3							
120.	Huber Josef	1961	D-Waging am See		Bike Sport Mayer Waging	11:10.37,1	2:38.25,7	(3)	68
3:36.19,9	3:46.57,4	3:47.19,8							
121.	Werf Marcus	1972	D-Althütte		Bike-Werf.de	11:12.59,4	2:40.48,0	(3)	72
3:37.45,7	3:48.39,3	3:46.34,4							
122.	Schläpfer Reto	1959	Halden		Krapf Bike Wave	11:13.34,7	2:41.23,3	(3)	249
3:33.31,4	3:47.46,5	3:52.16,8							
123.	Iemants Bram	1983	B-Uitkerke			11:13.53,8	2:41.42,4	(3)	205
3:39.26,7	3:44.06,8	3:50.20,3							
124.	Hortmann Mathias	1985	D-Oer-Erkenschwick		The Biking Dead	11:15.41,3	2:43.29,9	(3)	289
3:39.28,9	3:53.51,3	3:42.21,1							
125.	Serra Carlos	1988	D-Regensburg		Edelsten - Goodtimesroll	11:15.50,6	2:43.39,2	(3)	233
3:31.26,9	3:55.59,1	3:48.24,6							
126.	Kavan Marek	1967	CZ-Studeneves		TOI TOI Cykloklub Slany	11:16.34,2	2:44.22,8	(3)	91
3:41.48,2	3:52.06,8	3:42.39,2							
127.	Font Turon Jordi	1983	D-Regensburg		Edelsten Bikes	11:18.47,7	2:46.36,3	(3)	234
3:32.47,6	3:59.50,0	3:46.10,1							
128.	Rudolph Frank	1973	D-Zwönitz		Team Stein-Bikes/RSV Erzgebirge	11:18.55,2	2:46.43,8	(3)	467
3:39.49,5	3:52.15,5	3:46.50,2							
129.	Skovhuus Jeppe	1976	DK-Silkeborg		MTBK-Silkeborg Team-2	11:19.29,5	2:47.18,1	(3)	155
3:41.10,4	3:43.31,6	3:54.47,5							
130.	Loibl Stefan	1986	D-München		BIKE-Magazin	11:19.50,7	2:47.39,3	(3)	69
3:42.09,5	3:52.07,9	3:45.33,3							
131.	Mikkelsen Dennis Hjulmand	1980	DK-Hammel		Team Gummiben	11:20.10,2	2:47.58,8	(3)	339
3:39.55,0	3:59.41,9	3:40.33,3							
132.	Poulsen Claus	1975	DK-Silkeborg		MTBK-Silkeborg	11:21.34,9	2:49.23,5	(3)	151
3:33.00,8	3:53.42,4	3:54.51,7							
133.	Schmitt Rolf	1962	D-Bensheim			11:21.56,6	2:49.45,2	(3)	63
3:38.56,2	3:55.14,8	3:47.45,6							
134.	Boven Johan	1982	B-Schoten			11:22.39,5	2:50.28,1	(3)	670
4:01.24,7	3:43.23,0	3:37.51,8							
135.	Lesser Erik	1988	D-Oberhof			11:22.55,7	2:50.44,3	(3)	707
3:56.10,0	3:58.00,0	3:28.45,7							
136.	Kocher Hannes	1971	A-Mariapfarr			11:23.01,1	2:50.49,7	(3)	200
3:31.35,3	3:58.46,0	3:52.39,8							
137.	Neuhauser Ernst	1972	A-Pettenbach			11:23.26,4	2:51.15,0	(3)	712
3:36.16,8	3:58.57,7	3:48.11,9							
138.	Moschof Johannes	1965	D-Frankfurt		jammernet	11:23.39,4	2:51.28,0	(3)	149
3:44.00,2	3:47.59,3	3:51.39,9							
139.	Bächle Augustin	1966	D-Hausach		RSV Fischerbach Ritzelrockner	11:24.20,7	2:52.09,3	(3)	438
4:09.13,0	3:39.43,1	3:35.24,6							
140.	Fauconnier Jean-Pierre	1983	B-Morlanwelz		DEAF MTB CZE & SVK	11:24.26,6	2:52.15,2	(3)	496
3:41.47,8	3:44.20,5	3:58.18,3							
141.	Baker Michael	1987	B-Herentals		Tjik Tjak Vollenbak	11:24.44,0	2:52.32,6	(3)	475
3:43.55,5	3:53.48,9	3:46.59,6							
142.	Pastrnek Pavel	1976	CZ-Velky Tynec		DEAF MTB CZE & SVK	11:24.50,4	2:52.39,0	(3)	142
3:40.19,3	3:51.11,3	3:53.19,8							
143.	Hurenkamp Bas	1975	NL-Apeldoorn		Peerkes Bike Team	11:24.58,2	2:52.46,8	(3)	51
3:33.40,7	3:57.31,9	3:53.45,6							
144.	Schweinberger Michael	1974	A-Neukirchen am Großvenediger		Schweini#, skitourenwinter.at	11:25.40,6	2:53.29,2	(3)	300
3:48.32,1	3:51.40,4	3:45.28,1							

Official timing and results by DATASPORT, CH-Gerlafingen
www.datasport.com for results, online registration, informations and news



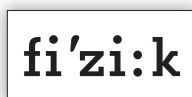
Bike Four Peaks 2015 - Hermagor - Tröpolach

date: 19.06.15
time: 16:37:23
page: 9

(60) Overall Men

position	name	year	county	city	team	total	diff	aces	bib
Stage1	Stage2	Stage3							
145.	Helvensteijn Werner	1979	NL	Rotterdam	Team ProQR	11:25.49,9	2:53.38,5	(3)	458
3:39.53,1	3:56.59,4	3:48.57,4							
146.	Fischer Matthias	1983	D	Bechhofen	Team Bonsai Bikes	11:25.53,4	2:53.42,0	(3)	276
3:55.29,1	3:47.51,8	3:42.32,5							
147.	Heylen Paul	1962	B	Begijnendijk		11:25.58,8	2:53.47,4	(3)	190
3:52.18,5	3:47.38,9	3:46.01,4							
148.	Quinesser Markus	1975	A	Ferlach	pewag racing team	11:26.18,9	2:54.07,5	(3)	173
3:35.23,2	4:02.01,2	3:48.54,5							
149.	Robert Michel	1971	NL	Alkmaar		11:27.36,1	2:55.24,7	(3)	720
3:43.03,3	3:49.26,9	3:55.05,9							
150.	Mourik Ron	1966	NL	Geertruidenberg	Peerkes Bike Team	11:28.05,3	2:55.53,9	(3)	48
3:43.08,6	3:56.07,0	3:48.49,7							
151.	Wurzer Gilbert	1981	A	Meiselding	MTB BSK Kelag / Team Kramer	11:29.53,7	2:57.42,3	(3)	414
3:44.43,9	3:55.35,8	3:49.34,0							
152.	Zähringer Tobias	1975	D	Stuttgart	CRAFT - ROCKY MOUNTAIN Team Friends	11:30.02,1	2:57.50,7	(3)	109
3:33.15,4	3:53.06,1	4:03.40,6							
153.	Stolt Thomas	1959	S	Skärhamn		11:30.58,8	2:58.47,4	(3)	211
3:39.27,0	3:56.32,7	3:54.59,1							
154.	Khantsi Teboho	1991	LES	Maseru	Lesotho Sky - Swiss Bike Tours	11:31.32,4	2:59.21,0	(3)	251
3:23.06,4	4:02.09,7	4:06.16,3							
155.	Umbreit Marco	1979	D	Aachen		11:32.40,5	3:00.29,1	(3)	193
3:44.38,2	3:53.32,8	3:54.29,5							
156.	Haanraadts Gerlof	1971	NL	Apeldoorn	Peerkes Bike Team	11:34.02,0	3:01.50,6	(3)	60
3:50.46,0	3:48.45,4	3:54.30,6							
157.	Hussner Dennis	1978	D	Moosthenning	toMotion Racing by black Tusk	11:34.26,0	3:02.14,6	(3)	32
3:41.19,7	4:06.41,3	3:46.25,0							
158.	Nikolaus Marius	1968	D	Kirkel		11:36.02,1	3:03.50,7	(3)	192
3:44.17,5	4:00.11,4	3:51.33,2							
159.	Schmidt Andreas	1985	D	Haiger	#TEAMadidas	11:36.23,8	3:04.12,4	(3)	303
3:40.58,1	3:55.04,1	4:00.21,6							
160.	Biederer Dennis	1993	D	Landsberg am Lech	toMotion Racing by black tusk	11:36.24,9	3:04.13,5	(3)	92
4:01.14,7	3:45.09,1	3:50.01,1							
161.	Verboven Bert	1978	B	Westerlo	4Bikes mtb team	11:36.35,3	3:04.23,9	(3)	116
3:44.17,2	3:58.57,6	3:53.20,5							
162.	Skerjanc Marko	1991	SLO	Ljubljana	Maki	11:36.48,9	3:04.37,5	(3)	411
3:49.07,5	3:57.05,8	3:50.35,6							
163.	Ferrari Pino	1956	W	Winkel	B2RS - BBT	11:36.49,0	3:04.37,6	(3)	65
3:46.31,2	3:56.06,6	3:54.11,2							
164.	Weickel Tino	1972	D	Bensheim		11:37.22,6	3:05.11,2	(3)	196
4:00.23,8	3:53.24,9	3:43.33,9							
165.	Dekker Tijs	1993	NL	Oosthuizen	Arie de Klimgeit	11:37.29,7	3:05.18,3	(3)	308
3:41.05,9	4:03.07,6	3:53.16,2							
166.	Ertl Werner	1975	A	Hainersdorf	Tsv-Bike-Total Hartberg	11:38.49,6	3:06.38,2	(3)	485
3:43.55,9	3:54.41,0	4:00.12,7							
167.	Van Gerner Roelof	1993	NL	Gasselternijveen	Team Egbert Egberts	11:39.22,4	3:07.11,0	(3)	280
3:41.40,0	4:03.07,5	3:54.34,9							
168.	Schwarz Thomas	1973	B	Bichwil		11:40.43,5	3:08.32,1	(3)	350
3:50.54,5	3:55.39,7	3:54.09,3							
169.	Flechl Harald	1963	A	Zeltweg	Team Weissensee	11:41.31,8	3:09.20,4	(3)	287
3:43.36,7	3:59.58,5	3:57.56,6							

Official timing and results by DATASPORT, CH-Gerlafingen
www.datasport.com for results, online registration, informations and news



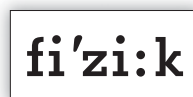
Bike Four Peaks 2015 - Hermagor - Tröpolach

date: 19.06.15
time: 16:37:23
page: 10

(60) Overall Men

position	name	year	county	city	team	total	diff	aces	bib
Stage1	Stage2	Stage3							
170.	Wedel Jacob	1982	DK-Them		Mtbk-Silkeborg	11:42.03,0	3:09.51,6	(3)	152
3:58.05,7	3:51.30,6	3:52.26,7							
171.	Larsen Anders Moller	1965	DK-Silkeborg		MTBK-Silkeborg - Team 3	11:42.18,9	3:10.07,5	(3)	154
3:45.20,4	4:00.32,6	3:56.25,9							
172.	Blaser Markus	1962	Aeugst a/A			11:42.26,5	3:10.15,1	(3)	184
3:44.44,6	3:56.39,3	4:01.02,6							
173.	Smit Arjan	1970	NL-Woerden		Smit Cycling Team	11:42.40,4	3:10.29,0	(3)	179
3:39.32,3	3:55.08,4	4:07.59,7							
174.	Schönhofen Jens	1977	D-Mainz		toMotion Racing by black Tusk	11:43.01,6	3:10.50,2	(3)	94
3:49.03,8	3:58.51,5	3:55.06,3							
175.	Kuzmin Koka	1967	SLO-Grize		90+	11:43.50,6	3:11.39,2	(3)	507
3:43.39,7	4:03.39,4	3:56.31,5							
176.	Hetzl Manuel	1982	A-Kufstein		Bikestars Kufstein	11:43.57,5	3:11.46,1	(3)	222
3:38.07,2	4:06.54,4	3:58.55,9							
177.	Flies Danny	1963	B-Londerzeel		free motion bikecenter	11:45.12,5	3:13.01,1	(3)	79
3:50.39,9	4:04.09,6	3:50.23,0							
178.	Rietze Thorsten	1978	D-Zierenberg		MTB-Verein Zierenberg	11:46.14,2	3:14.02,8	(3)	331
3:39.44,7	4:09.14,8	3:57.14,7							
179.	Menzel Andreas	1959	D-Lichtenfels		Mr.Bike Lichtenfels	11:46.15,5	3:14.04,1	(3)	354
3:39.47,4	4:04.01,7	4:02.26,4							
180.	Horvath Zsolt	1982	A-Wien			11:47.10,7	3:14.59,3	(3)	698
3:46.48,6	4:00.08,1	4:00.14,0							
181.	Penaso Mario	1982	A-Preitenegg			11:47.29,0	3:15.17,6	(3)	716
3:47.06,3	4:05.26,0	3:54.56,7							
182.	Schroeder Jerry	1978	L-Berbourg			11:49.33,2	3:17.21,8	(3)	727
3:47.21,7	4:08.07,1	3:54.04,4							
183.	Bosler Hansjörg	1967	D-Hohenschäftlarn		MYF-FeineFahrräderTeamMünchen	11:50.51,2	3:18.39,8	(3)	256
3:46.45,8	4:00.48,7	4:03.16,7							
184.	Kuhnert Thomas	1974	D-Dresden		Hoblik - Racing	11:50.53,1	3:18.41,7	(3)	398
3:49.26,7	4:06.25,2	3:55.01,2							
185.	Schouten Richard	1969	NL-Den Haag			11:51.25,2	3:19.13,8	(3)	208
3:48.56,6	4:07.46,1	3:54.42,5							
186.	Zauta Dirk	1967	Hochfelden		B2RS - BBT	11:51.48,7	3:19.37,3	(3)	120
3:45.04,8	4:10.15,1	3:56.28,8							
187.	Zwyrtek Robert	1963	D-Großmehring		Zweirad Sitzmann	11:52.30,0	3:20.18,6	(3)	481
3:50.01,6	4:06.02,5	3:56.25,9							
188.	Tammegger Christian	1979	A-Klagenfurt		Qloom Sports AG	11:52.41,0	3:20.29,6	(3)	176
3:56.22,4	4:16.24,7	3:39.53,9							
189.	Jesse Manfred	1965	A-Ebental, Kärnten			11:54.06,0	3:21.54,6	(3)	344
3:56.53,9	4:02.10,1	3:55.02,0							
190.	Schilder Arjan	1989	NL-Ursem		Arie de Klimgeit	11:54.35,6	3:22.24,2	(3)	310
3:53.45,1	3:59.44,5	4:01.06,0							
191.	Reuter Manuel	1961	A-Saalfelden am Steinernen Meer		brandlhof.com	11:54.45,6	3:22.34,2	(3)	534
3:52.32,5	4:02.11,9	4:00.01,2							
192.	Binder Ingo	1961	D-Düsseldorf		Draht Binder Racing Team	11:57.09,7	3:24.58,3	(3)	231
3:53.03,6	4:05.26,2	3:58.39,9							
193.	Fries Patrick	1986	D-Weitefeld		toMotion Racing by black Tusk	11:57.39,1	3:25.27,7	(3)	93
4:13.05,2	3:50.48,1	3:53.45,8							
194.	Buddingh Jack	1961	NL-Zaandam		Flachlanders Pro	11:57.58,2	3:25.46,8	(3)	241
3:44.18,1	4:06.02,8	4:07.37,3							

Official timing and results by DATASPORT, CH-Gerlafingen
www.datasport.com for results, online registration, informations and news



Bike Four Peaks 2015 - Hermagor - Tröpolach

(60) Overall Men

position	name	year	county	city	team	total	diff	races	bib
Stage1	Stage2	Stage3							
195.	Van der Bruggen Dominique	1969	B-Herzele		Alu-Team	11:59.09,0	3:26.57,6	(3)	360
3:48.56,4	4:09.21,7	4:00.50,9							
196.	Vettiger Roland	1971	Schwarzenbach SG		BIKECENTER FLAWIL	11:59.31,3	3:27.19,9	(3)	751
3:56.22,3	4:06.34,2	3:56.34,8							
197.	Köfer Flo	1980	A-Patergassen		Team Kärnten Challenge	11:59.41,9	3:27.30,5	(3)	102
3:59.31,6	4:05.17,4	3:54.52,9							
198.	Grossegger Michael	1989	A-Villach		Carinthian Bike Bros	11:59.58,2	3:27.46,8	(3)	141
3:50.36,9	4:07.38,7	4:01.42,6							
199.	Vennix Mark	1980	NL-Oirschot			12:00.12,6	3:28.01,2	(3)	352
3:55.28,1	4:03.23,4	4:01.21,1							
200.	Buitenhek Rene	1969	NL-Den Haag			12:03.05,1	3:30.53,7	(3)	197
3:59.23,0	4:06.47,0	3:56.55,1							
201.	De Jong Guido	1974	NL-Apeldoorn		Peerkes Bike Team	12:03.32,5	3:31.21,1	(3)	45
3:53.39,5	4:06.03,5	4:03.49,5							
202.	Van Alten Bastin	1982	NL-Vlierden			12:03.36,1	3:31.24,7	(3)	209
3:41.06,1	4:02.51,6	4:19.38,4							
203.	Christoffersen Per	1970	DK-Kastrup		Amar boy and Amar boy	12:03.56,9	3:31.45,5	(3)	511
3:54.45,1	4:01.37,2	4:07.34,6							
204.	De Jong Barry	1981	NL-West-Grafdijk			12:04.15,1	3:32.03,7	(3)	679
3:56.58,2	4:08.07,3	3:59.09,6							
205.	Koch Rien	1962	NL-Steenbergen		Backdraft MTB Team	12:04.45,2	3:32.33,8	(3)	123
3:48.17,5	4:05.15,3	4:11.12,4							
206.	Ruis Erik	1971	NL-Dronten		Ruig Bikes / Agogo Benelux	12:05.34,6	3:33.23,2	(3)	266
4:02.44,5	4:04.59,7	3:57.50,4							
207.	Hartinger Horst	1971	A-Ebbs		Race Team Inntal Bike	12:05.43,0	3:33.31,6	(3)	587
3:58.54,1	4:07.46,0	3:59.02,9							
208.	Strobl Alexander	1963	A-Saalfelden am Steinernen Meer		brandlhof.com	12:07.00,7	3:34.49,3	(3)	535
3:44.09,0	4:02.12,7	4:20.39,0							
209.	Heubner Michael	1975	D-Wolken		Team Kenda	12:07.20,9	3:35.09,5	(3)	454
3:50.15,3	4:09.25,8	4:07.39,8							
210.	Verschoor Rob	1965	NL-Laren			12:07.25,2	3:35.13,8	(3)	750
4:04.28,5	4:01.06,3	4:01.50,4							
211.	Gebhard Uwe	1967	D-Kösching		Zweirad Sitzmann	12:08.14,6	3:36.03,2	(3)	482
3:51.53,9	4:19.45,3	3:56.35,4							
212.	Maier Gerhard	1967	A-Ferlach		pewag racing team	12:08.21,5	3:36.10,1	(3)	171
3:52.51,5	4:06.06,7	4:09.23,3							
213.	Coppelmans Hans	1966	NL-EINDHOVEN		Backdraft MTB Team	12:08.34,9	3:36.23,5	(3)	122
3:53.24,4	4:08.51,5	4:06.19,0							
214.	Franke Daniel	1972	D-München		MYF-FeineFahrräderTeamMünchen	12:08.46,1	3:36.34,7	(3)	576
3:54.54,6	4:09.37,2	4:04.14,3							
215.	van den Wollenberg Nico	1970	NL-Hilversum			12:10.07,2	3:37.55,8	(3)	742
3:55.04,6	4:08.17,9	4:06.44,7							
216.	Keller Mario	1973	Elgg			12:10.31,5	3:38.20,1	(3)	195
3:53.05,7	4:14.26,5	4:02.59,3							
217.	Majcen Urban	1975	SLO-Celje		CELJE-SLO	12:10.49,7	3:38.38,3	(3)	369
4:05.04,3	4:09.14,9	3:56.30,5							
218.	Sandner Thomas	1982	D-München		G.I.T.	12:11.21,1	3:39.09,7	(3)	389
4:03.56,6	4:08.50,0	3:58.34,5							
219.	Kowatsch Manfred	1972	A-Seeboden		Kodu	12:11.49,2	3:39.37,8	(3)	558
3:53.31,0	4:10.28,3	4:07.49,9							

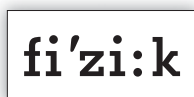
Bike Four Peaks 2015 - Hermagor - Tröpolach

date: 19.06.15
time: 16:37:24
page: 12

(60) Overall Men

position	name	year	county	city	team	total	diff	aces	bib
Stage1	Stage2	Stage3							
220.	Kocourek Frantisek	1983	CZ-Prostejov		DEAF MTB CZE & SVK	12:13.00,9	3:40.49,5	(3)	144
3:56.12,3	3:53.43,1	4:23.05,5							
221.	Bosman Leslie	1979	B-Stekene		Het Verzet	12:13.40,6	3:41.29,2	(3)	396
4:05.13,0	4:07.49,0	4:00.38,6							
222.	Bruin Erik	1983	NL-Waarland		Arie de Klimgeit	12:14.03,3	3:41.51,9	(3)	305
4:06.22,2	4:08.10,9	3:59.30,2							
223.	Körner Martin	1970	A-Markt Piesting		RC Elektrotechnik Körner	12:14.18,6	3:42.07,2	(3)	433
3:48.48,8	4:16.35,1	4:08.54,7							
224.	Goffin Michael	1971	D-Haar		toMotion Racing by black Tusk	12:14.36,9	3:42.25,5	(3)	38
4:07.29,1	4:05.04,7	4:02.03,1							
225.	Bruin Joffrey	1981	NL-Heiloo		Team BikeAction Alkmaar	12:15.21,7	3:43.10,3	(3)	274
3:55.00,8	4:06.21,9	4:13.59,0							
226.	Pater Erik	1969	NL-Heerhugowaard			12:17.05,3	3:44.53,9	(3)	341
3:56.25,1	4:09.13,4	4:11.26,8							
227.	Dams Steven	1976	B-Tremelo		Van zwam	12:17.51,9	3:45.40,5	(3)	477
3:56.48,1	4:06.40,9	4:14.22,9							
228.	Perin Gernot	1972	A-Villach		Kärnten Sport	12:18.00,9	3:45.49,5	(3)	402
4:08.54,8	4:10.26,5	3:58.39,6							
229.	Temmerman Stefan	1979	B-Stekene			12:18.24,0	3:46.12,6	(3)	739
4:03.48,4	4:07.52,1	4:06.43,5							
230.	Hoffmann Mads	1978	DK-Silkeborg		MTBK-Silkeborg Team-2	12:19.04,6	3:46.53,2	(3)	157
4:00.14,8	4:11.06,0	4:07.43,8							
231.	Lindgren Anders	1964	S-Tärnaby			12:19.18,7	3:47.07,3	(3)	212
4:00.45,6	4:04.36,1	4:13.57,0							
232.	De Vries Lex	1970	NL-Twello		Peerkes Bike Team	12:19.31,6	3:47.20,2	(3)	167
3:54.51,7	4:20.32,3	4:04.07,6							
233.	Sorensen Frank	1975	DK-Hammel		Team Gummiben	12:19.46,4	3:47.35,0	(3)	453
4:03.30,2	4:08.37,0	4:07.39,2							
234.	Vandroogenbroeck Bart	1975	B-Merchtem		Granfondoteam.be	12:19.54,0	3:47.42,6	(3)	146
4:01.04,9	4:12.27,4	4:06.21,7							
235.	Van Niekerk Peter	1975	NL-Purmerend			12:19.59,0	3:47.47,6	(3)	747
4:03.37,5	4:05.34,6	4:10.46,9							
236.	Hüttl Mike	1975	A-Innsbruck			12:20.19,5	3:48.08,1	(3)	343
4:00.25,4	4:08.27,6	4:11.26,5							
237.	Troubleyn Olivier	1980	B-Overijse		Granfondoteam.be	12:20.47,8	3:48.36,4	(3)	145
4:01.36,9	4:12.29,3	4:06.41,6							
238.	Ahmaniemi Sampa	1972	FI-Muurame		Kuntorihi MTB	12:21.19,9	3:49.08,5	(3)	563
3:55.28,0	4:10.02,1	4:15.49,8							
239.	Konijn Ruben	1982	NL-Volendam		Arie de Klimgeit	12:21.39,6	3:49.28,2	(3)	309
4:05.26,4	4:09.34,2	4:06.39,0							
240.	Schulte-Holtey Georg	1972	D-München			12:21.46,7	3:49.35,3	(3)	768
4:05.48,3	4:04.40,3	4:11.18,1							
241.	Scholz Martin	1965	A-Stans		Radteam Tirol	12:24.18,2	3:52.06,8	(3)	589
4:02.55,3	4:09.51,7	4:11.31,2							
242.	Zemasch Mario	1976	A-Feldkirchen in Kärnten		Racebiker	12:24.29,5	3:52.18,1	(3)	428
4:12.56,0	4:04.55,3	4:06.38,2							
243.	Scherer Michael	1981	D-München		Glocken Deluxe	12:24.29,7	3:52.18,3	(3)	394
3:59.12,7	4:15.21,1	4:09.55,9							
244.	Hackl Wolfgang	1958	A-St. Pölten		racerholix	12:25.56,4	3:53.45,0	(3)	588
4:03.51,8	4:14.12,4	4:07.52,2							

Official timing and results by DATASPORT, CH-Gerlafingen
www.datasport.com for results, online registration, informations and news



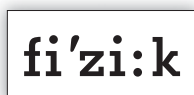
Bike Four Peaks 2015 - Hermagor - Tröpolach

date: 19.06.15
time: 16:37:24
page: 13

(60) Overall Men

position	name	year	county	city	team	total	diff	races	bib
Stage1	Stage2	Stage3							
245.	Snoeck Davy	1973	B-Kieldrecht			12:26.40,8	3:54.29,4	(3)	732
4:03.53,3	4:15.10,9	4:07.36,6							
246.	Bluska Andreas	1964	A-Wien		racebiker.at	12:27.08,9	3:54.57,5	(3)	429
3:53.39,0	4:15.58,2	4:17.31,7							
247.	Hohengasser Thomas	1971	A-Seeboden		Radspport SAMPL Racing KTM	12:27.11,2	3:54.59,8	(3)	431
3:56.38,9	4:25.42,8	4:04.49,5							
248.	Klatzer Andreas	1976	A-Klagenfurt		Qloom Sports AG	12:27.12,4	3:55.01,0	(3)	177
3:56.22,1	4:16.25,7	4:14.24,6							
249.	Scholz Wolfgang	1977	A-Villach		Qloom Sports AG	12:27.15,9	3:55.04,5	(3)	178
3:56.17,5	4:16.33,7	4:14.24,7							
250.	Hupf David	1987	A-Walchsee		Race Team Inntal Bike Oberaudorf	12:27.22,1	3:55.10,7	(3)	257
3:57.19,7	4:15.53,3	4:14.09,1							
251.	Te-Strote Rene	1977	D-Glonn		toMotion Racing by black Tusk	12:28.30,1	3:56.18,7	(3)	36
4:02.55,3	4:08.02,2	4:17.32,6							
252.	Normark Jan Juul	1960	DK-Breadstrup		MTBK-Silkeborg Team-2	12:28.43,0	3:56.31,6	(3)	156
4:06.01,7	4:14.28,1	4:08.13,2							
253.	Markovic Slobodan	1975	D-Babenhausen		sbh cc	12:29.14,7	3:57.03,3	(3)	597
4:03.32,4	4:07.39,0	4:18.03,3							
254.	Lambertz Daniel	1982	D-Erkelenz		Coffee & Chainrings	12:29.19,9	3:57.08,5	(3)	370
4:05.22,7	4:16.04,8	4:07.52,4							
255.	Dommerbye Morten	1969	DK-Randers		MTB Randers	12:29.57,0	3:57.45,6	(3)	416
3:57.45,0	4:12.38,7	4:19.33,3							
256.	Orlcnik Jernej	1978	SLO-Grize		Bicikel.com prek Alp	12:30.01,9	3:57.50,5	(3)	127
4:05.19,3	4:16.37,1	4:08.05,5							
257.	Fischer David	1986	I-Turin (TO)			12:30.16,2	3:58.04,8	(3)	634
4:04.16,6	4:16.30,6	4:09.29,0							
258.	Clare Andrew	1981	GB-London		London Dynamo	12:30.37,5	3:58.26,1	(3)	110
4:17.13,7	4:23.50,6	3:49.33,2							
259.	Tofte Hans Erik	1960	N-Lillehammer		Overtoppen-Lillehammer	12:30.50,8	3:58.39,4	(3)	761
4:04.00,5	4:11.58,3	4:14.52,0							
260.	Wiesel Thomas	1965	D-Erlangen		#TEAMadidas	12:31.13,0	3:59.01,6	(3)	304
3:54.29,1	4:07.00,9	4:29.43,0							
261.	Ördög Dániel	1982	H-Budapest		Bikemag - Alpinbike Team Endura	12:31.23,8	3:59.12,4	(3)	132
4:13.08,4	4:08.21,0	4:09.54,4							
262.	Jochmann Marco	1972	D-Ingolstadt		Glocken Pro	12:31.35,2	3:59.23,8	(3)	551
3:58.28,5	4:18.20,0	4:14.46,7							
263.	Rübensaal Klaus	1965	D-Lichtenfels		Mr.Bike Lichtenfels	12:32.29,6	4:00.18,2	(3)	569
4:03.42,7	4:13.32,9	4:15.14,0							
264.	Stevens Lucas	1969	NL-Heiloo			12:32.52,7	4:00.41,3	(3)	736
4:08.12,6	4:07.31,3	4:17.08,8							
265.	Van Loon Maikel	1980	NL-Oirschot			12:33.01,8	4:00.50,4	(3)	746
4:15.52,5	4:10.09,7	4:06.59,6							
266.	Linden Peter	1964	D-Mastershausen		X-Sport Kastellaun	12:33.19,9	4:01.08,5	(3)	480
4:05.28,0	4:15.41,6	4:12.10,3							
267.	Hansen Hans Verner	1960	DK-Silkeborg		MTBK-Silkeborg	12:33.55,0	4:01.43,6	(3)	419
4:06.42,5	4:14.25,3	4:12.47,2							
268.	Becker Fabian	1984	D-Wiesbaden		toMotion Racing by black Tusk	12:34.31,2	4:02.19,8	(3)	31
4:06.02,4	4:18.11,7	4:10.17,1							
269.	Nielsen Jorgen Bjerre	1959	DK-Kastrup		La Flamme Rouge	12:37.03,4	4:04.52,0	(3)	536
3:59.05,7	4:16.55,1	4:21.02,6							

Official timing and results by DATASPORT, CH-Gerlafingen
www.datasport.com for results, online registration, informations and news



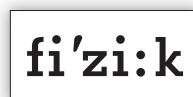
Bike Four Peaks 2015 - Hermagor - Tröpolach

date: 19.06.15
time: 16:37:24
page: 14

(60) Overall Men

position	name	year	county	city	team	total	diff	aces	bib
Stage1	Stage2	Stage3							
270.	Steinert Sebastian	1984	D-Ingolstadt		G.I.T.	12:37.17,3	4:05.05,9	(3)	390
4:14.49,5	4:11.04,4	4:11.23,4							
271.	Sambale Ronald	1978	D-Seehausen		toMotion Racing by black Tusk	12:37.55,9	4:05.44,5	(3)	33
4:01.45,8	4:20.01,3	4:16.08,8							
272.	Weissengruber Michael	1970	A-Innertreffling		50 Prozent	12:39.12,8	4:07.01,4	(3)	505
4:07.03,0	4:15.32,6	4:16.37,2							
273.	Mayer Mario	1973	A-Linz		50 Prozent	12:39.35,8	4:07.24,4	(3)	358
4:06.36,7	4:05.40,5	4:27.18,6							
274.	Sman Axel	1969	NL-Drunen		Peerkes Bike Team	12:40.02,2	4:07.50,8	(3)	50
4:08.39,7	4:09.02,1	4:22.20,4							
275.	Mcavoy Seamus	1967	IRL-Newry		Peerkes Bike Team	12:40.05,8	4:07.54,4	(3)	49
4:08.36,0	4:09.04,3	4:22.25,5							
276.	Hanisch Klaus-Dieter	1960	D-Dresden		Skiklub Dresden-Niedersedlitz	12:40.44,0	4:08.32,6	(3)	600
4:04.20,9	4:12.41,9	4:23.41,2							
277.	Rees Thomas	1977	D-München		Glocken Deluxe	12:40.56,5	4:08.45,1	(3)	393
4:12.35,9	4:15.20,9	4:12.59,7							
278.	Vater Dirk	1969	A-Grinzens		Bike-Point-Innsbruck	12:42.21,7	4:10.10,3	(3)	527
4:07.57,4	4:17.57,8	4:16.26,5							
279.	Niederndorfer Andreas	1980	A-Wels		Road Solution Racing Team	12:42.24,4	4:10.13,0	(3)	437
4:08.28,5	4:19.06,1	4:14.49,8							
280.	Jakobsen Rasmus Kronborg	1981	DK-Kjellerup		MTBK-Silkeborg	12:42.34,6	4:10.23,2	(3)	418
4:12.55,4	4:21.13,8	4:08.25,4							
281.	Wall Artur	1982	D-Eschbach		CRAFT - ROCKY MOUNTAIN Team Friends	12:42.52,3	4:10.40,9	(3)	58
4:01.53,8	4:23.30,8	4:17.27,7							
282.	Balslev Niels	1966	DK-Hornslet		Team Scaffco	12:43.13,7	4:11.02,3	(3)	463
4:07.53,9	4:19.30,2	4:15.49,6							
283.	Yderholm Larsen Peter	1970	DK-Copenhagen		Amar boy and Amar boy	12:43.24,0	4:11.12,6	(3)	510
4:14.32,7	4:09.01,1	4:19.50,2							
284.	Laslop Horst	1967	D-Wallerstädten		jammernet	12:43.45,6	4:11.34,2	(3)	148
4:08.26,7	4:18.24,8	4:16.54,1							
285.	Beck Christian	1978	D-Schwaig		Redheads Team / RC Schnaittachtal	12:44.25,0	4:12.13,6	(3)	435
4:04.14,0	4:16.31,7	4:23.39,3							
286.	Trummer Hans	1954	A-Innsbruck		RC Bike Point ARBÖ Innsbruck	12:46.00,2	4:13.48,8	(3)	590
4:08.02,7	4:22.19,1	4:15.38,4							
287.	Köhler Andreas	1966	D-Laudenbach			12:46.29,1	4:14.17,7	(3)	345
4:07.37,5	4:28.21,3	4:10.30,3							
288.	Barounig Bernd	1977	A-Graz		pewag racing team	12:46.35,3	4:14.23,9	(3)	169
4:18.45,0	4:17.37,2	4:10.13,1							
289.	Verraes Tom	1970	B-Heestert		Krierecrossers	12:47.13,0	4:15.01,6	(3)	559
4:14.20,2	4:15.41,7	4:17.11,1							
290.	Rosenberger Robert	1979	A-Baden		Bike4EMC	12:47.43,1	4:15.31,7	(3)	521
4:13.30,8	4:16.10,4	4:18.01,9							
291.	Perdok Christian	1978	D-Bad Vilbel		jammernet	12:48.29,4	4:16.18,0	(3)	182
5:17.16,3	3:46.57,4	3:44.15,7							
292.	Koller Karl	1958	A-Zirl		SK Rueckenwind Triathlon	12:49.00,1	4:16.48,7	(3)	270
4:07.39,4	4:18.49,8	4:22.30,9							
293.	Brünger Andreas	1965	D-Brilon		Nutrixxion	12:49.37,1	4:17.25,7	(3)	585
4:15.14,8	4:17.58,3	4:16.24,0							
294.	Lambrichts Kurt	1971	B-Tongeren			12:49.55,2	4:17.43,8	(3)	705
4:15.21,4	4:15.24,0	4:19.09,8							

Official timing and results by DATASPORT, CH-Gerlafingen
www.datasport.com for results, online registration, informations and news



Bike Four Peaks 2015 - Hermagor - Tröpolach

date: 19.06.15
time: 16:37:24
page: 15

(60) Overall Men

position	name	year	county	city	team	total	diff	aces	bib
Stage1	Stage2	Stage3							
295.	Kleeberg Jan	1974	D-Pinnewitz		Zweirad Weser	12:52.10,7	4:19.59,3	(3)	483
4:11.04,2	4:20.59,0	4:20.07,5							
296.	Sabro Peter	1971	DK-Greve		Team KGB	12:52.38,9	4:20.27,5	(3)	613
4:17.09,5	4:18.31,4	4:16.58,0							
297.	Timmer Sven	1978	NL-Leiderdorp		De Spartaan	12:52.52,7	4:20.41,3	(3)	375
4:06.10,6	4:22.33,1	4:24.09,0							
298.	Christianen Edwin	1971	NL-Zundert		Tijn@Eddy	12:53.42,1	4:21.30,7	(3)	625
4:20.14,3	4:14.44,8	4:18.43,0							
299.	Gorter Jörn	1979	NL-Ursem		Team Arie de klimgeit	12:55.15,3	4:23.03,9	(3)	450
4:10.54,1	4:22.18,1	4:22.03,1							
300.	Ciarrocchi Enrico	1964	I-San Benedetto del Tronto (AP)		Pianeta Bici	12:56.11,3	4:23.59,9	(3)	586
3:59.59,2	4:26.03,7	4:30.08,4							
301.	Münch Eckhardt	1964	D-München			12:56.54,4	4:24.43,0	(3)	326
4:04.51,2	4:33.31,2	4:18.32,0							
302.	Heijnen Maurice	1969	NL-Oirschot		Backdraft MTB Team	12:56.59,5	4:24.48,1	(3)	121
4:14.07,7	4:23.25,0	4:19.26,8							
303.	Dürr Holger	1973	D-Ostelsheim		Garten Eden Racing Team	12:57.16,9	4:25.05,5	(3)	391
4:15.41,0	4:27.20,2	4:14.15,7							
304.	Van der Eijk Pieter	1977	NL-Swifterbant		ruigbikes/agogo benelux	12:58.00,9	4:25.49,5	(3)	267
4:20.12,8	4:18.14,7	4:19.33,4							
305.	Soetemans Gert	1969	B-Haacht		The blue team	12:58.07,0	4:25.55,6	(3)	474
4:13.04,9	4:22.11,1	4:22.51,0							
306.	Mc Caughley Daire	1976	IRL-Louth		Irish Warriors	12:58.36,8	4:26.25,4	(3)	246
4:06.18,3	4:29.26,9	4:22.51,6							
307.	Schaub Eckhard	1966	D-Habichtswald		MTB-Verein Zierenberg	12:58.59,4	4:26.48,0	(3)	332
4:15.56,3	4:22.50,7	4:20.12,4							
308.	Lueckhof Jens	1974	D-Bensheim			12:59.36,7	4:27.25,3	(3)	638
4:12.02,9	4:26.34,4	4:20.59,4							
309.	De Wit Johan	1979	NL-Alkmaar		Arie de klimgeit	13:00.00,5	4:27.49,1	(3)	307
4:21.58,8	4:15.16,6	4:22.45,1							
310.	Denolf Siegfried	1967	B-Haacht		The blue team	13:00.30,9	4:28.19,5	(3)	473
4:12.43,1	4:28.24,6	4:19.23,2							
311.	Van Gorp Bart	1982	B-Nijlen			13:00.35,1	4:28.23,7	(3)	648
4:34.33,4	4:09.58,4	4:16.03,3							
312.	Hartog Sander	1972	NL-Alkmaar			13:00.46,8	4:28.35,4	(3)	691
4:21.17,2	4:23.19,8	4:16.09,8							
313.	Gutsche Michael	1982	A-Sankt Marein			13:02.05,0	4:29.53,6	(3)	635
4:14.50,0	4:32.40,9	4:14.34,1							
314.	Crombez Christophe	1971	B-Genval			13:03.19,6	4:31.08,2	(3)	348
4:18.17,9	4:19.05,6	4:25.56,1							
315.	Rückner Felix	1973	D-Langenhagen			13:03.57,2	4:31.45,8	(3)	355
4:08.50,1	4:35.19,6	4:19.47,5							
316.	Thiel Heiko	1967	D-Hollfeld		29er-Racing Team	13:04.59,2	4:32.47,8	(3)	214
4:18.46,1	4:19.59,9	4:26.13,2							
317.	Scholz Volker	1971	D-München		Glöckchen	13:05.39,2	4:33.27,8	(3)	324
4:22.54,9	4:26.23,1	4:16.21,2							
318.	Janbroers Ron	1961	NL-Zaandam			13:06.14,7	4:34.03,3	(3)	346
4:16.13,8	4:20.32,2	4:29.28,7							
319.	Te Rijdt Bram	1981	B-Nijlen			13:06.15,5	4:34.04,1	(3)	738
4:28.10,3	4:17.29,8	4:20.35,4							

Official timing and results by DATASPORT, CH-Gerlafingen
www.datasport.com for results, online registration, informations and news

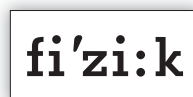
Bike Four Peaks 2015 - Hermagor - Tröpolach

date: 19.06.15
time: 16:37:24
page: 16

(60) Overall Men

position	name	year	county	city	team	total	diff	aces	bib
Stage1	Stage2	Stage3							
320.	Bleibaum Thomas	1975	D-Aerzen		Spartakus Weserbergland	13:06.20,0	4:34.08,6	(3)	334
4:21.49,1	4:19.10,4	4:25.20,5							
321.	Jäger Roman	1971	A-Schwechat		Bike4EMC	13:08.25,6	4:36.14,2	(3)	517
4:13.29,9	4:34.43,9	4:20.11,8							
322.	Dekker Lucien	1976	NL-Heerhugowaard			13:08.28,7	4:36.17,3	(3)	682
4:06.12,7	4:21.34,0	4:40.42,0							
323.	Jonkers Roelof	1965	NL-Kuinre			13:10.35,0	4:38.23,6	(3)	351
4:28.47,2	4:20.33,5	4:21.14,3							
324.	Hanke Andreas	1963	D-Lauf		Redheads Team	13:10.58,3	4:38.46,9	(3)	434
4:07.43,8	4:18.10,9	4:45.03,6							
325.	Jakob Udo	1955	D-Ahnatal		con gas	13:12.07,5	4:39.56,1	(3)	223
4:18.02,5	4:26.35,2	4:27.29,8							
326.	Brandt Rene	1973	DK-Fårup		MTB Randers	13:12.32,9	4:40.21,5	(3)	415
4:24.03,4	4:26.28,0	4:22.01,5							
327.	Lyons Adam	1977	GB-5NP		Caldwell Cycles	13:13.14,0	4:41.02,6	(3)	135
4:21.43,6	4:14.47,1	4:36.43,3							
328.	Murray Darren	1978	GB-Omagh		Caldwell Cycles	13:13.14,1	4:41.02,7	(3)	138
4:21.43,1	4:14.47,6	4:36.43,4							
329.	Schuster Thomas	1966	D-Bretten			13:15.56,2	4:43.44,8	(3)	644
4:22.59,7	4:39.06,2	4:13.50,3							
330.	Taymans Jean-Pierre	1968	B-Geel			13:16.25,4	4:44.14,0	(3)	737
4:32.56,2	4:17.53,6	4:25.35,6							
331.	Nijs Luc	1964	B-Langdorp		mtb team Langdorp	13:16.29,7	4:44.18,3	(3)	255
4:17.03,7	4:32.31,4	4:26.54,6							
332.	Verswijvel Eric	1964	B-Vorselaar			13:16.47,1	4:44.35,7	(3)	202
4:17.36,7	4:16.12,0	4:42.58,4							
333.	Keogh Brian	1967	IRL-Co Wicklow		moxie racers	13:17.12,6	4:45.01,2	(3)	328
4:20.06,7	4:31.00,6	4:26.05,3							
334.	Zwijns Roderick	1983	NL-Den Haag		De Spartaan	13:17.47,8	4:45.36,4	(3)	539
4:19.04,2	4:33.32,3	4:25.11,3							
335.	Sauder Jonathan	1996	D-Teltow			13:18.32,7	4:46.21,3	(3)	722
4:10.46,4	4:50.40,8	4:17.05,5							
336.	Pap Ronald	1984	NL-Nunspeet			13:19.37,9	4:47.26,5	(3)	715
4:30.52,3	4:35.19,0	4:13.26,6							
337.	Burke Ian	1974	IRL-Kildare			13:21.20,1	4:49.08,7	(3)	675
4:20.38,7	4:27.55,6	4:32.45,8							
338.	Branescu Mike	1972	D-München		Glocken Pro	13:21.55,6	4:49.44,2	(3)	552
4:17.26,3	4:30.31,2	4:33.58,1							
339.	Flachsbarth Sebastian	1977	D-Langenhain			13:22.42,5	4:50.31,1	(3)	198
4:51.13,5	4:15.45,0	4:15.44,0							
340.	Huppertz Pascal	1987	D-Duisburg		Loco Cycles	13:23.00,8	4:50.49,4	(3)	566
4:18.27,6	4:32.59,8	4:31.33,4							
341.	Hauenstein Uli	1955	A-Salzburg		BIKEPALAST Salzburg	13:24.51,7	4:52.40,3	(3)	774
4:26.50,8	4:32.16,2	4:25.44,7							
342.	Holmberg Jan-Ove	1954	S-Uddevalla			13:25.39,0	4:53.27,6	(3)	696
4:28.48,5	4:31.51,8	4:24.58,7							
343.	Stumpf Julian-Tobias	1975	D-Salzgitter Bad		BadBikers MTB-Sport e.V.	13:28.48,0	4:56.36,6	(3)	217
4:23.25,5	4:43.12,0	4:22.10,5							
344.	Schmid Patrick	1974	A-Feldkirchen in Kärnten			13:28.54,7	4:56.43,3	(3)	724
4:23.28,5	4:35.04,8	4:30.21,4							

Official timing and results by DATASPORT, CH-Gerlafingen
www.datasport.com for results, online registration, informations and news



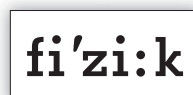
Bike Four Peaks 2015 - Hermagor - Tröpolach

date: 19.06.15
time: 16:37:24
page: 17

(60) Overall Men

position	name	year	county	city	team	total	diff	races	bib
Stage1	Stage2	Stage3							
345.	Schrameyer Kai	1984	D-Ibbenbüren		Marathon Ibbenbüren	13:30.07,8	4:57.56,4	(3)	252
4:06.22,1	4:57.24,5	4:26.21,2							
346.	Braekman Mario	1976	B-Zele		the MTB Company	13:32.23,4	5:00.12,0	(3)	484
4:29.24,2	4:38.10,1	4:24.49,1							
347.	Gertsen Mads Schouborg	1980	DK-Hammel		Team Gummiben	13:32.42,3	5:00.30,9	(3)	338
4:30.11,5	4:30.19,3	4:32.11,5							
348.	Birnbaum Oliver	1966	D-Moers			13:33.08,6	5:00.57,2	(3)	669
4:27.38,0	4:20.46,3	4:44.44,3							
349.	Seljak Saso	1965	SLO-Dob		PipeLife	13:35.43,4	5:03.32,0	(3)	422
4:21.04,3	4:34.47,9	4:39.51,2							
350.	Gschwendtner Sepp	1962	D-Holzkirchen		Redheads Team/RSLC Holzkirchen	13:35.49,8	5:03.38,4	(3)	259
4:45.54,2	4:18.53,7	4:31.01,9							
351.	Drach Günter	1974	A-Neuhofen an der Krems			13:35.59,1	5:03.47,7	(3)	194
4:32.49,3	4:35.58,4	4:27.11,4							
352.	Wolff Horst	1953	D-Grebenstein		MTB-Verein Zierenberg	13:36.09,1	5:03.57,7	(3)	572
4:29.36,6	4:28.49,7	4:37.42,8							
353.	Salzer Mathias	1984	Widnau		toMotion Racing by black Tusk	13:36.39,4	5:04.28,0	(3)	37
4:24.19,9	4:48.49,6	4:23.29,9							
354.	Van der Velden Frans	1964	NL-Utrecht		RWP Bilthoven	13:36.51,6	5:04.40,2	(3)	593
4:34.03,3	4:34.04,1	4:28.44,2							
355.	Fortkamp Bart	1963	NL-Wijk bij Duurstede		Fast&Furious	13:37.54,1	5:05.42,7	(3)	387
4:29.06,6	4:37.57,0	4:30.50,5							
356.	Van Vessem Ivo	1980	NL-Amersfoort		DoISmiVes	13:38.29,9	5:06.18,5	(3)	378
4:26.26,9	4:37.12,9	4:34.50,1							
357.	Friberg Calle	1981	S-Sundbyberg		Team Scott Skoda	13:38.32,8	5:06.21,4	(3)	87
2:35.54,6	3:12.38,2	7:50.00,0							
358.	Hilger Günter	1963	D-Bobingen			13:40.12,3	5:08.00,9	(3)	664
4:29.44,1	4:38.29,3	4:31.58,9							
359.	De Vos Stijn	1975	NL-Geldermalsen			13:41.01,2	5:08.49,8	(3)	651
4:28.49,1	4:43.42,7	4:28.29,4							
360.	Milich Ralf	1967	D-Herrenberg		TSK Schill GmbH	13:41.27,0	5:09.15,6	(3)	710
4:27.32,1	4:44.25,1	4:29.29,8							
361.	Kemmer Christoph	1960	D-Konstanz			13:41.33,3	5:09.21,9	(3)	150
4:28.08,9	4:45.34,8	4:27.49,6							
362.	Nießl Hubert	1969	D-Ihrlerstein			13:42.04,3	5:09.52,9	(3)	641
4:33.32,1	4:35.19,2	4:33.13,0							
363.	Zoer Jacco	1977	NL-Westerbork		MTB Team Westerbork	13:43.02,9	5:10.51,5	(3)	571
4:27.41,2	4:43.28,1	4:31.53,6							
364.	O'Neill Colum	1978	GB-Omagh		caldwell cycles	13:43.25,2	5:11.13,8	(3)	134
4:21.43,1	4:44.58,5	4:36.43,6							
365.	O'Hagan Ciaran	1977	GB-5HQ		Caldwell Cycles	13:43.25,9	5:11.14,5	(3)	136
4:21.44,3	4:44.58,6	4:36.43,0							
366.	Caldwell Paul	1980	GB-7EJ		Caldwell Cycles	13:43.26,2	5:11.14,8	(3)	137
4:21.45,4	4:44.57,9	4:36.42,9							
367.	Müller Helmuth	1961	A-Kasten bei Böheimkirchen		brandthof.com	13:45.25,3	5:13.13,9	(3)	533
4:21.37,3	4:50.23,9	4:33.24,1							
368.	Rosenkranz Daniel	1985	D-Edertal		Team Lupe Kleinern	13:45.53,8	5:13.42,4	(3)	283
4:34.43,8	4:40.23,2	4:30.46,8							
369.	Groh Toralf	1975	Uitikon Waldegg		Quo Vadis	13:46.37,2	5:14.25,8	(3)	427
4:26.35,6	4:35.56,1	4:44.05,5							

Official timing and results by DATASPORT, CH-Gerlafingen
www.datasport.com for results, online registration, informations and news



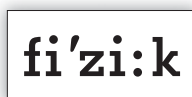
Bike Four Peaks 2015 - Hermagor - Tröpolach

date: 19.06.15
time: 16:37:24
page: 18

(60) Overall Men

position	name	year	county	city	team	total	diff	aces	bib
Stage1	Stage2	Stage3							
370.	Jansegers Paul	1960	B-Bornem			13:46.57,8	5:14.46,4	(3)	699
4:38.27,2	4:33.41,8	4:34.48,8							
371.	Röhrdanz Ole	1978	D-Ibbenbüren		Marathon Ibbenbüren	13:49.41,2	5:17.29,8	(3)	567
4:26.34,9	4:56.44,9	4:26.21,4							
372.	Morrogh Ben	1981	D-Karlsruhe			13:49.47,8	5:17.36,4	(3)	347
4:31.54,4	4:44.07,9	4:33.45,5							
373.	Bjerring Paw	1969	DK-Rodovre		Team KGB	13:49.54,0	5:17.42,6	(3)	611
4:39.09,6	4:35.13,8	4:35.30,6							
374.	Raschke Frank	1954	D-Müggenburg		Naturfreunde Deutschlands	13:50.08,5	5:17.57,1	(3)	580
4:39.44,4	4:43.22,6	4:27.01,5							
375.	Van Zandvoort Sjon	1973	NL-Geffen			13:50.33,4	5:18.22,0	(3)	655
4:38.53,9	4:43.43,1	4:27.56,4							
376.	Van Wanrooij Joris	1975	NL-Geffen			13:50.50,6	5:18.39,2	(3)	656
4:39.04,2	4:43.44,2	4:28.02,2							
377.	Weissenbacher Manuel	1988	A-Großgmain		CRAFT - ROCKY MOUNTAIN Team	13:51.12,9	5:19.01,5	(3)	21
2:47.14,4	3:13.58,5	7:50.00,0							
378.	Bahrs Robert	1982	D-Freital		BaRu	13:51.33,1	5:19.21,7	(3)	363
4:12.11,4	4:51.37,8	4:47.43,9							
379.	Gijsens Tom	1967	B-Zele		the Mtb Company	13:51.50,2	5:19.38,8	(3)	623
4:29.21,5	4:32.00,0	4:50.28,7							
380.	Van Ark Gerwin	1983	NL-'t Harde			13:52.02,6	5:19.51,2	(3)	741
4:44.53,0	4:35.08,0	4:32.01,6							
381.	Spier Markus	1982	D-Kissing		toMotion Racing by black Tusk	13:53.08,3	5:20.56,9	(3)	34
4:34.51,8	4:48.50,7	4:29.25,8							
382.	Höchst Christian	1971	D-Gröbenzell		CRAFT - ROCKY MOUNTAIN Team Friends	13:53.20,5	5:21.09,1	(3)	108
4:58.09,7	4:24.36,0	4:30.34,8							
383.	Rautenberg Frank	1965	D-München		Isarbiker	13:55.31,1	5:23.19,7	(3)	556
4:32.40,9	4:44.43,0	4:38.07,2							
384.	Kruijf De Stefan	1964	NL-wijk bij duurstede		fast en furious	13:56.23,0	5:24.11,6	(3)	385
4:15.47,4	4:39.54,5	5:00.41,1							
385.	van den Broek Leon	1964	NL-Den Haag		Regium Batavum Crusta	13:56.58,6	5:24.47,2	(3)	592
4:39.00,5	4:43.47,7	4:34.10,4							
386.	Van Kesteren Gerben	1974	NL-Voorschoten			13:57.12,1	5:25.00,7	(3)	744
4:37.12,0	4:43.42,6	4:36.17,5							
387.	Mconville Anthony	1973	GB-Lurgan		Irish warriors	13:57.19,3	5:25.07,9	(3)	245
4:24.29,3	4:42.05,9	4:50.44,1							
388.	Abs Kristof	1981	B-Grez-Doiceau		Granfondoteam.be	13:57.42,0	5:25.30,6	(3)	147
4:30.46,3	4:43.13,3	4:43.42,4							
389.	Serneels Roald	1966	B-Brasschaat			13:57.57,2	5:25.45,8	(3)	729
4:42.02,2	4:45.46,7	4:30.08,3							
390.	Groenestege Bert	1963	NL-Kuinre		MTB Kuinre	13:58.02,1	5:25.50,7	(3)	570
4:38.56,8	4:44.52,2	4:34.13,1							
391.	Hoffmann Jürgen	1967	D-Hechingen		Killertal Rider	13:58.56,4	5:26.45,0	(3)	409
4:23.08,8	4:56.58,2	4:38.49,4							
392.	Aben Michael	1971	D-Frankfurt am Main			13:59.35,3	5:27.23,9	(3)	631
4:31.53,7	4:28.44,5	4:58.57,1							
393.	van de Weteringe Buijs Frank	1966	NL-Sint Pancras		Bike Action Alkmaar	14:00.00,1	5:27.48,7	(3)	130
4:35.18,7	4:43.17,6	4:41.23,8							
394.	Van der Cruyssen Mario	1971	B-Lovendegem			14:00.06,9	5:27.55,5	(3)	743
4:35.01,9	4:34.34,6	4:50.30,4							

Official timing and results by DATASPORT, CH-Gerlafingen
www.datasport.com for results, online registration, informations and news



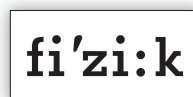
Bike Four Peaks 2015 - Hermagor - Tröpolach

date: 19.06.15
time: 16:37:24
page: 19

(60) Overall Men

position	name	year	county	city	team	total	diff	races	bib
Stage1	Stage2	Stage3							
395.	Fillgert Frank	1962	D-Kamp-Lintfort			14:00.47,0	5:28.35,6	(3)	199
4:39.51,3	4:36.22,7	4:44.33,0							
396.	Fanslau Tobias	1967	D-Hameln		Spartakus Weserbergland	14:00.47,3	5:28.35,9	(3)	335
4:39.12,9	4:48.59,7	4:32.34,7							
397.	Wodtcke Andreas	1987	D-Dreieich		BAR-TEAM	14:01.11,3	5:28.59,9	(3)	362
4:55.23,4	4:36.32,2	4:29.15,7							
398.	Sander Andreas	1972	D-Augsburg		Team Bergziege / VC-Lechhausen	14:01.34,4	5:29.23,0	(3)	451
4:21.31,2	4:36.35,1	5:03.28,1							
399.	Hovdenak Frode	1972	N-Hvalstad		Hvalstad SK	14:01.50,5	5:29.39,1	(3)	399
4:40.00,2	4:40.10,0	4:41.40,3							
400.	Woudsma Roelof	1967	NL-Kuinre			14:02.07,8	5:29.56,4	(3)	628
4:35.13,3	4:54.36,0	4:32.18,5							
401.	Gastkemper Johan	1973	NL-Purmerend		Bike Action	14:03.45,2	5:31.33,8	(3)	219
5:03.20,5	4:32.43,6	4:27.41,1							
402.	Liebrecht Jeroen	1988	NL-Bunnik		RWP Bilthoven	14:03.47,9	5:31.36,5	(3)	268
4:57.59,1	4:43.31,4	4:22.17,4							
403.	Toft Christensen Claus	1972	DK-Danmark		TeamAlpha	14:06.28,7	5:34.17,3	(3)	472
5:04.32,8	4:45.58,1	4:15.57,8							
404.	Stevens Emiel	1971	NL-Westbeemster			14:06.44,5	5:34.33,1	(3)	735
4:27.27,7	4:52.55,3	4:46.21,5							
405.	Lella Michael	1967	D-Blumberg		Craft and friends	14:06.50,9	5:34.39,5	(3)	112
5:02.28,3	5:01.17,9	4:03.04,7							
406.	Van Hout Bart	1960	NL-Eindhoven		no country for old men	14:06.51,2	5:34.39,8	(3)	584
4:37.41,4	4:42.30,4	4:46.39,4							
407.	Wikkerink Jan	1969	NL-Winterswijk-Miste		jan wikkerink	14:08.04,0	5:35.52,6	(3)	557
4:36.55,9	4:46.37,1	4:44.31,0							
408.	Raes Dave	1975	B-Stekene		het verzet	14:08.23,6	5:36.12,2	(3)	397
4:43.17,2	4:55.05,7	4:30.00,7							
409.	Köhler Tobias	1971	D-Aerzen		Spartakus Weserbergland	14:08.37,8	5:36.26,4	(3)	336
4:46.30,4	4:33.51,6	4:48.15,8							
410.	May Christopher	1977	A-Wien			14:08.44,0	5:36.32,6	(3)	353
4:45.17,1	4:53.53,7	4:29.33,2							
411.	Mouton Ronny	1964	B-Adegem			14:09.01,0	5:36.49,6	(3)	711
4:56.54,4	4:41.46,3	4:30.20,3							
412.	Sattmann Andreas	1977	D-Friedrichshafen		Tannenwald steel rides the forest	14:09.20,7	5:37.09,3	(3)	447
4:39.10,6	4:47.42,9	4:42.27,2							
413.	Pflüger Christian	1981	D-Habichtswald		MTB-Verein Zierenberg	14:09.26,1	5:37.14,7	(3)	574
4:41.51,4	4:55.11,3	4:32.23,4							
414.	Bekhoej Mads	1965	DK-Egå		Team Scaffco	14:09.49,9	5:37.38,5	(3)	464
4:20.41,9	4:45.47,7	5:03.20,3							
415.	Zuck Steffen	1965	D-Seibersbach		X-Sport Kastellaun	14:10.08,2	5:37.56,8	(3)	626
4:51.46,2	4:47.30,5	4:30.51,5							
416.	Van Severen Paul	1963	B-Beervelde			14:10.27,4	5:38.16,0	(3)	748
4:45.11,6	4:41.47,4	4:43.28,4							
417.	Amend Günter	1964	D-Frammersbach		AXA Team	14:10.52,2	5:38.40,8	(3)	512
4:54.25,6	4:33.32,1	4:42.54,5							
418.	Mahlert Thomas	1977	DK-Stenlose		Team KGB	14:11.46,6	5:39.35,2	(3)	612
4:48.32,4	4:44.52,3	4:38.21,9							
419.	Kunold Frank	1964	D-Schauenburg		MTB-Verein Zierenberg	14:11.49,7	5:39.38,3	(3)	575
4:36.18,2	4:48.49,6	4:46.41,9							

Official timing and results by DATASPORT, CH-Gerlafingen
www.datasport.com for results, online registration, informations and news



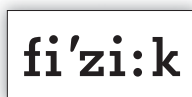
Bike Four Peaks 2015 - Hermagor - Tröpolach

date: 19.06.15
time: 16:37:24
page: 20

(60) Overall Men

position	name	year	county	city	team	total	diff	aces	bib
Stage1	Stage2	Stage3							
420.	Schulte-Wrede Stefan	1979	D-München		Glöckchen	14:11.56,6	5:39.45,2	(3)	325
4:25.56,7	4:49.40,8	4:56.19,1							
421.	Vonhausen Oliver	1988	D-Würzburg		Team TEXPA-SIMPLON	14:13.12,3	5:41.00,9	(3)	28
2:59.15,4	3:23.56,9	7:50.00,0							
422.	Ehrlichau Daniel	1980	D-Neuburg		G.I.T.	14:13.54,4	5:41.43,0	(3)	548
4:54.13,3	4:34.40,3	4:45.00,8							
423.	Binder Thomas	1964	A-Mödling		Bike4EMC	14:15.11,5	5:43.00,1	(3)	518
4:40.28,3	4:46.05,1	4:48.38,1							
424.	Wehling Ralf	1959	D-Wuppertal			14:16.39,4	5:44.28,0	(3)	754
4:37.15,2	4:52.54,6	4:46.29,6							
425.	Ruiter Arjan	1970	NL-De Rijp			14:17.06,2	5:44.54,8	(3)	721
4:49.49,5	4:47.39,4	4:39.37,3							
426.	Mueller Christian	1970	Arisdorf		Engadinsnow	14:17.38,7	5:45.27,3	(3)	384
4:46.47,5	4:46.50,4	4:44.00,8							
427.	Schrittwieser Bernhard	1972	A-Bodensdorf, Ossiacher See			14:19.11,7	5:47.00,3	(3)	726
4:39.54,2	4:54.56,8	4:44.20,7							
428.	Van Kesteren Matthijs	1980	NL-Leiderdorp			14:19.24,7	5:47.13,3	(3)	745
4:40.41,5	4:45.51,0	4:52.52,2							
429.	Deenen Fons	1954	NL-Oostelbeers		Peerkes Bike Team	14:19.45,3	5:47.33,9	(3)	165
4:47.09,2	4:45.49,1	4:46.47,0							
430.	Duckeck Guenter	1962	D-Penzberg			14:20.07,1	5:47.55,7	(3)	653
4:38.52,0	4:48.11,4	4:53.03,7							
431.	Wilson Michael	1968	IRL-Dundalk			14:21.25,7	5:49.14,3	(3)	342
4:33.29,1	4:52.35,1	4:55.21,5							
432.	van den Schoor Leon	1955	NL-Den Bosch		no country for old men	14:21.47,1	5:49.35,7	(3)	583
4:44.43,1	4:56.47,3	4:40.16,7							
433.	Fimpler Julian	1991	D-Haltern am See		The Biking Dead	14:22.20,5	5:50.09,1	(3)	288
4:55.54,3	4:43.21,4	4:43.04,8							
434.	Puranen Jarkko	1972	FI-Muurame		Kuntorihi MTB	14:24.30,4	5:52.19,0	(3)	564
4:50.12,3	4:43.14,5	4:51.03,6							
435.	Kainz Herbert	1976	A-St.Michael			14:24.57,6	5:52.46,2	(3)	701
4:51.49,9	4:56.11,3	4:36.56,4							
436.	Riegraf Marius	1991	D-Steinheim		AERacing	14:25.13,7	5:53.02,3	(3)	508
4:53.38,7	4:45.29,4	4:46.05,6							
437.	Askolin Mikko	1976	FI-Muurame		Kuntorihi MTB	14:25.16,1	5:53.04,7	(3)	565
4:45.52,1	4:43.15,6	4:56.08,4							
438.	Smits Pim	1964	NL-Hillegom		KSB	14:25.29,4	5:53.18,0	(3)	560
4:53.46,8	4:50.51,4	4:40.51,2							
439.	Aasted Jacob	1978	DK-Holbaek		Team Company-Cycling	14:28.21,9	5:56.10,5	(3)	609
4:43.06,2	5:02.30,5	4:42.45,2							
440.	Stabl Roland	1971	A-Velden am Wörther See		Team Kärnten Challenge	14:28.49,2	5:56.37,8	(3)	103
4:43.31,5	4:49.27,4	4:55.50,3							
441.	Kalkman David	1978	NL-Purmerend			14:29.44,3	5:57.32,9	(3)	702
4:40.01,3	4:50.57,3	4:58.45,7							
442.	Maja Marko	1974	FI-Säynätsalo		Kuntorihi MTB	14:30.24,9	5:58.13,5	(3)	561
4:50.11,3	4:43.15,2	4:56.58,4							
443.	Rosenkranz Günther	1958	A-Graz			14:30.33,7	5:58.22,3	(3)	650
4:50.39,9	5:01.16,7	4:38.37,1							
444.	Grießner Markus	1994	A-Saalfelden am Steinernen Meer		ASVÖ-ÖAMTC SC Hermagor	14:30.56,9	5:58.45,5	(3)	765
3:04.59,5	3:35.57,4	7:50.00,0							

Official timing and results by DATASPORT, CH-Gerlafingen
www.datasport.com for results, online registration, informations and news



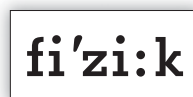
Bike Four Peaks 2015 - Hermagor - Tröpolach

date: 19.06.15
time: 16:37:25
page: 21

(60) Overall Men

position	name	year	county	city	team	total	diff	races	bib
Stage1	Stage2	Stage3							
445.	Stöfelmayer Gerhard	1963	A-Wals bei Salzburg		CRAFT and friends	14:31.27,1	5:59.15,7	(3)	113
4:50.26,2	4:45.37,8	4:55.23,1							
446.	Bischof Frank	1965	D-Belm			14:32.49,2	6:00.37,8	(3)	185
4:41.20,8	4:52.58,0	4:58.30,4							
447.	Vergauwen Ivan	1970	B-Bornem			14:33.05,9	6:00.54,5	(3)	749
4:45.21,2	4:49.31,8	4:58.12,9							
448.	Schouten Patrick	1973	NL-Alkmaar			14:34.11,2	6:01.59,8	(3)	643
4:44.52,3	4:52.10,3	4:57.08,6							
449.	Fellner Mario	1967	Oberglatt ZH		Chiemgau Biking	14:35.13,8	6:03.02,4	(3)	537
4:40.55,0	4:49.13,7	5:05.05,1							
450.	Schoepf Peter	1967	D-Burladingen		Killertal Rider	14:35.28,2	6:03.16,8	(3)	408
4:48.49,9	4:58.16,4	4:48.21,9							
451.	Visser Rob	1968	NL-Bergschenhoek		Team Maloja	14:39.23,8	6:07.12,4	(3)	615
4:39.22,0	4:43.15,0	5:16.46,8							
452.	Verwerft Johan	1976	B-Bevel			14:40.54,9	6:08.43,5	(3)	700
5:09.12,4	4:48.13,2	4:43.29,3							
453.	Dorroch Robert	1969	D-Waging am See		Bike Sport Mayer Waging	14:41.49,0	6:09.37,6	(3)	365
4:53.32,5	4:52.30,7	4:55.45,8							
454.	Gebel Robert	1968	Uitikon Waldegg		Quo Vadis	14:43.09,1	6:10.57,7	(3)	426
4:33.36,1	5:01.59,8	5:07.33,2							
455.	Garvey Shane	1974	IRL-Dundalk		shane garvey	14:46.21,9	6:14.10,5	(3)	269
4:35.33,5	5:01.35,5	5:09.12,9							
456.	Taeckens Niels	1986	B-Ardoorie		Belgian Turbo Team	14:49.14,7	6:17.03,3	(3)	314
4:47.13,6	5:22.40,0	4:39.21,1							
457.	Hell Martin	1971	D-Dettingen		Gaudibiker	14:49.46,7	6:17.35,3	(3)	550
5:09.21,0	4:59.56,4	4:40.29,3							
458.	Tivnan Desmond	1972	IRL-Blessington Co. Wicklow		Team Cogs	14:50.04,3	6:17.52,9	(3)	278
4:52.00,6	5:08.39,9	4:49.23,8							
459.	Bache Thomas	1964	D-Hameln		Spartakus Weserbergland	14:51.40,3	6:19.28,9	(3)	333
5:02.32,7	4:52.53,3	4:56.14,3							
460.	Fritz Robert	1977	A-Wien		Team Sportordination	14:53.28,4	6:21.17,0	(3)	465
5:03.06,1	5:01.26,4	4:48.55,9							
461.	Grebner Heinrich	1949	D-Burgkunstadt		Mr. Bike Lichtenfels	14:53.37,4	6:21.26,0	(3)	413
4:39.34,5	5:09.58,3	5:04.04,6							
462.	Krivec Andrej	1966	SLO-Celje		90+	14:54.10,3	6:21.58,9	(3)	506
4:49.04,0	4:48.22,7	5:16.43,6							
463.	O'Hagan Martin	1972	GB-Newry		Cuchulainn Cycling Club	14:54.58,8	6:22.47,4	(3)	229
4:50.10,7	4:59.35,8	5:05.12,3							
464.	Weskamm Rüdiger	1955	D-Hamburg		Fast Lane Hamburg	14:55.51,4	6:23.40,0	(3)	386
4:54.10,2	4:57.11,7	5:04.29,5							
465.	Ströbel Steve	1967	D-Mülheim		CS-Pure Racing Team	14:56.53,0	6:24.41,6	(3)	228
4:40.37,8	5:07.13,2	5:09.02,0							
466.	Müller Thorsten	1978	D-Zierenberg		MTB-Verein Zierenberg	14:58.54,7	6:26.43,3	(3)	330
5:02.28,6	4:55.33,7	5:00.52,4							
467.	Logie Davy	1988	B-Roeselare			14:59.50,7	6:27.39,3	(3)	313
4:56.42,1	5:23.48,8	4:39.19,8							
468.	Sachs Elmar	1980	D-Jossgrund			14:59.59,7	6:27.48,3	(3)	642
5:05.02,4	4:50.51,5	5:04.05,8							
469.	Horch Fabian	1981	D-Niestetal		FAHO ZG Kassel	15:01.07,0	6:28.55,6	(3)	544
5:09.02,0	4:52.03,4	5:00.01,6							

Official timing and results by DATASPORT, CH-Gerlafingen
www.datasport.com for results, online registration, informations and news



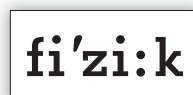
Bike Four Peaks 2015 - Hermagor - Tröpolach

date: 19.06.15
time: 16:37:25
page: 22

(60) Overall Men

position	name	year	county	city	team	total	diff	races	bib
Stage1	Stage2	Stage3							
470.	Hofmann Holm	1978	D-Essen			15:01.45,0	6:29.33,6	(3)	694
4:55.46,3	5:07.11,2	4:58.47,5							
471.	Trüschler Lutz	1968	D-Warendorf		Dangerriders	15:03.00,9	6:30.49,5	(3)	373
4:57.32,0	5:02.20,9	5:03.08,0							
472.	Mercks Heinz-Peter	1959	D-Berlin			15:03.46,3	6:31.34,9	(3)	709
4:48.21,1	4:59.51,4	5:15.33,8							
473.	Höhle Bernd	1967	D-Schauenburg		Kette rechts	15:05.04,9	6:32.53,5	(3)	406
5:00.23,1	5:15.36,4	4:49.05,4							
474.	Sherer Lior	1969	ISR-Rosh-Haayin		CSC	15:05.08,5	6:32.57,1	(3)	227
5:02.51,8	4:57.39,0	5:04.37,7							
475.	Hetzl Eduard	1954	A-Kufstein		Bikestars Kufstein	15:05.30,7	6:33.19,3	(3)	528
4:46.55,9	5:01.45,9	5:16.48,9							
476.	Wagner Martin	1970	A-Wien			15:06.04,3	6:33.52,9	(3)	752
4:43.22,6	5:08.21,2	5:14.20,5							
477.	Brusis Heiko	1966	D-Gelsenkirchen		Haldenbiker	15:06.30,3	6:34.18,9	(3)	395
5:04.26,5	4:52.48,4	5:09.15,4							
478.	Schmidt Richard	1976	A-Perchtoldsdorf		Bike4EMC	15:07.12,2	6:35.00,8	(3)	523
5:02.45,4	5:10.16,4	4:54.10,4							
479.	Zandvliet Martijn	1971	B-Hoogstraten		Tijn&Eddy	15:08.40,4	6:36.29,0	(3)	624
4:57.21,6	5:13.49,5	4:57.29,3							
480.	Wünderlich Jan	1982	D-Fischerhude			15:09.04,5	6:36.53,1	(3)	756
4:56.55,9	5:03.03,6	5:09.05,0							
481.	Mühl Walter	1963	D-Stadtlauringen		Team Nonnensee	15:09.19,8	6:37.08,4	(3)	616
5:09.50,3	4:57.36,1	5:01.53,4							
482.	Cabooter Alexander	1970	NL-Den Haag		Regium Batavum Crusta	15:09.37,9	6:37.26,5	(3)	591
5:05.45,6	5:06.11,4	4:57.40,9							
483.	Christ Oliver	1972	D-Heiligenhaus		CS Pure Racing Team	15:09.54,1	6:37.42,7	(3)	371
5:06.07,8	4:54.44,4	5:09.01,9							
484.	Spitteler George	1988	NL-Hoorn			15:10.38,2	6:38.26,8	(3)	734
4:51.46,1	5:09.41,8	5:09.10,3							
485.	Persijn Joffrey	1988	NL-Dordrecht		Team Flachlanders Pro	15:10.46,4	6:38.35,0	(3)	452
4:51.56,0	5:09.39,7	5:09.10,7							
486.	Weinstich Martin	1988	A-Villach-Landskron		Carinthian BIKE BROS	15:10.49,1	6:38.37,7	(3)	140
5:06.07,3	5:05.16,4	4:59.25,4							
487.	Treven Manuel	1982	A-Klagenfurt		im.puls sport	15:11.20,4	6:39.09,0	(3)	555
3:31.37,6	3:49.42,8	7:50.00,0							
488.	Gauss Joachim	1966	D-Burladingen		Albrad Killertal Rider	15:11.28,7	6:39.17,3	(3)	509
5:13.50,7	4:59.47,0	4:57.51,0							
489.	Hess Volker	1971	D-Gaildorf		CRAFT and Friends	15:12.38,8	6:40.27,4	(3)	111
5:04.35,1	5:01.19,7	5:06.44,0							
490.	van de Wiel Piet	1954	NL-Esbeek		Peerkes Bike Team	15:12.59,4	6:40.48,0	(3)	166
5:02.19,0	5:16.22,1	4:54.18,3							
491.	Döring André	1964	D-Hannover		Team PIRATE	15:13.33,0	6:41.21,6	(3)	619
5:05.24,0	4:54.10,9	5:13.58,1							
492.	Naomé Tom	1978	B-Heusden-Zolder		Endless Riding	15:17.06,5	6:44.55,1	(3)	236
4:54.02,2	5:07.53,2	5:15.11,1							
493.	Davies Robert	1983	GB-7 Falmouth Road, London		London Dynamo	15:19.40,5	6:47.29,1	(3)	104
3:30.07,8	8:00.00,0	3:49.32,7							
494.	De Jonge Paul	1962	NL-Eindhoven		no country for old men	15:20.46,8	6:48.35,4	(3)	581
5:02.55,7	5:11.41,1	5:06.10,0							

Official timing and results by DATASPORT, CH-Gerlafingen
www.datasport.com for results, online registration, informations and news



Bike Four Peaks 2015 - Hermagor - Tröpolach

(60) Overall Men

position	name	year	county	city	team	total	diff	aces	bib
Stage1	Stage2	Stage3							
495.	De Vos Wessel	1971	NL-IJsselstein			15:21.07,8	6:48.56,4	(3)	681
4:56.03,6	4:43.45,4	5:41.18,8							
496.	Schmidt Harald	1972	A-Perchtoldsdorf		Bike4EMC	15:22.39,0	6:50.27,6	(3)	522
4:53.56,8	5:25.47,0	5:02.55,2							
497.	Srutek René	1975	CZ-Horousáňky		Fincentrum	15:24.12,7	6:52.01,3	(3)	546
5:15.49,2	4:59.20,3	5:09.03,2							
498.	Weber Marc	1961	L-Mondercange			15:24.17,5	6:52.06,1	(3)	666
5:02.40,5	5:22.53,9	4:58.43,1							
499.	Weber Guy	1963	L-Müllendorf			15:24.22,3	6:52.10,9	(3)	665
5:02.38,1	5:22.55,4	4:58.48,8							
500.	Rey Maxime	1989	F-Montaimont			15:24.22,6	6:52.11,2	(3)	719
5:00.11,8	5:27.50,6	4:56.20,2							
501.	Schabus Jochen	1979	A-Grafenbach		bonanza 6	15:25.12,7	6:53.01,3	(3)	368
5:03.19,5	5:15.38,0	5:06.15,2							
502.	Schumacher Matthias	1973	D-München			15:26.09,0	6:53.57,6	(3)	493
5:04.48,1	5:21.23,8	4:59.57,1							
503.	Hamilton Greg	1966	USA-Billerica			15:26.59,7	6:54.48,3	(3)	636
5:01.00,0	4:59.46,6	5:26.13,1							
504.	Lee Robert	1971	D-Weisendorf		FILTH AND FURY	15:28.13,0	6:56.01,6	(3)	388
5:02.13,2	4:59.46,4	5:26.13,4							
505.	Carels Joachim	1976	USA-Brooklyn			15:31.06,3	6:58.54,9	(3)	676
4:54.45,4	5:16.13,5	5:20.07,4							
506.	Horstmann Ralf	1973	D-Paderborn		DROP * FROM TEAM;	15:31.13,2	6:59.01,8	(3)	542
5:18.12,2	4:57.13,7	5:15.47,3							
507.	Krauss Gebhard	1955	A-Eggersriet		Biketeam Eggersriet	15:31.23,0	6:59.11,6	(3)	530
5:14.52,3	5:06.51,1	5:09.39,6							
508.	Greco Frank	1964	D-Bexbach			15:31.44,3	6:59.32,9	(3)	349
5:11.48,2	5:05.19,7	5:14.36,4							
509.	Schmitz Tom	1984	L-Esch Alzette			15:32.16,7	7:00.05,3	(3)	725
5:19.14,9	5:14.14,1	4:58.47,7							
510.	Raschle Marcel	1968	Eggersriet		Biketeam Eggersriet	15:33.47,8	7:01.36,4	(3)	529
5:14.57,8	5:08.04,8	5:10.45,2							
511.	Lang Andreas	1973	D-Idstein		RSV Idstein	15:33.50,2	7:01.38,8	(3)	439
5:28.45,5	4:53.36,6	5:11.28,1							
512.	Baudet Frank	1969	NL-Driebergen			15:34.35,7	7:02.24,3	(3)	660
4:40.21,1	5:35.34,3	5:18.40,3							
513.	Ameye Kevin	1988	B-Roeselare		Belgian Turbo Team	15:35.40,0	7:03.28,6	(3)	312
5:17.27,6	5:22.40,7	4:55.31,7							
514.	Oeschger Tom	1952	Oberentfelden			15:36.12,6	7:04.01,2	(3)	713
5:15.06,1	5:27.11,9	4:53.54,6							
515.	Baresel Andreas	1975	D-Rosenheim		Stadtwerke Rosenheim Bike Team	15:37.10,9	7:04.59,5	(3)	444
5:06.22,3	5:15.09,2	5:15.39,4							
516.	Geerinck Frank	1970	B-Zele		the MTB Company	15:37.40,5	7:05.29,1	(3)	622
5:20.48,6	5:21.15,5	4:55.36,4							
517.	Strunk Sascha	1964	D-Kassel		Kette rechts	15:38.07,6	7:05.56,2	(3)	773
5:15.34,8	5:13.25,9	5:09.06,9							
518.	Krimm Olaf	1963	D-Olching		Glöckchen	15:38.25,3	7:06.13,9	(3)	321
5:07.31,6	5:15.34,3	5:15.19,4							
519.	Hösel Carsten	1977	D-Freital			15:38.36,9	7:06.25,5	(3)	654
4:55.42,6	5:20.34,5	5:22.19,8							

Official timing and results by DATASPORT, CH-Gerlafingen
www.datasport.com for results, online registration, informations and news

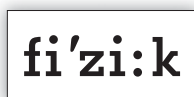
Bike Four Peaks 2015 - Hermagor - Tröpolach

date: 19.06.15
time: 16:37:25
page: 24

(60) Overall Men

position	name	year	county	city	team	total	diff	aces	bib
Stage1	Stage2	Stage3							
520.	Könemann Hinrich	1964	D-Kassel		Kette Rechts	15:40.16,6	7:08.05,2	(3)	407
5:15.35,9	5:13.28,5	5:11.12,2							
521.	Hulsbergen Jan	1970	NL-VUGHT		Bike Heart	15:40.55,3	7:08.43,9	(3)	515
5:22.01,8	5:06.05,1	5:12.48,4							
522.	Ruwwe Christoph	1987	D-Germering		BaRu	15:42.37,9	7:10.26,5	(3)	514
5:19.34,0	5:13.18,1	5:09.45,8							
523.	Fischer Bernd	1976	D-Edingen-Neckarhausen			15:42.59,8	7:10.48,4	(3)	688
5:02.11,2	5:37.13,6	5:03.35,0							
524.	Bom Bart	1981	NL-Rotterdam		Team ProQR	15:43.59,3	7:11.47,9	(3)	285
5:00.55,0	5:44.05,5	4:58.58,8							
525.	Kamphuis Guido	1980	NL-AMSTERDAM			15:44.45,3	7:12.33,9	(3)	703
5:19.56,5	5:17.26,7	5:07.22,1							
526.	Schröcker Jochen	1967	D-Stadtlauringen		Team Nonnensee	15:45.29,9	7:13.18,5	(3)	617
5:09.41,3	5:06.36,5	5:29.12,1							
527.	Wasserzier Matthias	1975	D-Bayreuth		29-er Racing Team	15:48.27,7	7:16.16,3	(3)	504
6:03.14,4	3:58.36,1	5:46.37,2							
528.	Schwarz Horst	1959	D-Zierenberg		MTB-Verein Zierenberg	15:48.56,7	7:16.45,3	(3)	573
5:14.25,9	5:19.47,6	5:14.43,2							
529.	Ibanez Juanjo	1979	D-München		Glöckchen	15:50.24,3	7:18.12,9	(3)	320
5:09.07,1	5:23.13,9	5:18.03,3							
530.	Gehbauer Robert	1987	A-Villach-Drobellach am Faaker S		RC Arbo Asko Klagenfurt	15:52.39,8	7:20.28,4	(3)	201
4:42.57,2	3:19.42,6	7:50.00,0							
531.	Bowier Sebastiaan	1987	NL-Den Haag			15:53.16,8	7:21.05,4	(3)	671
5:27.47,0	4:59.53,1	5:25.36,7							
532.	Wiersma Eelco	1986	NL-Den Haag			15:53.17,4	7:21.06,0	(3)	755
5:27.47,2	4:59.53,0	5:25.37,2							
533.	Miethaner Daniel	1986	D-München		Glöckchen	15:53.20,8	7:21.09,4	(3)	322
5:25.19,6	5:09.19,4	5:18.41,8							
534.	Dolman Bert	1970	NL-Utrecht			15:54.38,7	7:22.27,3	(3)	683
5:23.12,4	5:25.49,4	5:05.36,9							
535.	Gallo Salvatore	1967	Ziefen		Engadinsnow	15:55.48,0	7:23.36,6	(3)	383
5:13.20,9	5:16.58,9	5:25.28,2							
536.	Année Kris	1962	B-Zele		the MTB Company	15:56.44,4	7:24.33,0	(3)	621
5:20.47,6	5:21.14,9	5:14.41,9							
537.	van den Bergh Barry	1964	NL-Rijen		Peerkes Bike Team	15:56.59,0	7:24.47,6	(3)	52
5:24.28,7	5:10.44,9	5:21.45,4							
538.	La Rooy Arjen	1974	NL-Alkmaar		Bike Action Alkmaar	15:57.40,1	7:25.28,7	(3)	317
5:13.54,2	5:38.54,9	5:04.51,0							
539.	Peltola Arto	1984	FI-Hämeenlinna		Kuntorihi MTB	15:57.47,1	7:25.35,7	(3)	562
5:16.30,7	5:36.28,1	5:04.48,3							
540.	Wittmann Andreas	1961	D-Altenkunstadt		Mr. Bike Lichtenfels	16:00.09,3	7:27.57,9	(3)	412
5:10.54,7	5:21.24,6	5:27.50,0							
541.	Bures Michal	1980	CZ-Praha		Fincentrum	16:03.15,3	7:31.03,9	(3)	545
5:16.58,2	5:33.39,7	5:12.37,4							
542.	Doree Norbert	1954	D-Norheim			16:06.32,1	7:34.20,7	(3)	684
5:19.58,0	5:30.44,7	5:15.49,4							
543.	Smit Harm	1984	NL-Amersfoort			16:07.30,9	7:35.19,5	(3)	731
5:25.45,1	5:10.22,3	5:31.23,5							
544.	Stroomer Bob	1984	NL-Haarlem		Bike Action Alkmaar	16:12.13,7	7:40.02,3	(3)	319
5:27.01,1	5:14.49,1	5:30.23,5							

Official timing and results by DATASPORT, CH-Gerlafingen
www.datasport.com for results, online registration, informations and news



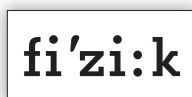
Bike Four Peaks 2015 - Hermagor - Tröpolach

date: 19.06.15
time: 16:37:25
page: 25

(60) Overall Men

position	name	year	county	city	team	total	diff	aces	bib
Stage1	Stage2	Stage3							
545.	Grote Carsten	1978	D-Ibbenbüren		Marathon Ibbenbüren	16:12.14,2	7:40.02,8	(3)	253
5:20.30,7	5:12.51,2	5:38.52,3							
546.	Sachs Dieter	1964	D-Partenstein		AXA-Team Frammersbach	16:15.24,0	7:43.12,6	(3)	513
5:09.23,2	5:18.26,1	5:47.34,7							
547.	De Vylder Luc	1967	B-Kemzeke			16:16.24,5	7:44.13,1	(3)	203
4:09.25,8	4:16.58,7	7:50.00,0							
548.	Hansmann Thomas	1961	D-Wolfenbüttel		Kette rechts	16:19.27,6	7:47.16,2	(3)	405
5:20.58,3	5:29.25,2	5:29.04,1							
549.	De Bruijne Ard	1967	NL-Houten			16:20.31,3	7:48.19,9	(3)	667
5:25.45,5	5:35.33,2	5:19.12,6							
550.	Poppe René	1976	D-Bernau		TEAM ICKE	16:20.43,4	7:48.32,0	(3)	652
4:30.37,6	5:12.04,6	6:38.01,2							
551.	Sant Cristobal Vaquer Vincent	1992	E-Manacor		Bikepointmallorca Al Mar Racing	16:20.52,1	7:48.40,7	(3)	221
5:00.59,5	5:42.51,3	5:37.01,3							
552.	Töffler Markus	1977	A-Linz		pewag racing team	16:20.52,5	7:48.41,1	(3)	174
5:26.24,5	5:15.28,9	5:38.59,1							
553.	Den Ouden Marcel	1970	NL-Houten			16:21.45,0	7:49.33,6	(3)	668
5:26.19,6	5:35.35,6	5:19.49,8							
554.	Verwerft Ivan	1975	B-Herentals			16:23.50,1	7:51.38,7	(3)	204
4:17.37,4	4:16.12,7	7:50.00,0							
555.	Rasmussen Johnny	1956	DK-Frederinkssund		Snakecity Devils	16:23.58,1	7:51.46,7	(3)	602
5:30.13,2	5:25.30,2	5:28.14,7							
556.	Marfelt Kim	1962	DK-Slangerup		Snakecity Devils	16:30.53,6	7:58.42,2	(3)	605
5:33.15,3	5:26.49,8	5:30.48,5							
557.	Neirinck Sam	1983	B-Izegem		Belgian Turbo Team	16:30.57,3	7:58.45,9	(3)	311
5:53.32,3	5:24.59,5	5:12.25,5							
558.	Valkenhoef Leon	1970	NL-Soesterberg		RWP Bilthoven	16:31.43,1	7:59.31,7	(3)	595
5:11.33,6	5:43.22,1	5:36.47,4							
559.	Österreicher Ronald	1972	A-Wien			16:37.15,0	8:05.03,6	(3)	714
5:32.00,4	5:17.23,3	5:47.51,3							
560.	Zettl Wolfgang	1962	A-Wien			16:37.31,3	8:05.19,9	(3)	760
5:23.32,5	5:34.21,1	5:39.37,7							
561.	Siebers Jeremy	1981	NL-Eindhoven		no country for old men	16:39.06,0	8:06.54,6	(3)	582
5:20.05,5	5:30.19,2	5:48.41,3							
562.	Wenzel Tobias	1967	D-Großrückerswalde			16:40.25,2	8:08.13,8	(3)	657
5:30.41,4	5:30.25,4	5:39.18,4							
563.	Weiner Ludger	1961	D-Rauen			16:41.59,1	8:09.47,7	(3)	662
5:30.59,2	5:25.47,8	5:45.12,1							
564.	Finger Reto	1972	D-Augsburg			16:45.03,5	8:12.52,1	(3)	686
5:49.28,3	5:26.18,4	5:29.16,8							
565.	Fiedler Thomas	1955	D-Würzburg		RSG Würzburg	16:46.36,0	8:14.24,6	(3)	264
4:25.29,2	8:00.00,0	4:21.06,8							
566.	Klauser Martin	1965	A-St. Pölten		decopoint	16:51.10,5	8:18.59,1	(3)	376
5:43.23,9	5:38.24,7	5:29.21,9							
567.	Schnepper Dennis	1979	D-München		Glöckchen	16:54.50,0	8:22.38,6	(3)	323
4:36.48,9	8:00.00,0	4:18.01,1							
568.	Brouwer Sander	1971	NL-Oudorp			16:56.09,2	8:23.57,8	(3)	674
5:35.19,8	5:26.29,2	5:54.20,2							
569.	Lengers Ed	1967	NL-Alkmaar			16:56.09,4	8:23.58,0	(3)	706
5:35.19,2	5:26.29,7	5:54.20,5							

Official timing and results by DATASPORT, CH-Gerlafingen
www.datasport.com for results, online registration, informations and news



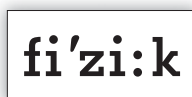
Bike Four Peaks 2015 - Hermagor - Tröpolach

date: 19.06.15
time: 16:37:25
page: 26

(60) Overall Men

position	name	year	county	city	team	total	diff	aces	bib
Stage1	Stage2	Stage3							
570.	Wakefield Ian	1967	GB-Norwich		Team Rexhepi	16:58.12,9	8:26.01,5	(3)	461
5:47.01,8	5:19.19,5	5:51.51,6							
571.	Schmitz Daniel	1981	D-Voerde		Marathon Ibbenbüren	16:58.58,8	8:26.47,4	(3)	568
5:40.38,7	5:39.28,2	5:38.51,9							
572.	Dragoun Oliver	1975	A-Wien		team HILLINGER	17:03.44,6	8:31.33,2	(3)	764
5:43.01,6	5:33.51,1	5:46.51,9							
573.	Steinbrugger Andreas	1973	A-Purkersdorf		team HILLINGER	17:03.47,4	8:31.36,0	(3)	769
5:43.02,4	5:33.51,5	5:46.53,5							
574.	Partetzke Matthias	1971	D-Bad Iburg		TV Bad Iburg	17:05.04,7	8:32.53,3	(3)	476
5:32.20,5	5:34.26,1	5:58.18,1							
575.	Pfenning Andy	1972	D-Regensburg		dowe sportswear	17:05.59,3	8:33.47,9	(3)	540
5:45.42,7	5:54.01,3	5:26.15,3							
576.	Dagan Ron	1965	ISR-Halutz			17:08.32,8	8:36.21,4	(3)	658
5:41.49,6	5:44.03,9	5:42.39,3							
577.	Bosler Thomas	1961	A-Wien		MYF-FeineFahrräderTeamMünchen	17:08.59,6	8:36.48,2	(3)	577
5:47.48,6	5:32.56,4	5:48.14,6							
578.	De Vos Koen	1968	B-Gent			17:11.14,9	8:39.03,5	(3)	680
5:40.46,2	5:36.51,1	5:53.37,6							
579.	Lujambio Ander	1991	D-Köln		Euskal Herria	17:12.36,8	8:40.25,4	(3)	238
5:32.33,2	5:42.51,3	5:57.12,3							
580.	Guggemos Tobias	1985	D-Aachen		Brand Riders	17:12.54,7	8:40.43,3	(3)	531
6:20.17,7	5:35.21,5	5:17.15,5							
581.	Fischer Michael	1973	Zürich			17:17.23,0	8:45.11,6	(3)	687
5:55.05,1	5:31.25,7	5:50.52,2							
582.	Wurzinger Wolfgang	1973	A-Biedermannsdorf		PlusMinus	17:19.29,8	8:47.18,4	(3)	423
5:22.58,7	5:53.50,3	6:02.40,8							
583.	Palm Soren	1968	DK-Kastrup		Team Ingolf	17:20.53,3	8:48.41,9	(3)	377
5:40.19,0	5:39.49,3	6:00.45,0							
584.	Van Wijk Bart	1979	NL-Maastricht			17:23.40,4	8:51.29,0	(3)	630
5:37.59,7	5:35.47,5	6:09.53,2							
585.	Kjeldbjerg Kim Breck	1974	DK-Frederikssund		Snakecity Devils	17:25.46,8	8:53.35,4	(3)	604
5:20.01,3	5:49.04,2	6:16.41,3							
586.	Sikic Patrick	1986	A-Gunskirchen			17:26.48,5	8:54.37,1	(3)	730
5:28.46,9	5:55.21,2	6:02.40,4							
587.	Stibitzhofer Franz	1962	A-Wien		Bike4EMC	17:32.03,5	8:59.52,1	(3)	524
5:52.29,0	5:55.58,5	5:43.36,0							
588.	Hochfeld Brett	1979	GB-London			17:33.36,5	9:01.25,1	(3)	693
5:39.41,0	5:54.26,9	5:59.28,6							
589.	Rickus Frank	1973	D-Beltheim		Team Kurz Kurz	17:34.54,4	9:02.43,0	(3)	457
5:43.03,4	5:56.26,6	5:55.24,4							
590.	Petry Uwe	1966	D-Alterkülz		Team Kurz Kurz	17:34.55,7	9:02.44,3	(3)	456
5:43.04,6	5:56.27,0	5:55.24,1							
591.	Nielsen Ole T.	1967	DK-Otterup		TeAlpha	17:37.10,4	9:04.59,0	(3)	471
5:31.27,7	5:49.04,2	6:16.38,5							
592.	Murphy Eamon	1960	GB-Newry			17:39.13,2	9:07.01,8	(3)	640
5:25.29,5	6:05.36,9	6:08.06,8							
593.	Mallon Martin	1980	IRL-Newry		South Armagh warriors	17:41.32,8	9:09.21,4	(3)	441
5:27.49,8	6:05.36,0	6:08.07,0							
594.	Walther Pierre	1963	D-Kassel		Kette rechts	17:45.21,0	9:13.09,6	(3)	404
5:53.43,7	5:53.34,4	5:58.02,9							

Official timing and results by DATASPORT, CH-Gerlafingen
www.datasport.com for results, online registration, informations and news



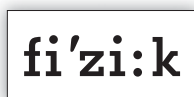
Bike Four Peaks 2015 - Hermagor - Tröpolach

date: 19.06.15
time: 16:37:25
page: 27

(60) Overall Men

position	name	year	county	city	team	total	diff	races	bib
Stage1	Stage2	Stage3							
595.	Karaman Philipp Nidal	1979	A-Wien			17:56.34,6	9:24.23,2	(3)	704
5:09.15,1	4:57.19,5	7:50.00,0							
596.	Schuster Ralf	1964	D-Neustadt		Bike-Guide-Pfalz.de	17:58.30,2	9:26.18,8	(3)	526
6:03.19,8	5:38.56,6	6:16.13,8							
597.	Brepel Ballester Alexander	1989	E-Portocristo		Bikepointmallorca Al Mar Racing	18:00.21,6	9:28.10,2	(3)	220
5:38.44,6	5:53.22,5	6:28.14,5							
598.	Gerlach Ralph	1967	D-Ingeleben		Team Prowell Germany	18:04.59,4	9:32.48,0	(3)	762
5:05.28,3	5:09.31,1	7:50.00,0							
599.	Baart René	1967	D-Schliersee		Craft and friends	18:05.05,2	9:32.53,8	(3)	114
6:01.57,0	6:00.31,2	6:02.37,0							
600.	Fjeldsoe Michael	1963	DK-Frederikssund		Snake City Devils	18:15.48,5	9:43.37,1	(3)	601
5:45.15,4	6:13.50,9	6:16.42,2							
601.	Hofmann Matthias	1966	D-Schwerte		Dangerriders	18:16.58,7	9:44.47,3	(3)	372
5:43.20,9	6:33.54,5	5:59.43,3							
602.	Kopp Rainer	1966	D-Metzingen		CRAFT - ROCKY MOUNTAIN Team Friends	18:18.16,6	9:46.05,2	(3)	492
5:51.17,2	6:01.53,3	6:25.06,1							
603.	Warschke Marc	1984	D-Straßdorf			18:22.45,0	9:50.33,6	(3)	753
6:05.58,0	6:23.23,9	5:53.23,1							
604.	Meinl Martin	1966	A-Wien		Bike4EMC	18:27.45,4	9:55.34,0	(3)	519
6:03.34,3	6:07.40,3	6:16.30,8							
605.	Grabnegger Norbert	1968	A-Feldkirchen in Kärnten			18:29.37,7	9:57.26,3	(3)	690
5:59.02,1	6:14.28,9	6:16.06,7							
606.	Peisl Jason	1967	RSA-cape town		Swift Carbon	18:33.06,3	10:00.54,9	(3)	59
9:00.00,0	4:48.21,6	4:44.44,7							
607.	Weipert Ludwig	1958	D-Stadtlauringen		Team Nonnensee	18:36.05,6	10:03.54,2	(3)	618
6:10.59,1	6:04.00,3	6:21.06,2							
608.	Mannl Udo	1966	D-Stadtlauringen		Team Nonnensee	18:36.12,4	10:04.01,0	(3)	501
6:11.01,9	6:04.01,4	6:21.09,1							
609.	Redzepe Mursel	1965	GB-Reading		TEAM REXHEPI	18:58.57,2	10:26.45,8	(3)	459
6:18.06,8	6:26.58,4	6:13.52,0							
610.	Schuchter Philipp	1949	Teufen AR			19:01.01,3	10:28.49,9	(3)	728
6:29.49,1	6:22.50,3	6:08.21,9							
611.	Kempf Thomas	1968	D-Rüsselsheim		2 TK	19:02.20,7	10:30.09,3	(3)	502
6:19.53,4	6:15.32,6	6:26.54,7							
612.	Fleischmann Sven	1977	D-Roßtal		Svanja	19:09.39,4	10:37.28,0	(3)	446
6:24.39,2	6:07.32,4	6:37.27,8							
613.	Lube Thomas	1978	D-Berlin		TEAM ICKE	19:18.00,2	10:45.48,8	(3)	708
6:00.09,6	6:44.55,8	6:32.54,8							
614.	Caraher Robert	1981	IRL-Dundalk			19:20.26,9	10:48.15,5	(3)	633
6:25.45,7	6:35.04,6	6:19.36,6							
615.	McCarthy Liam	1981	IRL-Dundalk			19:25.21,5	10:53.10,1	(3)	639
6:25.48,4	6:35.03,7	6:24.29,4							
616.	Wilke Norman	1968	D-Wolsfeld		TEAM ICKE	19:25.32,5	10:53.21,1	(3)	663
6:26.27,9	6:21.04,6	6:38.00,0							
617.	Homann Georg	1956	A-Maria Rain		im.puls sport	19:26.24,6	10:54.13,2	(3)	553
5:27.45,3	8:00.00,0	5:58.39,3							
618.	Penc Herbert	1958	A-Wien		Bike4EMC	19:37.59,4	11:05.48,0	(3)	520
6:54.08,8	6:22.23,6	6:21.27,0							
619.	Hartwich Frank	1969	D-München		MYF-FeineFahrräderTeamMünchen	19:53.40,3	11:21.28,9	(3)	578
6:41.58,2	6:23.46,9	6:47.55,2							

Official timing and results by DATASPORT, CH-Gerlafingen
www.datasport.com for results, online registration, informations and news



Bike Four Peaks 2015 - Hermagor - Tröpolach

date: 19.06.15
time: 16:37:26
page: 28

(60) Overall Men

position	name	year	county	city	team	total	diff	aces	bib
Stage1	Stage2	Stage3							
620.	Dienersberger Robert	1964	D-	Leipzig	MYF-FeineFahrräderTeamMünchen	19:53.41,7	11:21.30,3	(3)	579
6:41.59,2	6:23.47,0	6:47.55,5							
621.	Alcock Ian	1981	IRL-	kildare	Team Cogs	19:55.03,1	11:22.51,7	(3)	277
9:00.00,0	5:28.01,3	5:27.01,8							
622.	Scherf Marcel	1987	D-	Köln	BAR-TEAM	20:03.34,2	11:31.22,8	(3)	361
6:51.12,0	6:35.04,3	6:37.17,9							
623.	Weston Dave	1963	IRL-	County Wicklow		20:05.25,0	11:33.13,6	(3)	649
6:18.17,5	8:00.00,0	5:47.07,5							
624.	Kraft Daniel	1976	D-	Bernau	TEAM ICKE	20:10.15,2	11:38.03,8	(3)	661
6:43.05,4	6:39.22,0	6:47.47,8							
625.	Sillankorva Ilkka	1971	FI-	Tuusula	Team KorsKa Finland	20:10.53,4	11:38.42,0	(3)	455
7:20.35,2	6:33.50,0	6:16.28,2							
626.	Zamfirache Adrian	1979	R-	Bucharest		20:31.18,5	11:59.07,1	(3)	757
6:52.06,6	6:51.16,1	6:47.55,8							
627.	Hektor Onno	1958	NL-	Bilthoven		20:44.40,3	12:12.28,9	(3)	637
6:30.55,1	6:23.45,2	7:50.00,0							
628.	Unger Ralf	1981	D-	Röthenbach		21:55.16,2	13:23.04,8	(3)	647
9:00.00,0	6:07.29,6	6:47.46,6							
629.	Hollaus Lukas	1980	D-	Nürnberg		21:55.46,1	13:23.34,7	(3)	695
7:07.59,5	8:00.00,0	6:47.46,6							

total: 629

Official timing and results by DATASPORT, CH-Gerlafingen
www.datasport.com for results, online registration, informations and news

